



US00D486324S

(12) **United States Design Patent**
Mason

(10) **Patent No.:** **US D486,324 S**

(45) **Date of Patent:** **** Feb. 10, 2004**

(54) **DISPLAY UNIT**

(75) **Inventor:** **Timothy L. Mason, Melville, NY (US)**

(73) **Assignee:** **New Dimensions Research Corporation, Melville, NY (US)**

(**) **Term:** **14 Years**

(21) **Appl. No.:** **29/177,331**

(22) **Filed:** **Mar. 7, 2003**

(51) **LOC (7) Cl.** **06-04**

(52) **U.S. Cl.** **D6/473; D6/515**

(58) **Field of Search** D6/409-415, 449, D6/454-458, 461-469, 473-475, 509-511, 515; 221/108, 111, 133, 194; 108/103, 105, 139; 211/41.2, 41.7, 42, 51, 70, 85.1, 85.2, 88.3, 88.01, 126.15, 126.9, 131.1, 133.2, 163, 181.1, 201, 205, 59.2

(56) **References Cited**

U.S. PATENT DOCUMENTS

- 1,317,534 A 9/1919 Williams
- 1,711,329 A 4/1929 Short
- 2,649,207 A 8/1953 Shield
- 3,019,907 A 2/1962 Belejck

- 3,404,927 A 10/1968 Mellion
- D223,041 S * 2/1972 Kuenster D6/473
- 3,900,112 A 8/1975 Azzi et al.
- 4,744,489 A 5/1988 Binder et al.
- D428,738 S * 8/2000 Brozak, Jr. D6/473

* cited by examiner

Primary Examiner—Cathron C. Brooks

(74) *Attorney, Agent, or Firm*—Collard & Roe, P.C.

(57) **CLAIM**

The ornamental design for a display unit, as shown and described.

DESCRIPTION

FIG. 1 shows a perspective view of my design for a display unit according to the invention.

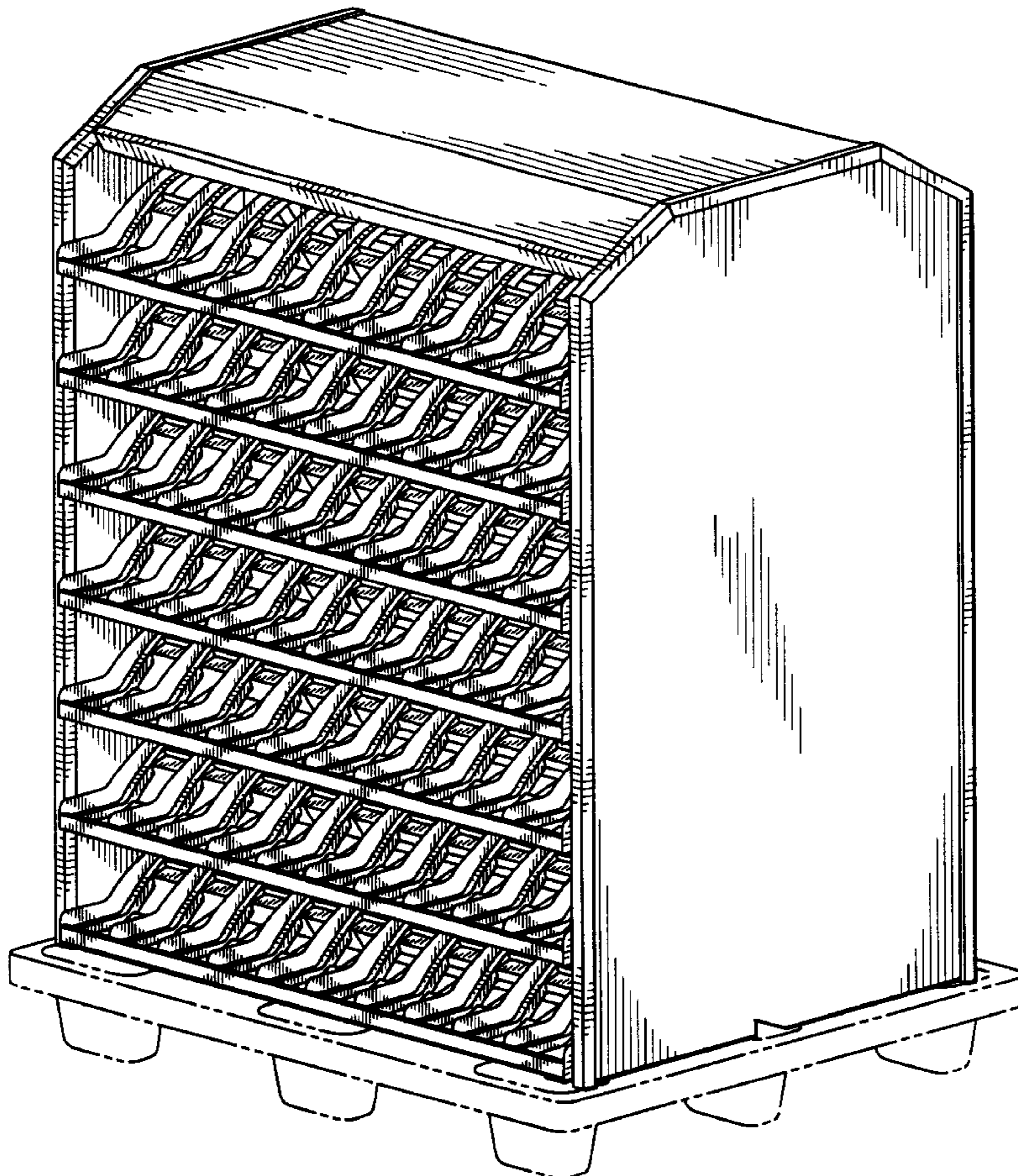
FIG. 2 shows a first side view thereof, with the opposite side view being identical.

FIG. 3 shows a top plan view thereof; and,

FIG. 4 shows a second side view thereof, with the opposite side view being identical.

The bottom view which is not shown and the broken-line showing of the pallet in FIGS. 1-4, which is for illustration purposes only, form no part of the claimed design.

1 Claim, 4 Drawing Sheets



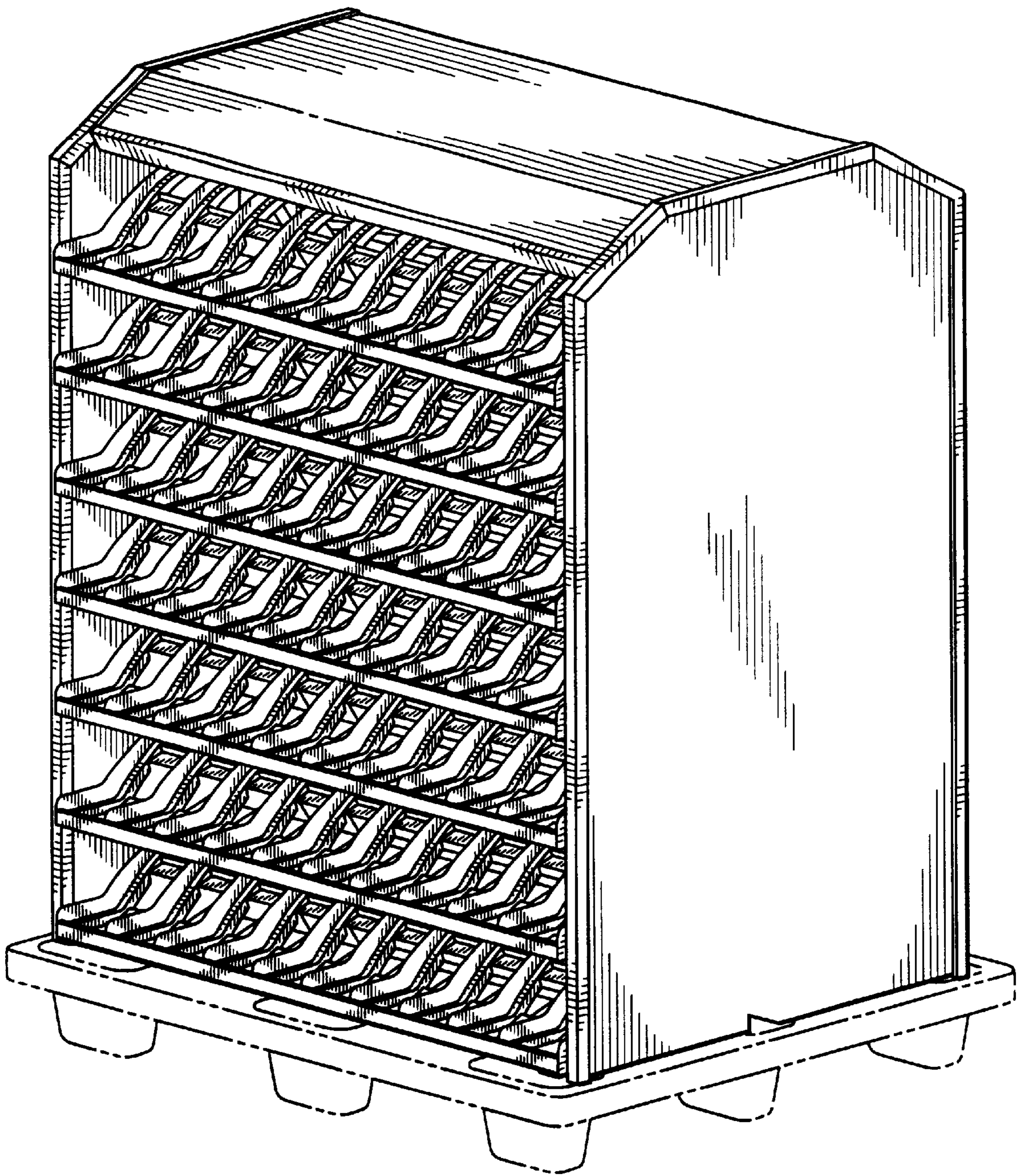


FIG. 1




FIG. 2

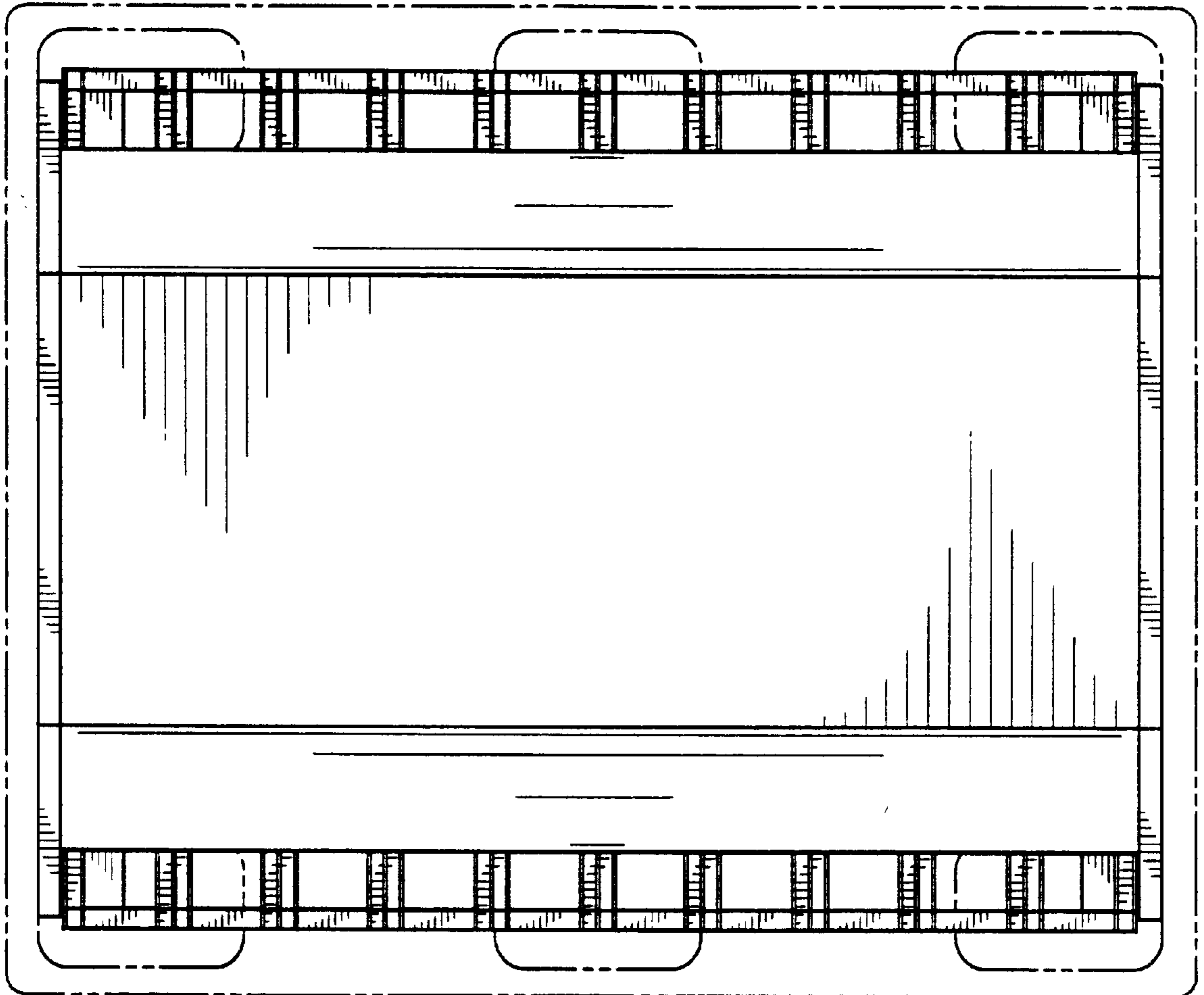


FIG. 3

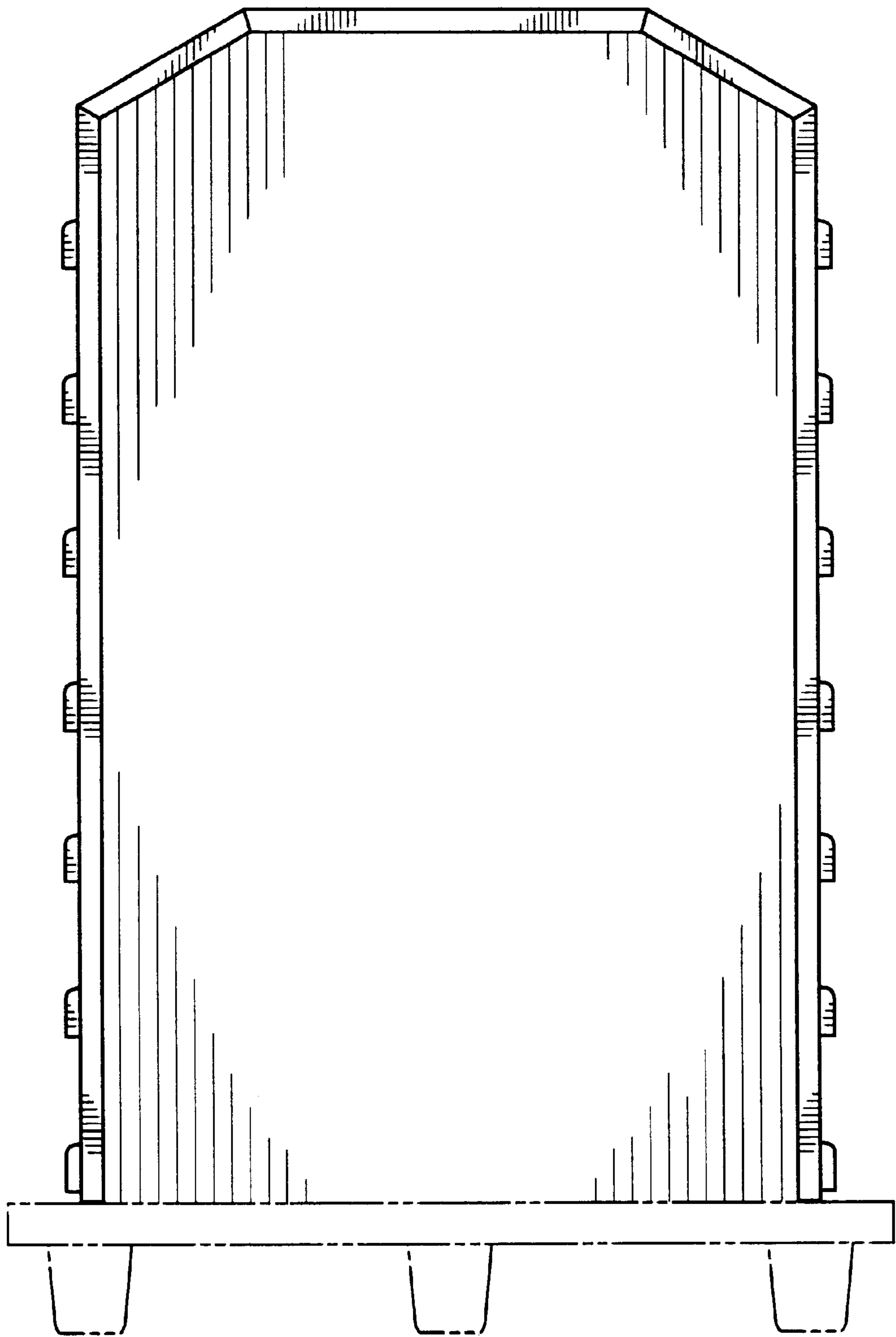


FIG. 4