



US00D486319S

(12) **United States Design Patent**
Stanton

(10) **Patent No.:** **US D486,319 S**

(45) **Date of Patent:** **** Feb. 10, 2004**

- (54) **SEAT**
- (75) Inventor: **Shawn Christopher Stanton**, High Point, NC (US)
- (73) Assignee: **Thomasville Furniture Industries, Inc.**, Thomasville, NC (US)
- (**) Term: **14 Years**
- (21) Appl. No.: **29/181,320**
- (22) Filed: **May 8, 2003**
- (51) **LOC (7) Cl.** **06-01**
- (52) **U.S. Cl.** **D6/379**
- (58) **Field of Search** D6/334, 335, 374, D6/379, 380, 500, 501, 502; 297/445.1, 446.1

(56) **References Cited**

U.S. PATENT DOCUMENTS

D234,241 S	*	2/1975	Onoguchi	D6/380
D263,902 S	*	4/1982	Mioni	D6/379
D364,751 S	*	12/1995	Keller	D6/379
D380,308 S	*	7/1997	Diaz-Azcuy	D6/379 X
D438,718 S	*	3/2001	Hutton	D6/334
D445,584 S	*	7/2001	O'Hare et al.	D6/379
D452,084 S	*	12/2001	O'Hare et al.	D6/379
D469,266 S		1/2003	Stanton	D6/379
D479,658 S	*	9/2003	Warren et al.	D6/379

OTHER PUBLICATIONS

Chairs & Couches by Curtis, p. 113, Adam style chairs at center page, c 1977.*
 An Encyclopedia of Chairs by Simon Yates, p. 59, chairs at top left, center & bottom, c 1988.*
 Ethan Allen Interiors, p. 9, chair at top right.*
 Chair, *Traditional Home*, p. 147, Jul. 2001.
 Chair, *In Focus*, p. 132, date unknown, available as of the filing date.
 Chair, Renea-Abbott Manteris, p. 113, date unknown, available as of the filing date.

Chair, source unknown, p. 164, date unknown, available as of the filing date.
 Chair, Barbara Barry Collection, Baker Furniture, date unknown, available as of the filing date.
 Spendido Oval Back Side/Arm Chair, Bellasera Collection brochure, Thomasville Furniture Industries, Inc., p. 26, 2001.

(List continued on next page.)

Primary Examiner—Gary D. Watson
 (74) *Attorney, Agent, or Firm*—Womble Carlyle Sandridge & Rice, PLLC


(57) **CLAIM**

The ornamental design for a seat, as shown and described.

DESCRIPTION

FIG. 1 is a left front perspective view of a seat showing my new design;
 FIG. 2 is a front perspective view thereof;
 FIG. 3 is a side elevational view, the opposite side being a mirror image thereof;
 FIG. 4 is a rear elevational view thereof;
 FIG. 5 is a left front perspective view of a second embodiment of a seat showing my new design without the arms, the additional views being similar to that shown in FIGS. 1 through 4, but without the arms;
 FIG. 6 is a left front perspective view of a third embodiment of a seat showing my new design with the front portion of the seat back covered;
 FIG. 7 is a side elevational view, the opposite side being a mirror image thereof;
 FIG. 8 is a rear elevational view thereof; and,
 FIG. 9 is a left front perspective view of a fourth embodiment of a seat showing my new design with the front portion of the seat back covered and without the arms, the additional views being similar to that shown in FIGS. 6 through 8, but without the arms.
 The views of the seat not shown form no part of the claimed design.

1 Claim, 9 Drawing Sheets



OTHER PUBLICATIONS

La Rotonde Chair, Hemingway Paris Collection brochure, Thomasville Furniture Industries, Inc., p. 84, 2002.

Renaissance Side/Arm Chair, Renaissance Collection brochure, Thomasville Furniture Industries, Inc., p. 18, 1996.

Monte Carlo Side/Arm Chair, Renaissance Collection brochure, Thomasville Furniture Industries, Inc., pp. 22–23, 1996.

Simplicity Chair, Visaya Collection brochure, Thomasville Furniture Industries, Inc., pp. 18–19, 2001.

* cited by examiner




FIG. 1

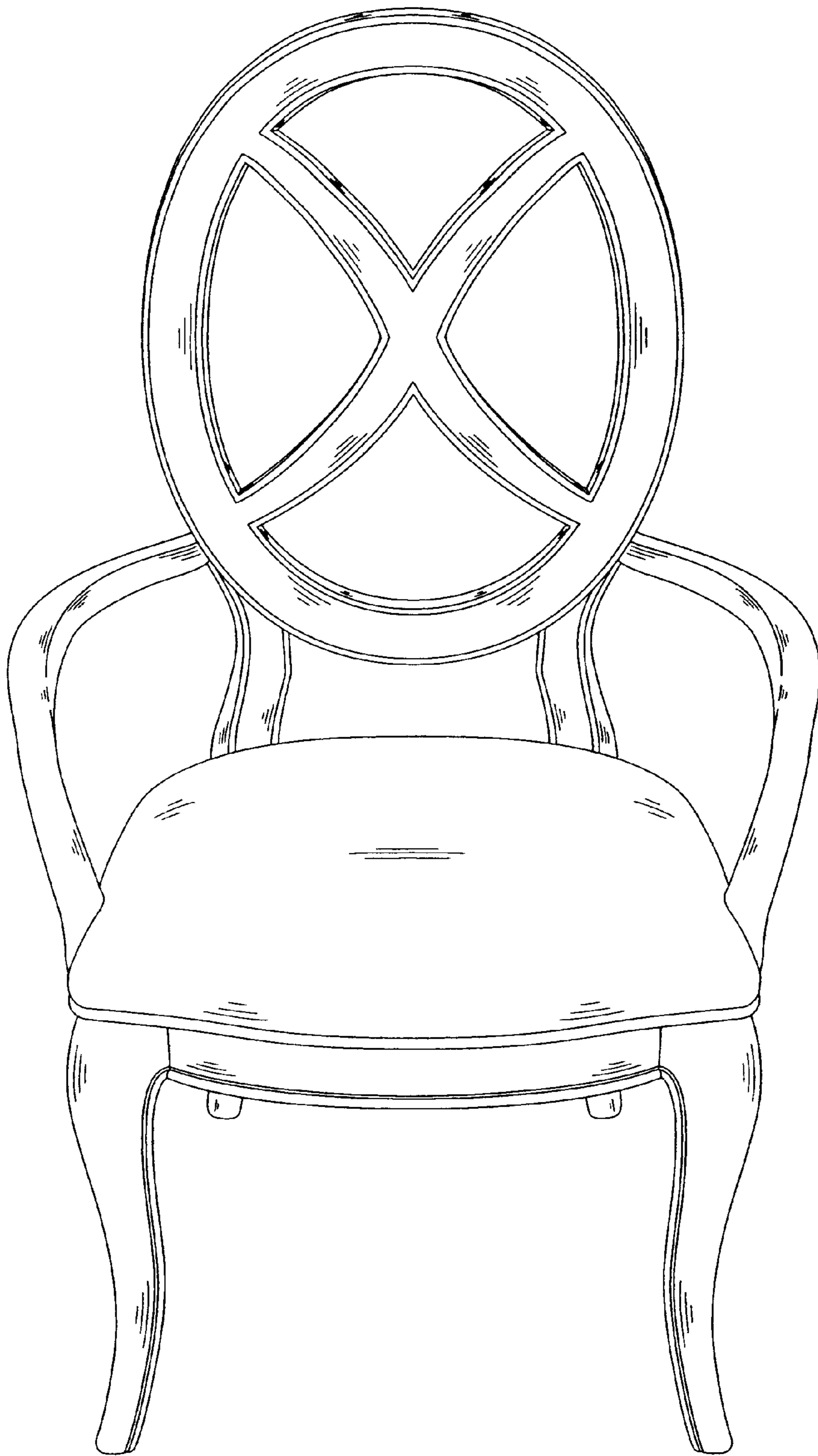


FIG. 2




FIG. 3




FIG. 4




FIG. 5

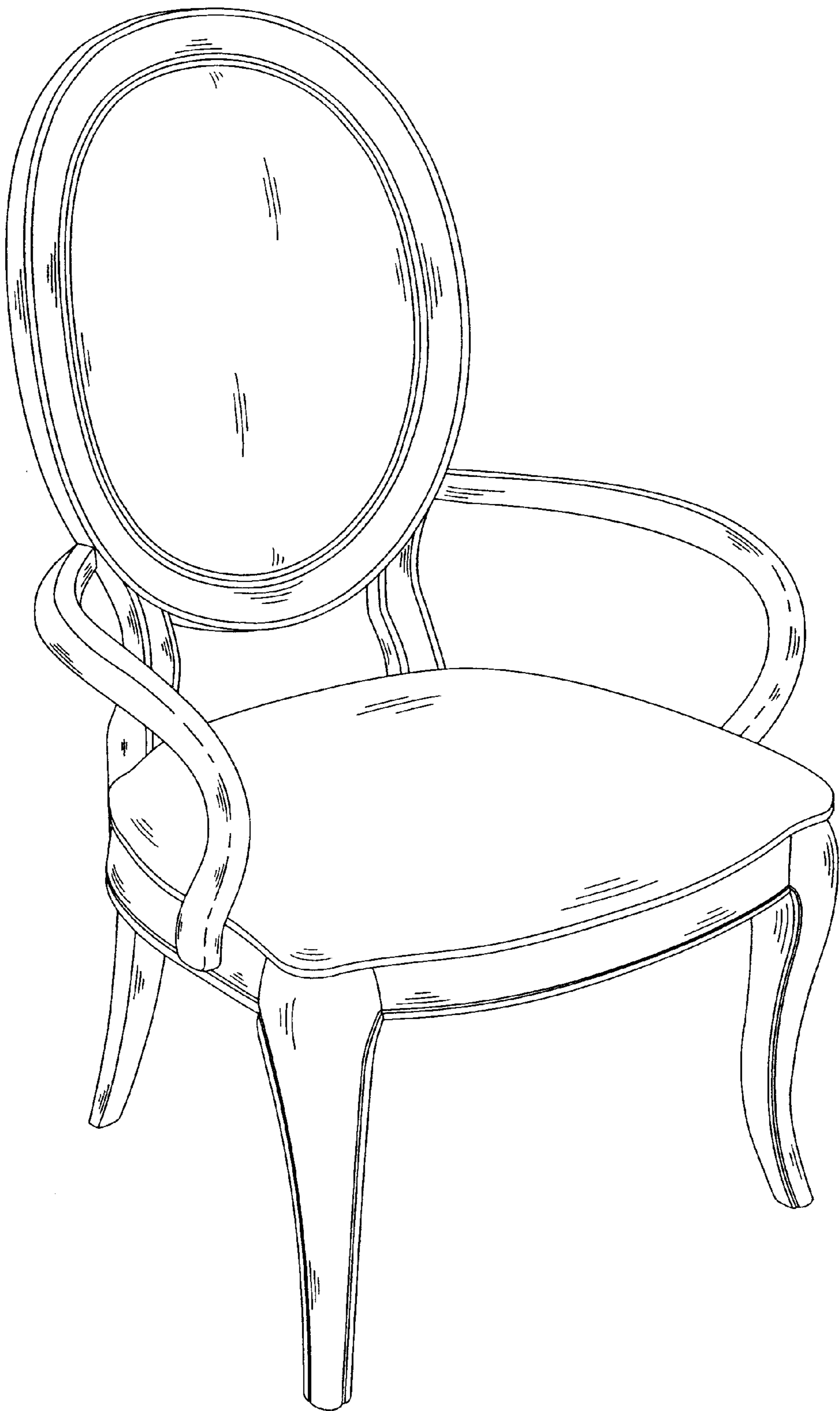


FIG. 6

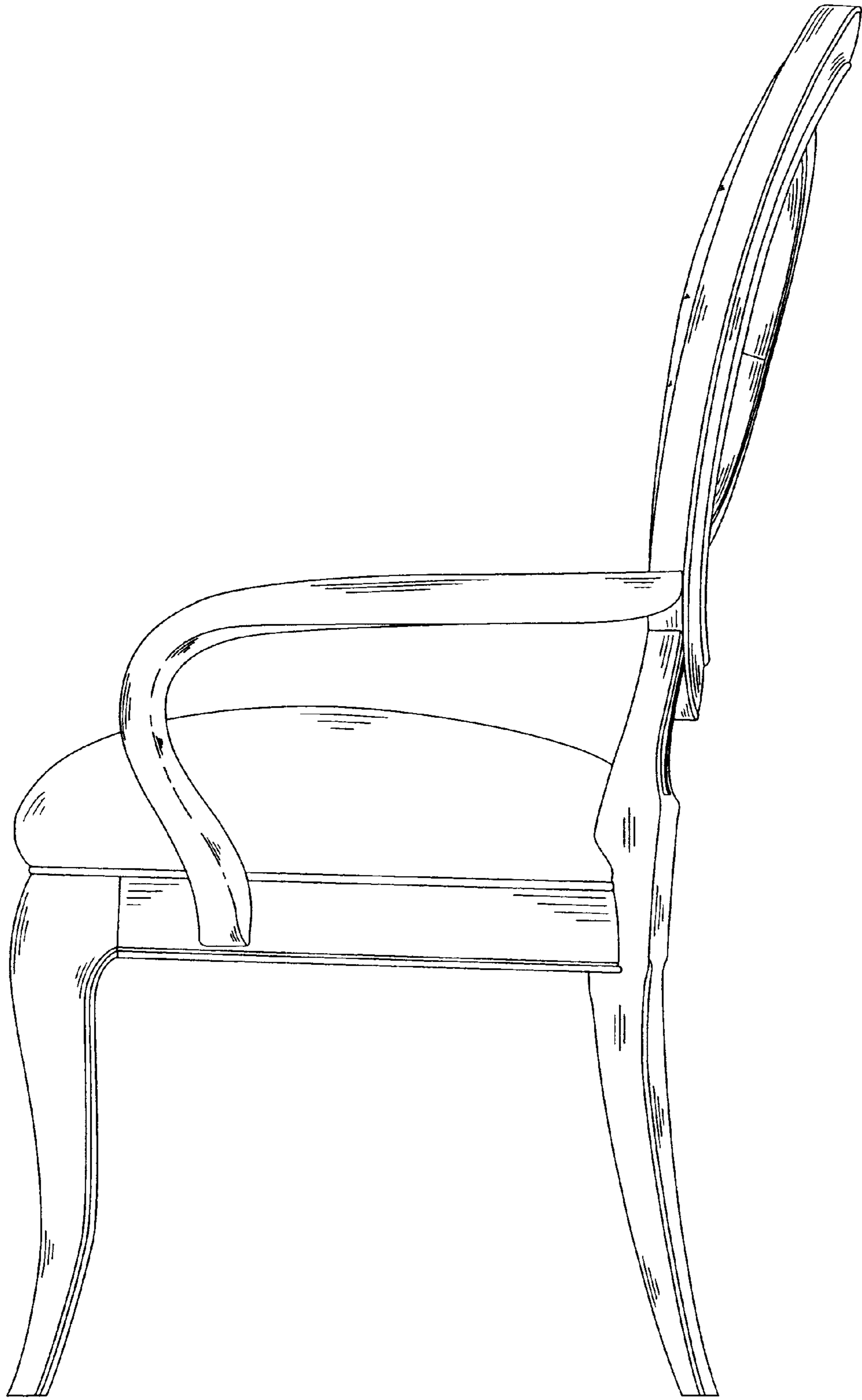


FIG. 7

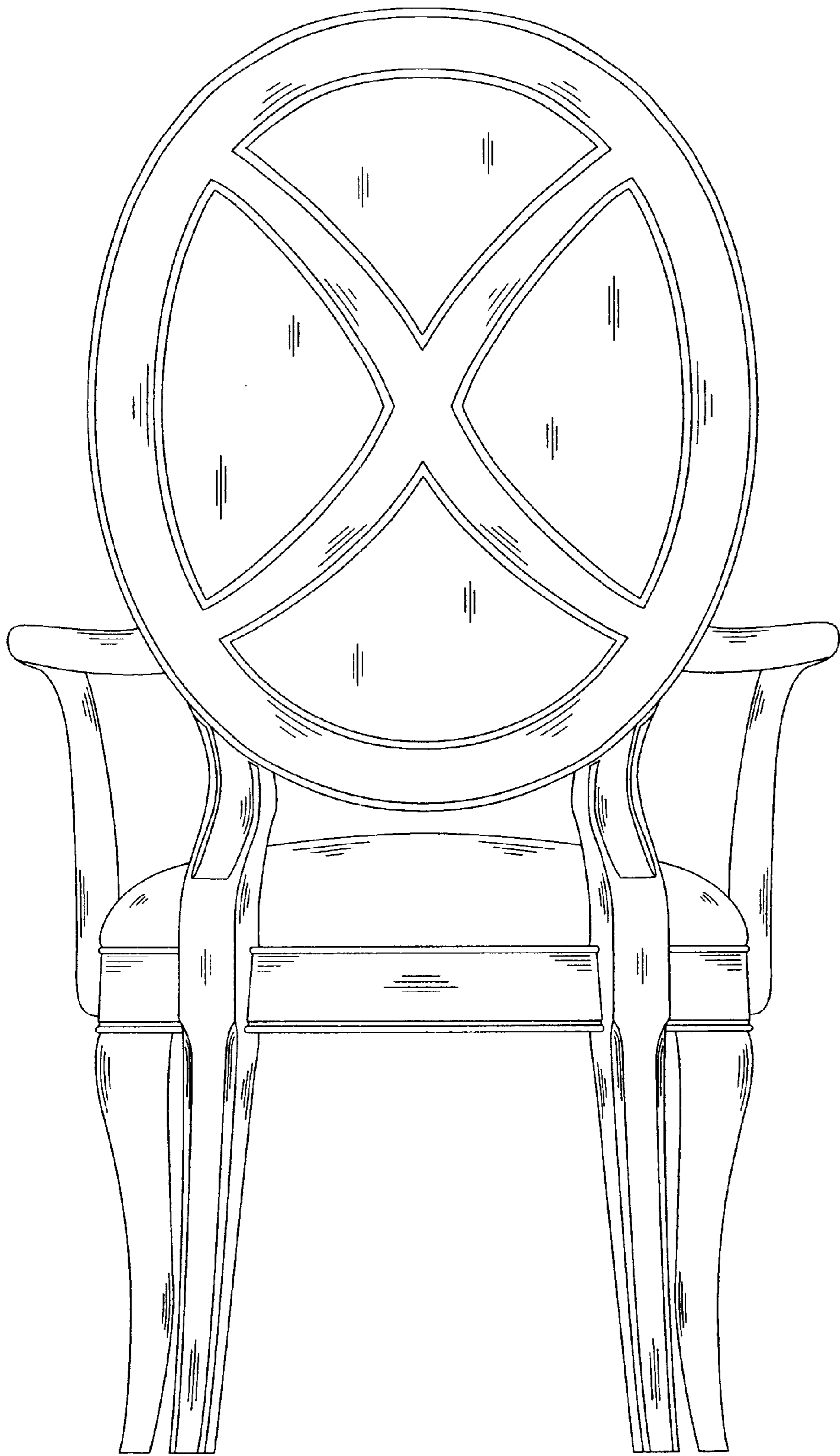


FIG. 8




FIG. 9