



US00D486311S

(12) **United States Design Patent**
Boydak

(10) **Patent No.:** **US D486,311 S**

(45) **Date of Patent:** **** Feb. 10, 2004**

(54) **CONVERTIBLE CHAIR**

(76) Inventor: **Mustafa Boydak**, Organize Sanayi Bölgesi 14, Cad. No. 13 Kayseri (TR)

(**) Term: **14 Years**

(21) Appl. No.: **29/183,562**

(22) Filed: **Jun. 13, 2003**

(51) **LOC (7) Cl.** **06-01**

(52) **U.S. Cl.** **D6/335**

(58) **Field of Search** D6/334, 335, 336, D6/364, 371, 381-383, 500-502; 5/12.1; 297/232, 145, 445.1, 446.1, 452.64

(56) **References Cited**

U.S. PATENT DOCUMENTS

D80,624 S	*	3/1930	Havel	D6/334
1,789,245 A	*	1/1931	McIntyre	297/145
2,466,204 A	*	4/1949	Brown	5/12.1
2,767,771 A	*	10/1956	Leonard	297/145
3,972,079 A	*	8/1976	Shellow et al.	5/12.1
D379,269 S	*	5/1997	Hutton	D6/334
D422,422 S	*	4/2000	Black	D6/334
D446,395 S	*	8/2001	Hutton	D6/334
D466,312 S	*	12/2002	Hutton	D6/334

* cited by examiner

Primary Examiner—Robert M. Spear

Assistant Examiner—Mimosa De

(74) *Attorney, Agent, or Firm*—Lackenbach Siegel LLP

(57) **CLAIM**

The ornamental design for a convertible chair, as shown and described.

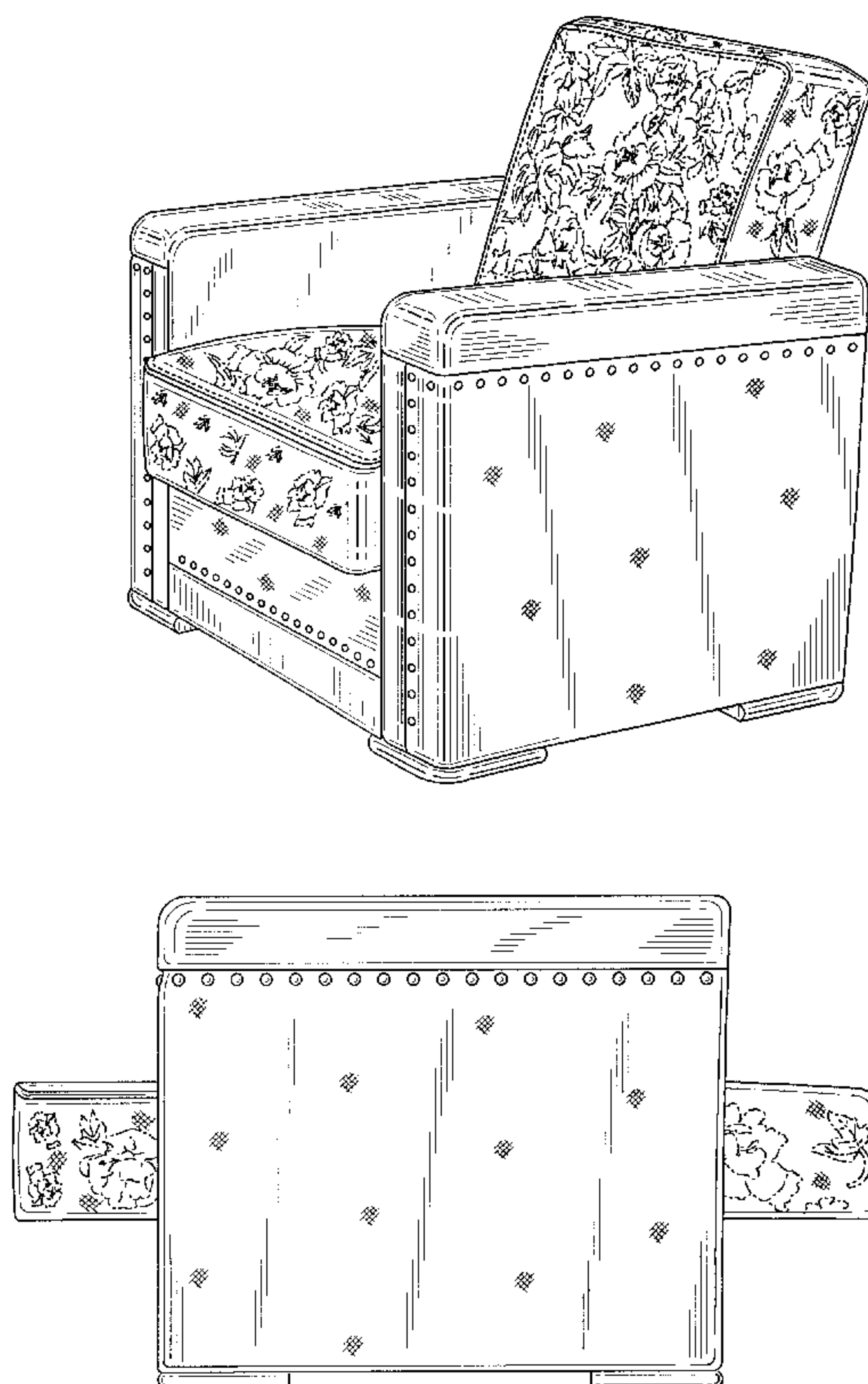
DESCRIPTION

FIG. 1 is a front perspective view of a convertible chair; FIG. 2 is a front view thereof; FIG. 3 is a right side view thereof in a first condition or sitting condition and the left side view is a mirror image thereof; FIG. 4 is a rear view thereof; FIG. 5 is a top view thereof in the first condition or sitting condition; FIG. 6 is a top view thereof in a second condition or reclining condition; and, FIG. 7 is another side view thereof in the second condition or reclining condition.

The broken lines showing of the flower pattern are for illustrative purposes only and form no part of the claimed design. The other even short dashed broken lines represent stitching.

The fragmented crosshatch pattern shown in the drawing represents fabric and is repeated throughout the areas shown.

1 Claim, 4 Drawing Sheets



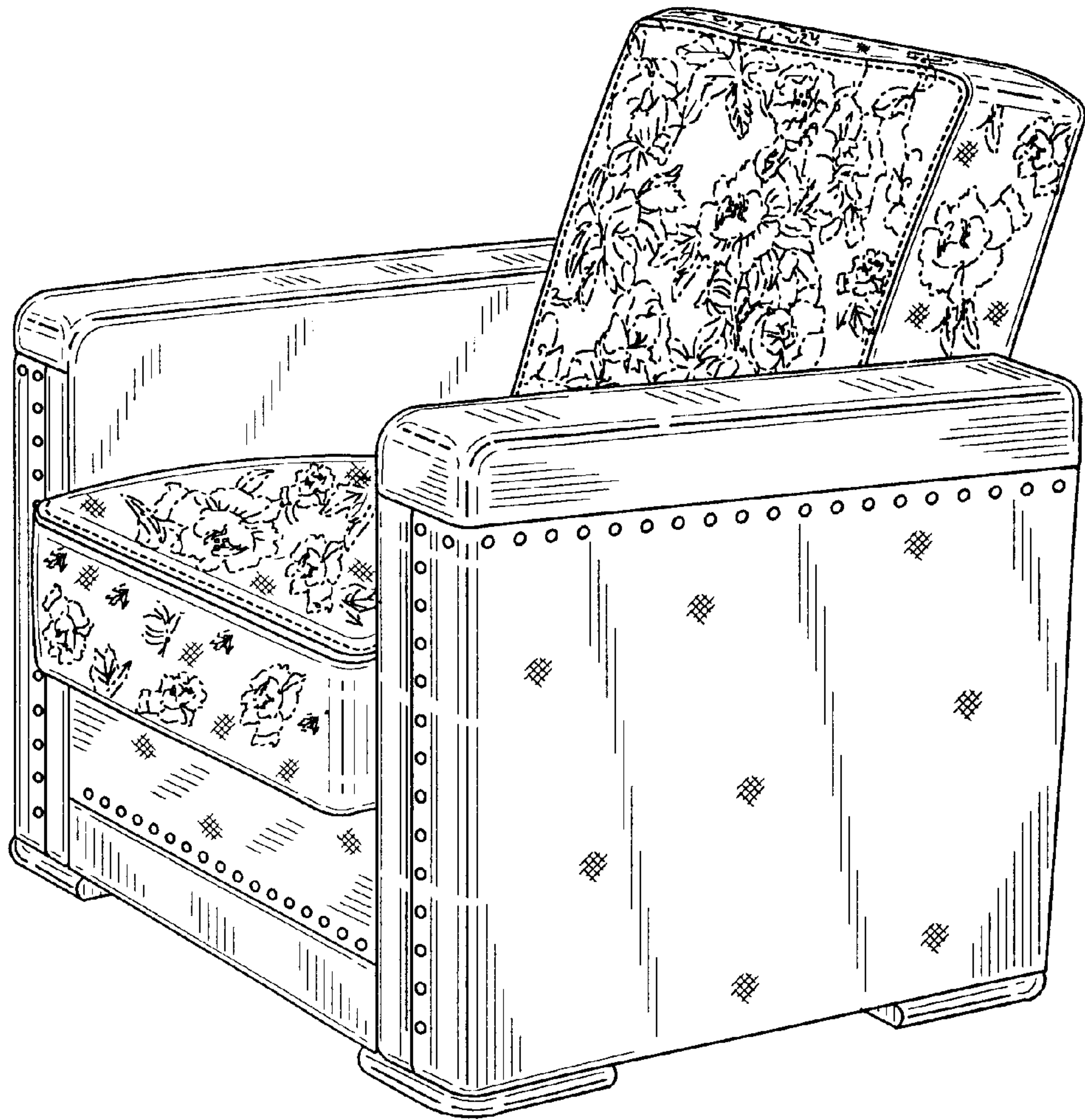


FIG. 1




FIG. 2




FIG. 3

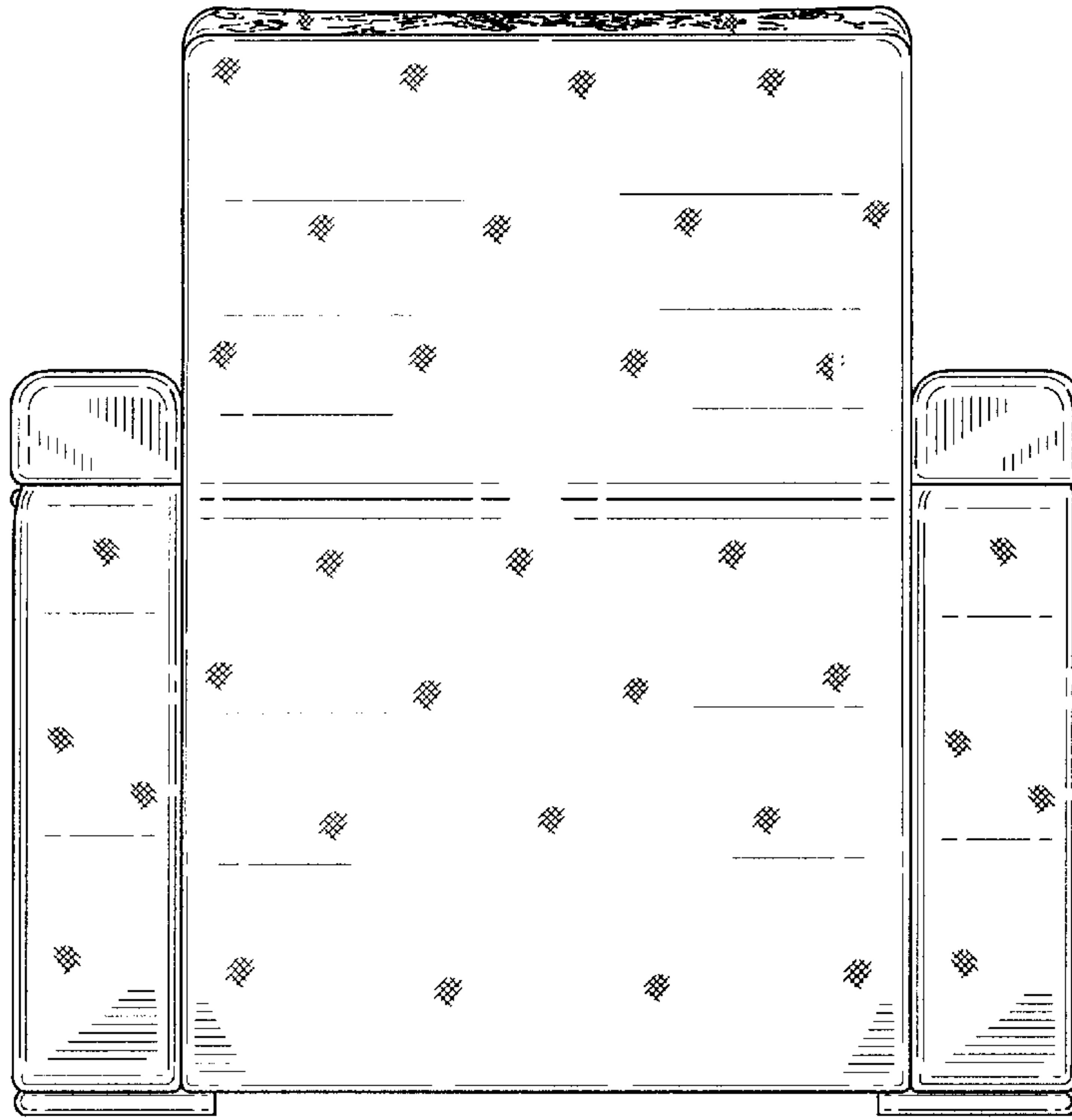


FIG. 4




FIG. 5




FIG. 6

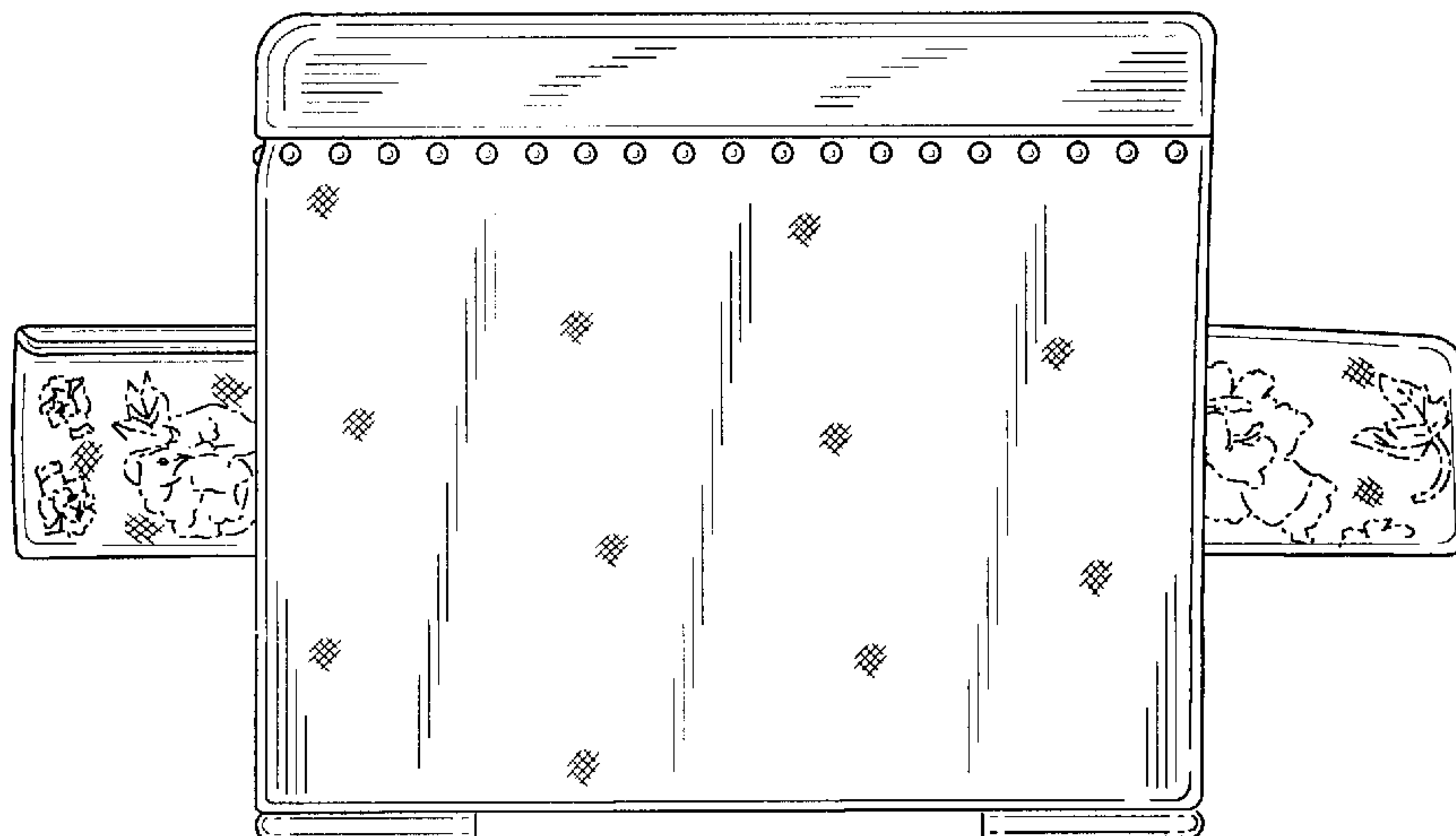


FIG. 7