



US00D486294S

(12) **United States Design Patent**  
**Stuntz et al.**

(10) **Patent No.:** **US D486,294 S**

(45) **Date of Patent:** **\*\* Feb. 10, 2004**

(54) **BRA STRAP SECURING DEVICE**

(76) Inventors: **Sara Stuntz**, 466 N. Washington St., Delaware, OH (US) 43015; **Stephanie Yeager**, 5362 Somerset Ave., Westerville, OH (US) 43082

(\*\*) Term: **14 Years**

(21) Appl. No.: **29/174,054**

(22) Filed: **Jan. 10, 2003**

(51) **LOC (7) Cl.** ..... **02-01**

(52) **U.S. Cl.** ..... **D2/705**

(58) **Field of Search** ..... D21/390; 428/542.2, 428/542.6; D11/33, 67, 84, 115, 139, 225, 241; D2/701, 706-710, 731, 737, 856, 705; 450/41, 48, 49, 52-57, 81, 89, 86, 88, 90, 36-39; 2/67, 118-120, 268, 459, 460, 73; D5/20, 32, 37; D20/11, 26, 28, 29

(56) **References Cited**

**U.S. PATENT DOCUMENTS**

D20,713 S	*	5/1891	Harris	.....	D21/390
1,142,330 A	*	6/1915	Lhiere	.....	428/66.5
D106,639 S	*	10/1937	Roberson	.....	D5/37
D113,132 S	*	1/1939	De Gerard	.....	D5/37
D155,102 S	*	9/1949	Nelson	.....	D30/157
2,501,749 A	*	3/1950	Trent	.....	2/460
D282,806 S	*	3/1986	Unger	.....	D20/11
4,575,874 A	*	3/1986	Johnson	.....	2/460

5,309,608 A		5/1994	Lucas	.....	24/304
5,803,792 A	*	9/1998	Roush et al.	.....	2/73
5,914,166 A		6/1999	Le	.....	428/40.1
5,921,845 A		7/1999	Scholtz	.....	450/86
6,163,937 A		12/2000	McKinnis et al.	.....	24/302
6,316,072 B1	*	11/2001	Ishikawa	.....	428/64.1

**OTHER PUBLICATIONS**

Trademarks and Symbols, vol. 2, c. 1973 by Y. Kuwayama, p. 54, #431—flower motif.\*  
JC Penney Spring 2001, p. 269 item I—breast petals.\*

\* cited by examiner

*Primary Examiner*—Louis S. Zarfes

*Assistant Examiner*—Deanne Levy

(74) *Attorney, Agent, or Firm*—Standley Law Group LLP

(57) **CLAIM**

The ornamental design for a bra strap securing device, as shown and described.

**DESCRIPTION**


FIG. 1 is a top plan view of the bra strap securing device of the present invention;

FIG. 2 is a side elevation view of the bra strap securing device of FIG. 1; and,

FIG. 3 is a bottom plan view of the bra strap securing device of FIG. 1.

The left and right sides of the design of the present invention are identical/symmetrical.

**1 Claim, 2 Drawing Sheets**







FIGURE 1



FIGURE 2



**FIGURE 3**