



US00D486265S

(12) **United States Design Patent**
Olsen

(10) **Patent No.:** **US D486,265 S**

(45) **Date of Patent:** **** Feb. 3, 2004**

(54) **EYELASH CURLER**

(76) **Inventor:** **Francesca Guerrera Olsen**, 198 SW.
13 Ave., Boca Raton, FL (US) 33486

(**) **Term:** **14 Years**

(21) **Appl. No.:** **29/168,336**

(22) **Filed:** **Sep. 30, 2002**

(51) **LOC (7) Cl.** **28-03**

(52) **U.S. Cl.** **D28/38; D7/653**

(58) **Field of Search** 132/216, 217;
D28/38, 36; 30/147, 149, 150, 324; D7/653

(56) **References Cited**

U.S. PATENT DOCUMENTS

1,347,307	A	*	7/1920	Thomas	30/324
1,527,964	A	*	2/1925	Patino	132/217
D119,329	S	*	3/1940	Leyne	D28/36
D328,504	S		8/1992	Davies	D28/36
5,598,858	A		2/1997	Wainer	132/217
5,704,377	A		1/1998	McMullen	132/217
5,890,499	A	*	4/1999	Fuentes et al.	132/216

6,009,884	A	1/2000	Suh	132/217
6,220,252	B1	4/2001	Heintz	132/217
6,230,715	B1	5/2001	Cho	132/217

* cited by examiner

Primary Examiner—Jennifer Rivard
(74) *Attorney, Agent, or Firm*—Foley Hoag LLP; Beth E. Arnold; Jothi Ravindran


(57) **CLAIM**

The ornamental design for an eyelash curler, as shown and described.

DESCRIPTION

FIG. 1 is a top plan view of the eyelash curler according to my new design.
FIG. 2 is a bottom plan view thereof.
FIG. 3 is a right side elevational view thereof, the left side elevational view being a mirror image.
FIG. 4 is a front elevational view thereof.
FIG. 5 is a rear elevational view thereof; and,
FIG. 6 is a perspective view from the curling bowl.

1 Claim, 2 Drawing Sheets



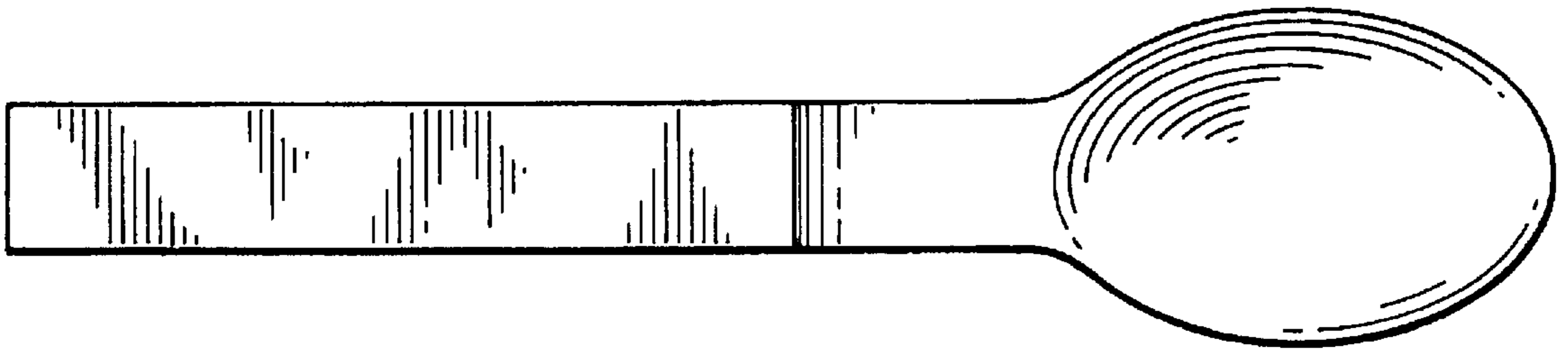


FIG. 1

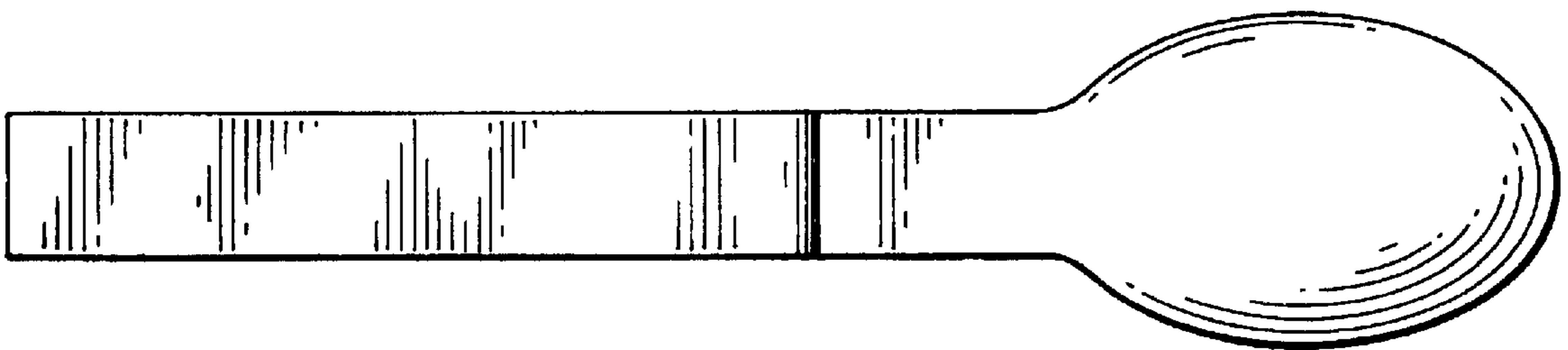


FIG. 2

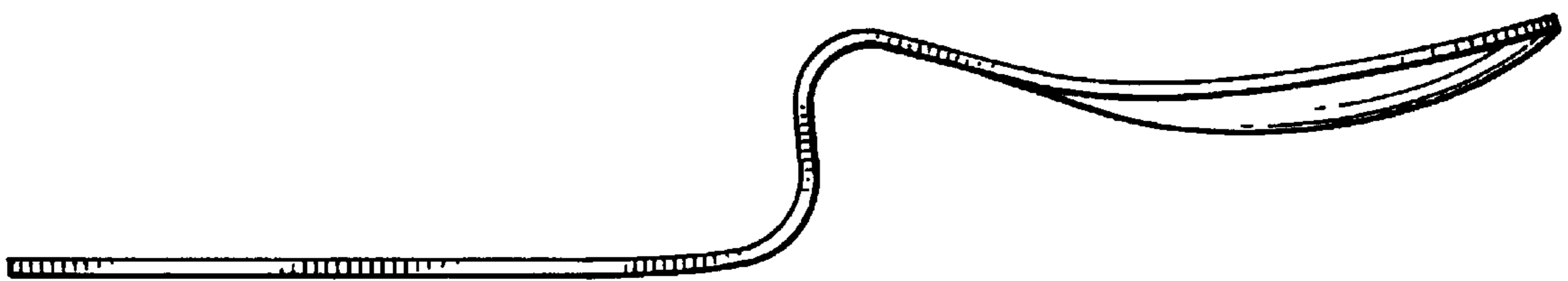


FIG. 3




FIG. 4




FIG. 5




FIG. 6