



US00D486246S

(12) **United States Design Patent**
Manthei

(10) **Patent No.:** **US D486,246 S**

(45) **Date of Patent:** **** Feb. 3, 2004**

(54) **CONCRETE CAP FOR A WALL**

(75) Inventor: **Benjamin R. Manthei**, Petoskey, MI (US)

(73) Assignee: **Redi-Rock International, LLC**, Charlevoix, MI (US)

(**) Term: **14 Years**

(21) Appl. No.: **29/168,686**

(22) Filed: **Oct. 7, 2002**

(51) **LOC (7) Cl.** **25-01**

(52) **U.S. Cl.** **D25/113**

(58) **Field of Search** D25/112-118, D25/164, 151; D21/484-486, 489-497, 499-505; 405/16, 284; 404/34; 52/102, 503-504, 574-576, 596, 600-602, 603-605, 606-607, 608-609, 612

(56) **References Cited**

U.S. PATENT DOCUMENTS

3,616,103 A * 10/1971 Greiner et al. D25/151 X
5,735,643 A * 4/1998 Castonguay et al. 405/284 X
D406,358 S * 3/1999 Risi et al. D25/113
6,024,517 A * 2/2000 Castonguay et al. 405/284 X
6,115,983 A * 9/2000 Pognard 52/606
D466,619 S * 12/2002 Britton D25/113

OTHER PUBLICATIONS

Pisa II modular interlocking units, Sweet's General Building & Renovation, vo. 3, 1993.*

Bomanite, slate, Sweet's General Building & Renovation, vo. 3, buyline 5050, 1993.*

Patterned Concrete, Sweet's General Building & Renovation, vo. 3, buyline 3927, 1993.*

The Scott System, Inc., Form Liners for Concrete, Rocky Mountain Flagstone, Sweet's General Building & Renovation, vo. 3, buyline 5050, 1993.*

* cited by examiner

Primary Examiner—Louis S. Zarfes

Assistant Examiner—Robert A Delehanty

(74) *Attorney, Agent, or Firm*—MacMillan, Sobanski, & Todd, LLC

(57) **CLAIM**

The ornamental design for a concrete cap for a wall, as shown and described.

DESCRIPTION

FIG. 1 is a perspective view as seen from the upper front right side of a concrete cap for a wall showing my new design;


FIG. 2 is a rear elevational view thereof;

FIG. 3 is a perspective view as seen from the upper left end thereof; and,

FIG. 4 is a perspective view as seen from the upper right thereof.

The bottom of the cap is substantially flat and does not form a part of the ornamental design.

1 Claim, 3 Drawing Sheets






Fig. 1




Fig. 2



Fig. 3




Fig. 4