



US00D486236S

(12) **United States Design Patent**  
**Nan**

(10) **Patent No.:** **US D486,236 S**

(45) **Date of Patent:** **\*\* Feb. 3, 2004**

(54) **VIBRATING DEVICE**

(75) **Inventor:** **Simon Siu Man Nan**, Richmond Hill (CA)

(73) **Assignee:** **Nanma Ltd.**, Port Louis (MU)

(\*\*) **Term:** **14 Years**

|            |          |                |         |
|------------|----------|----------------|---------|
| D316,734 S | 5/1991   | Tak            |         |
| D351,047 S | 9/1994   | Hendren        |         |
| D369,219 S | * 4/1996 | Huang          | D24/211 |
| D391,365 S | * 2/1998 | Gyori et al.   | D24/211 |
| D405,886 S | * 2/1999 | Haynes         | D24/211 |
| D422,364 S | * 4/2000 | Van Dyk et al. | D24/211 |
| D441,088 S | * 4/2001 | Raffo          | D24/214 |
| D474,657 S | * 5/2003 | Guodace        | D7/656  |

\* cited by examiner

*Primary Examiner*—Stella Reid

(21) **Appl. No.:** **29/185,546**

(22) **Filed:** **Jun. 30, 2003**

(51) **LOC (7) Cl.** ..... **28-03**

(52) **U.S. Cl.** ..... **D24/215**

(58) **Field of Search** ..... D24/211, 214,  
D24/215, 200; 601/118, 122, 128, 126,  
129, 130, 131, 134, 136, 46

(57) **CLAIM**

The ornamental design for a vibrating device, as shown and described.

**DESCRIPTION**


FIG. 1 is a front elevation view of a vibrating device, embodying my new design;  
FIG. 2 is a rear elevation view thereof;  
FIG. 3 is a side elevation view thereof;  
FIG. 4 is a top plan view thereof; and,  
FIG. 5 is a bottom plan view thereof.

(56) **References Cited**

**U.S. PATENT DOCUMENTS**

|            |         |            |
|------------|---------|------------|
| D145,701 S | 10/1946 | Rodgers    |
| D191,496 S | 10/1961 | Damiani    |
| D258,902 S | 4/1981  | Strickland |
| D300,449 S | 3/1989  | Tucker     |

**1 Claim, 2 Drawing Sheets**






FIG. 1

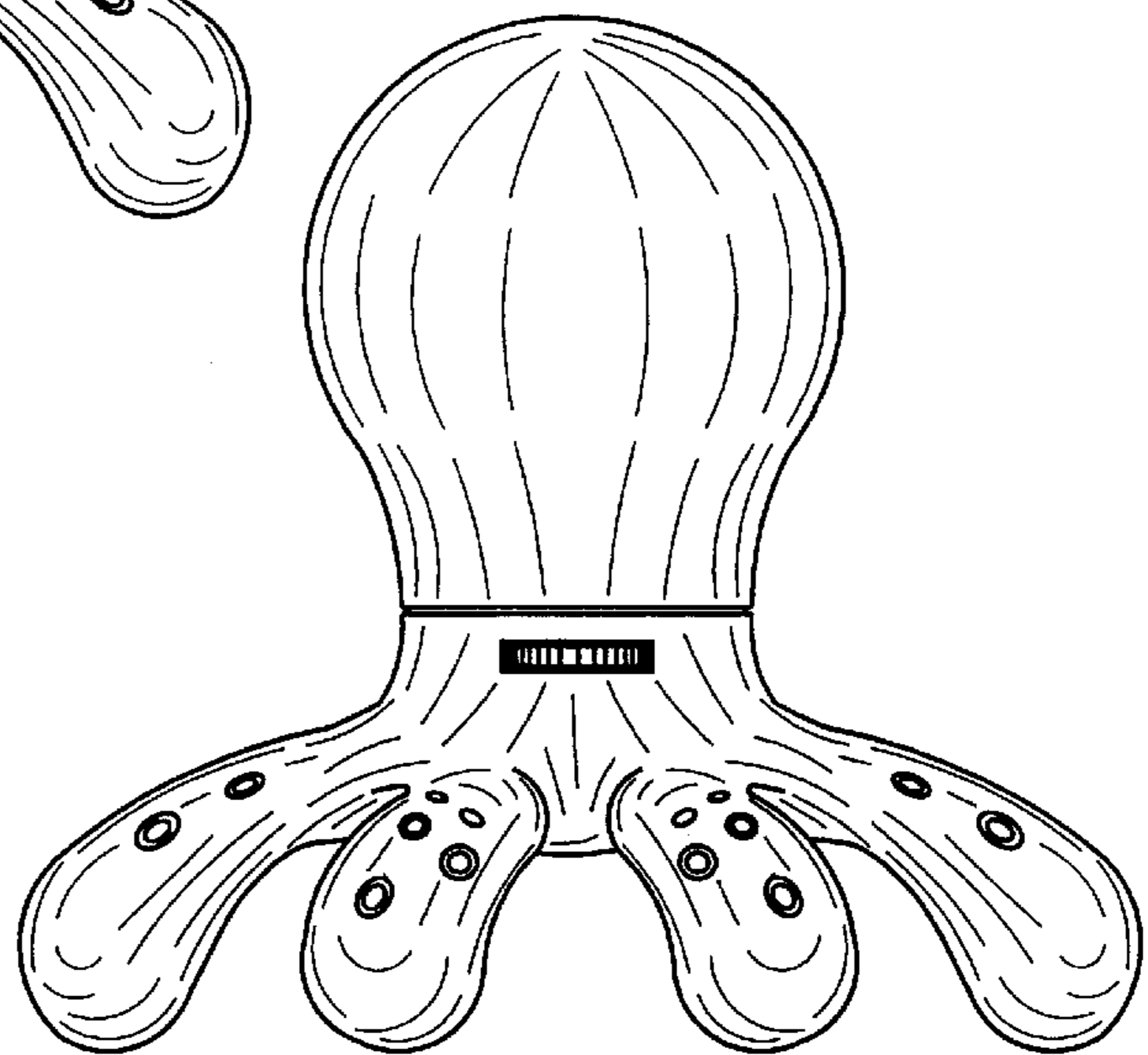


FIG. 2

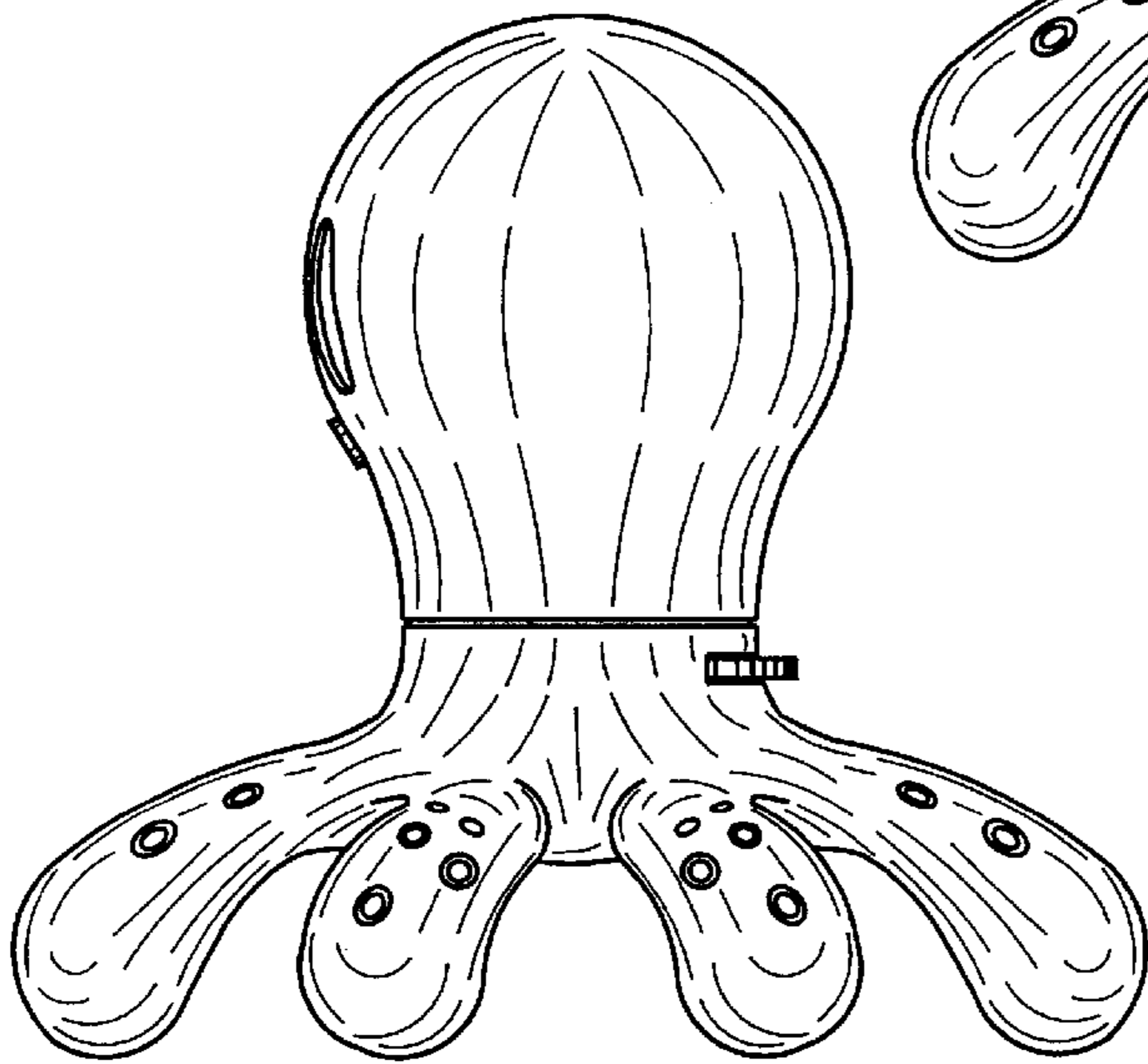


FIG. 3




FIG. 4




FIG. 5