



US00D486234S

(12) **United States Design Patent**  
**Chernyshev et al.**

(10) **Patent No.:** **US D486,234 S**

(45) **Date of Patent:** **\*\* Feb. 3, 2004**

(54) **TRANSCUTANEOUS  
ELECTRONEUROSTIMULATOR**

(75) **Inventors:** **Valery Vladimirovich Chernyshev,**  
**Kamensk-Uralsky (RU); Sergei**  
**Yurievich Ryavkin, Ekaterinburg (RU)**

(73) **Assignee:** **Obschestvo s ogranichennoi**  
**otvetstvennostyu "Regionalny Tsentr**  
**Adaptivno-Retseptornoj Terapii" ,**  
**Ekaterinburg (RU)**

(\*\*) **Term:** **14 Years**

(21) **Appl. No.:** **29/176,374**

(22) **Filed:** **Feb. 20, 2003**

(30) **Foreign Application Priority Data**

Oct. 21, 2002 (RU) ..... 2002501772

(51) **LOC (7) Cl. .... 24-04**

(52) **U.S. Cl. .... D24/200**

(58) **Field of Search** ..... D24/200, 215;  
607/41, 45, 46, 48, 50, 54-56, 58, 66, 72;  
600/544, 546

(56) **References Cited**

**U.S. PATENT DOCUMENTS**

D282,968 S \* 3/1986 Dickhudt ..... D24/200

D399,970 S \* 10/1998 Agarwala et al. .... D24/200

D428,994 S \* 8/2000 Thauer et al. .... D24/200

D442,694 S \* 5/2001 Cheng ..... D24/200

D450,388 S \* 11/2001 Nakanishi et al. .... D24/200

\* cited by examiner

*Primary Examiner*—Stella Reid

(74) *Attorney, Agent, or Firm*—Ladas and Parry

(57) **CLAIM**

We claim the ornamental design for a transcutaneous elec-  
troneurostimulator, as shown.

**DESCRIPTION**

FIG. 1 is a perspective view of a transcutaneous electro-  
neurostimulator showing our new design;

FIG. 2 is a front elevational view of the transcutaneous  
electroneurostimulator;

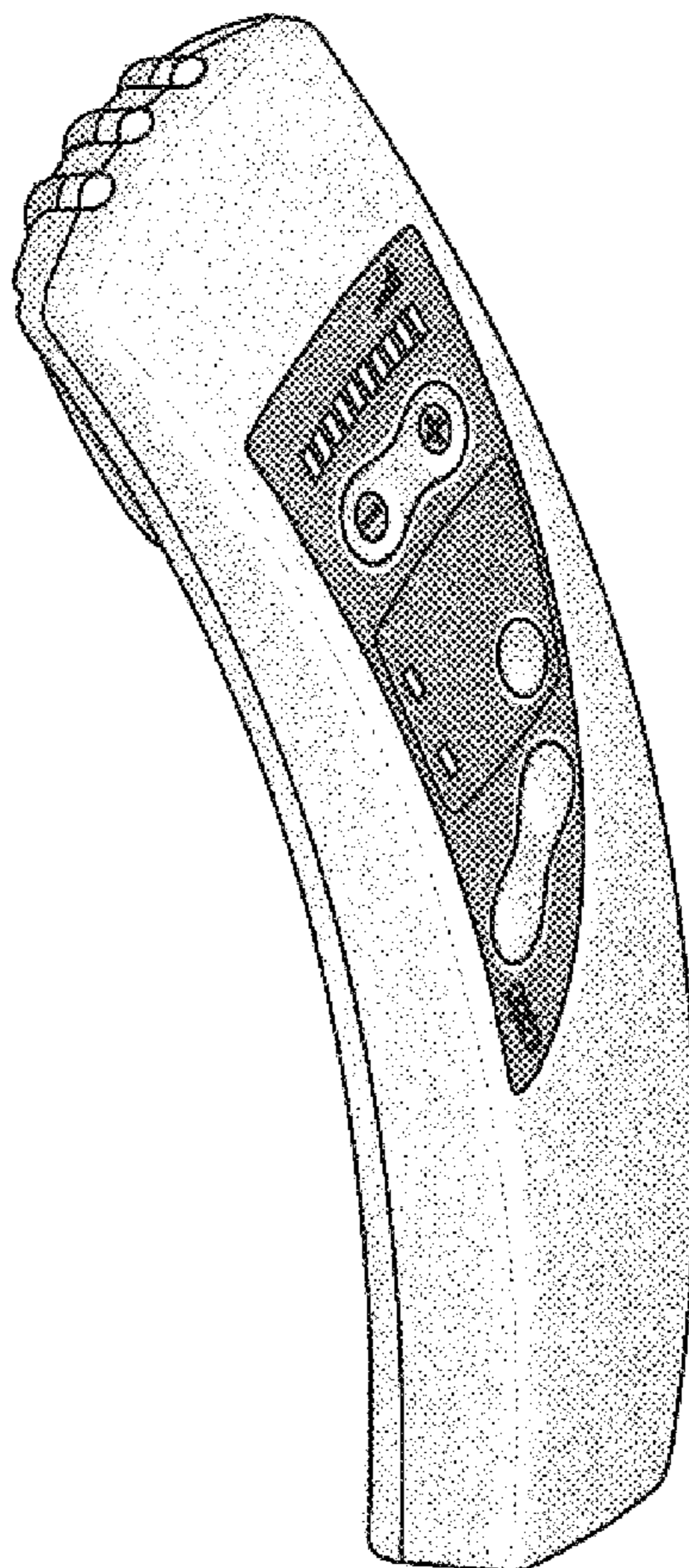
FIG. 3 is a right side elevational view of the transcutaneous  
electroneurostimulator;

FIG. 4 is a rear side elevational view of the transcutaneous  
electroneurostimulator;

FIG. 5 is a top plan view of the transcutaneous electro-  
neurostimulator; and,

FIG. 6 is a bottom plan view of the transcutaneous electro-  
neurostimulator.

**1 Claim, 6 Drawing Sheets**



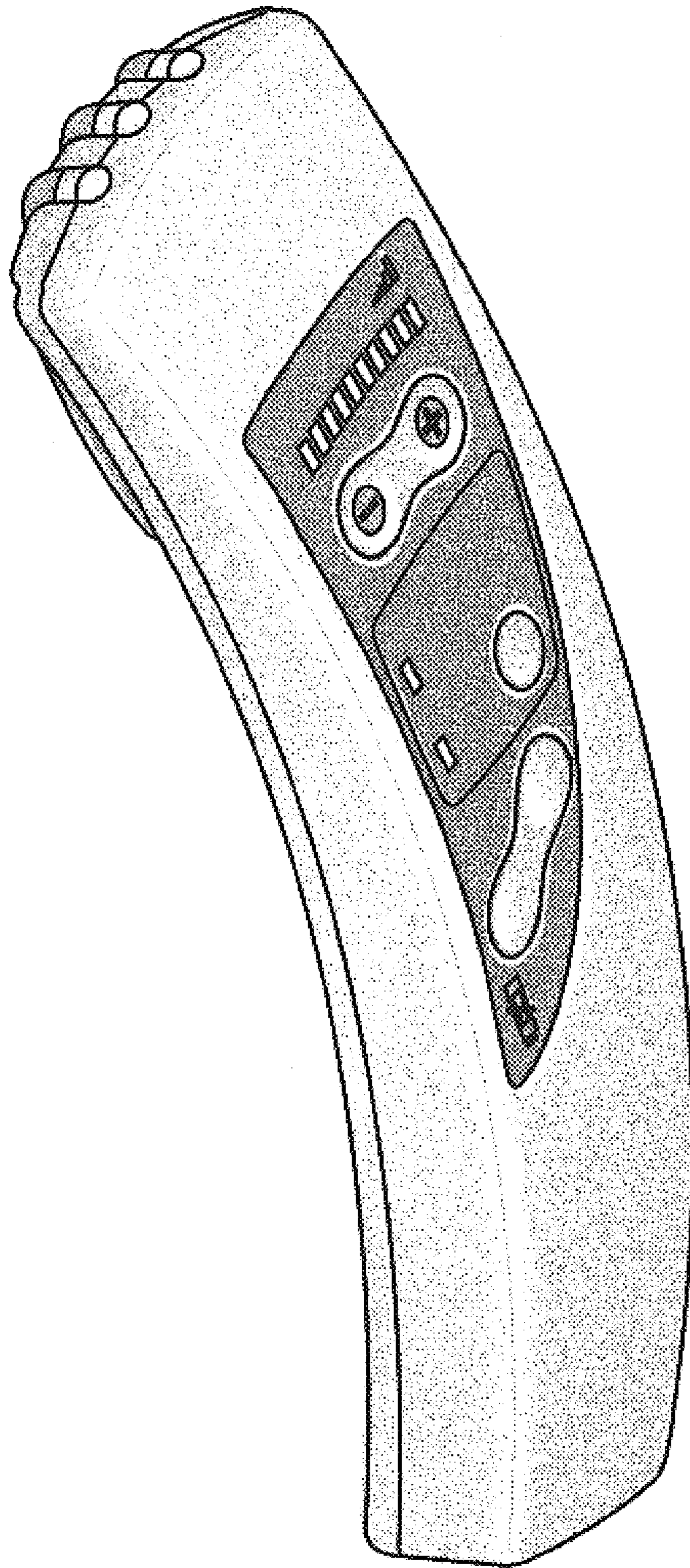


FIG. 1

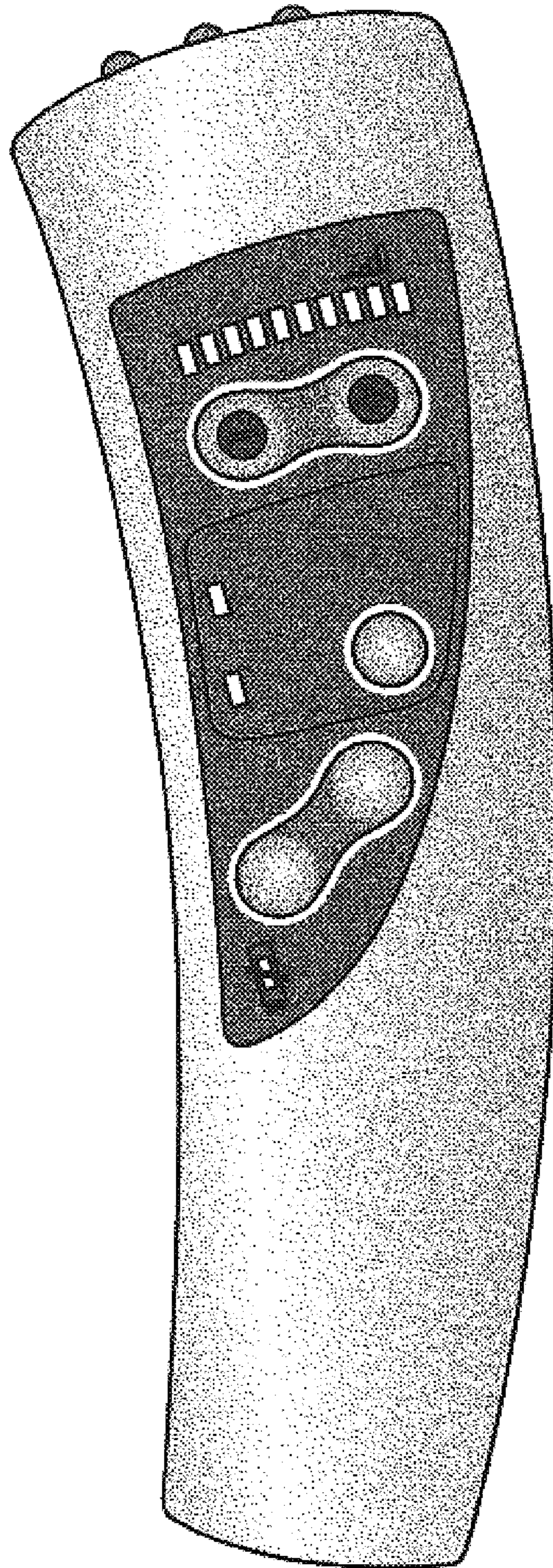


FIG. 2

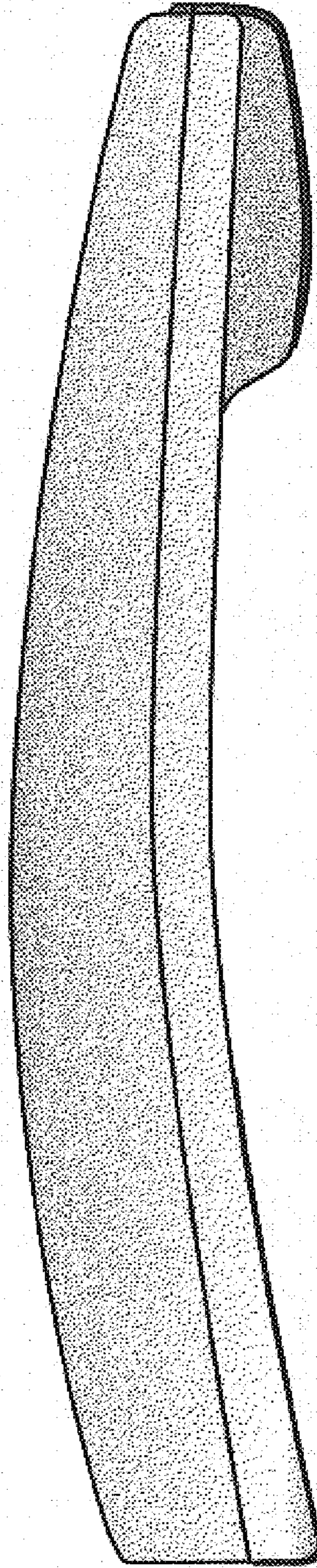


FIG. 3




FIG. 4

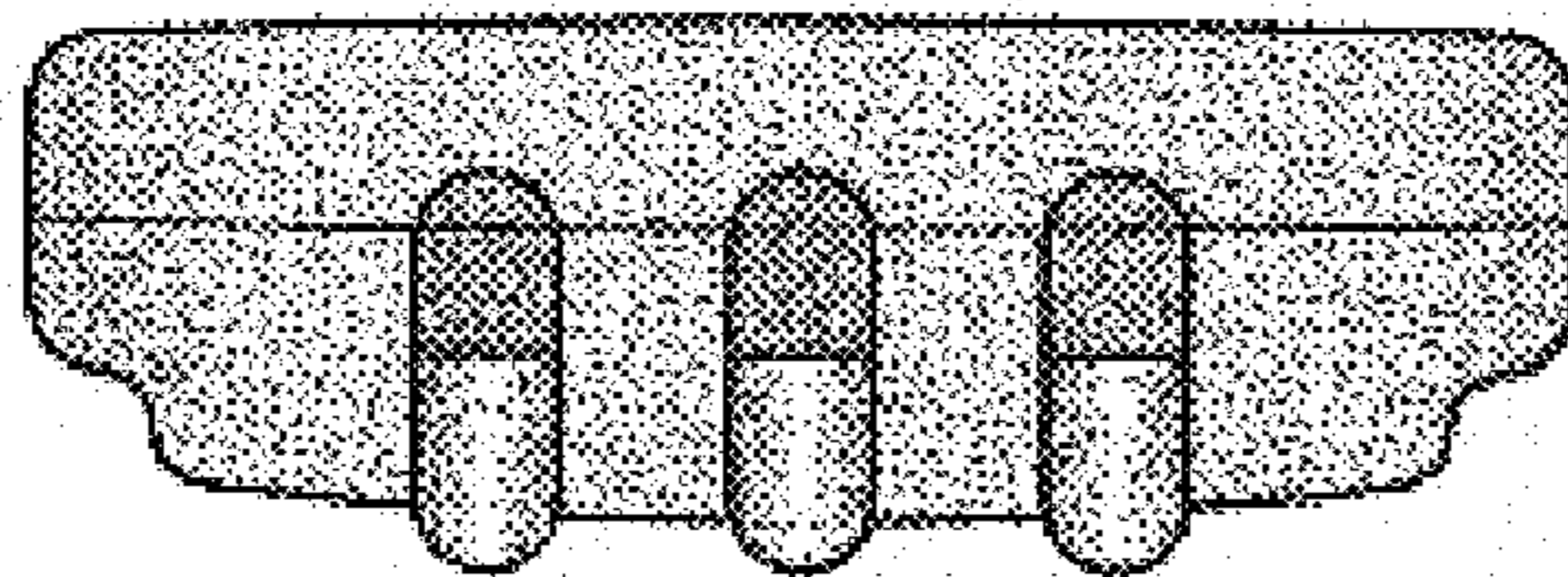


FIG. 5




FIG. 6