



US00D486230S

(12) **United States Design Patent** (10) **Patent No.:** **US D486,230 S**
Swenson et al. (45) **Date of Patent:** **** Feb. 3, 2004**

(54) **DIAPER FASTENER**

FOREIGN PATENT DOCUMENTS

(75) Inventors: **Douglas A. Swenson**, St. Paul, MN (US); **David M. Kielb**, Cottage Grove, MN (US)

EP	0 223 704	5/1987
EP	0 379 850	8/1990
EP	0 570 980 A1	5/1992
EP	0 704 196 A1	4/1996
GB	2 214 057	8/1989
JP	9-285490	11/1997
WO	WO 96/10481	4/1996

(73) Assignee: **3M Innovative Properties Company**, St. Paul, MN (US)

(**) Term: **14 Years**

Primary Examiner—Stella Reid
(74) *Attorney, Agent, or Firm*—Gary L. Griswold; Robert W. Sprague; William J. Bond

(21) Appl. No.: **29/166,744**

(57) **CLAIM**

(22) Filed: **Sep. 3, 2002**

The ornamental design for a diaper fastener, as shown and described.

(51) **LOC (7) Cl.** **24-04**

(52) **U.S. Cl.** **D24/126; D20/22; D24/124**

(58) **Field of Search** D24/126, 124; 604/358, 387, 389, 390, 391; 24/442–452; D9/434, 435; D20/22–27

DESCRIPTION

(56) **References Cited**

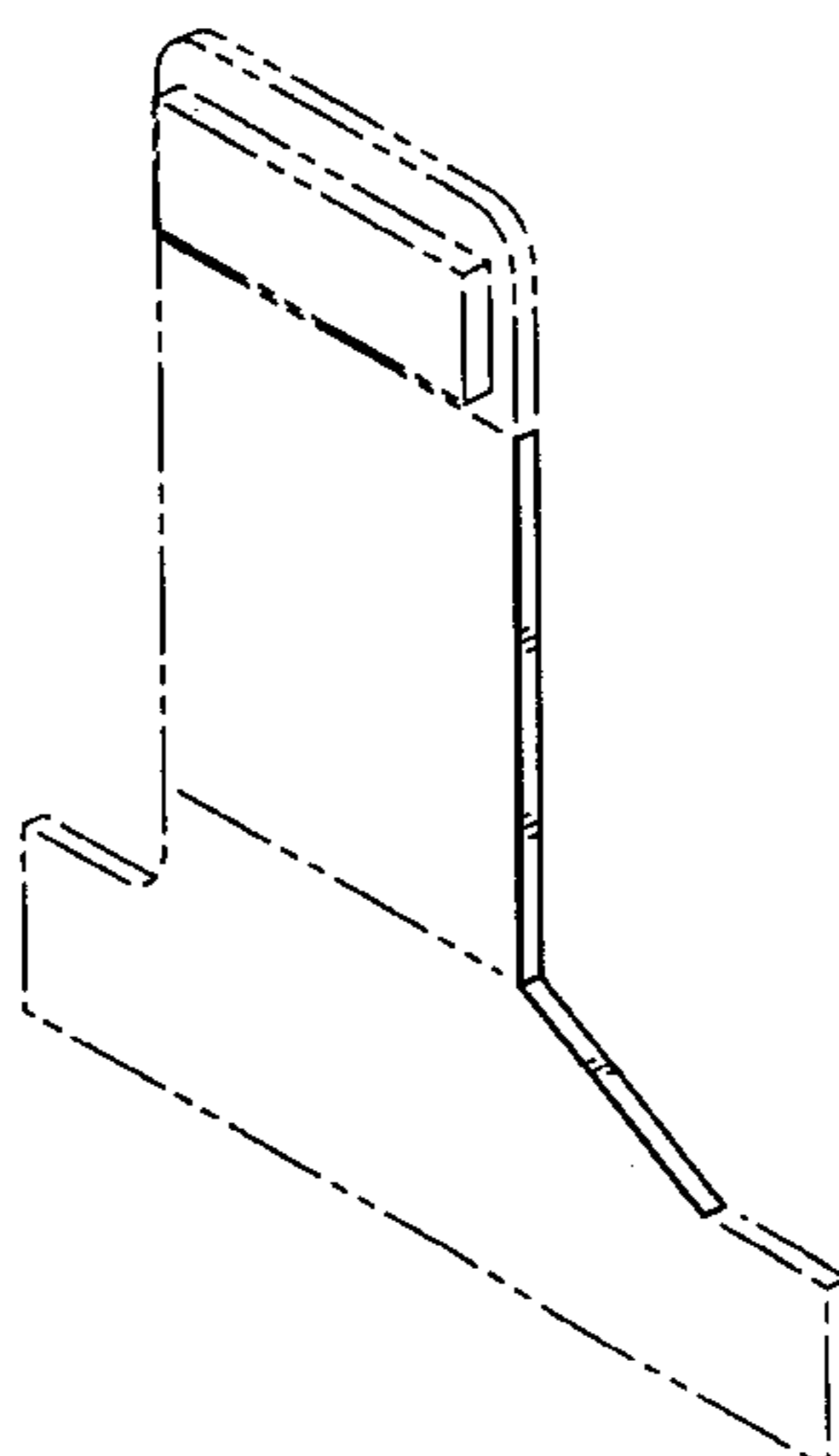
U.S. PATENT DOCUMENTS

3,265,765 A	8/1966	Holden et al.
3,276,944 A	10/1966	Levy
3,338,992 A	8/1967	Kinney
3,341,394 A	9/1967	Kinney
3,502,538 A	3/1970	Petersen
3,502,763 A	3/1970	Hartmann
3,542,615 A	11/1970	Dobo et al.
3,562,356 A	2/1971	Nyberg et al.
3,692,618 A	9/1972	Dorschner et al.
3,700,633 A	10/1972	Wald et al.
3,800,796 A	4/1974	Jacob
4,116,917 A	9/1978	Eckert
4,156,673 A	5/1979	Eckert
4,340,653 A	7/1982	Adams
4,965,122 A	10/1990	Morman
4,981,747 A	1/1991	Morman
5,019,073 A	5/1991	Roessler et al.
5,114,781 A	5/1992	Morman
5,116,662 A	5/1992	Morman
5,226,992 A	7/1993	Morman
5,812,387 A	5/1994	Rossini et al.

FIG. 1 is a perspective view of a first embodiment of a diaper fastener, showing our new design; FIG. 2 is a front view thereof; FIG. 3 is a rear view thereof; FIG. 4 is a left view thereof; FIG. 5 is a right view thereof; FIG. 6 is a bottom view thereof; FIG. 7 is a top view thereof; FIG. 8 is a perspective view of a second embodiment of the diaper fastener, showing our new design; FIG. 9 is a front view thereof; FIG. 10 is a rear view thereof; FIG. 11 is left view thereof; FIG. 12 is a right view thereof; FIG. 13 is a bottom view thereof; FIG. 14 is a top view thereof; FIG. 15 is a perspective view of a third embodiment of the diaper fastener, showing our new design; FIG. 16 is a front view thereof; FIG. 17 is a rear view thereof; FIG. 18 is a left view thereof; FIG. 19 is a right view thereof; FIG. 20 is a bottom view thereof; and, FIG. 21 is a top view thereof. The broken line showing is for illustrative purposes only and forms no part of the claimed design.

(List continued on next page.)

1 Claim, 3 Drawing Sheets



US D486,230 S

Page 2

U.S. PATENT DOCUMENTS

5,368,584 A	11/1994	Clear et al.			
5,399,219 A	3/1995	Roessler et al.			
5,496,298 A	3/1996	Kuepper et al.			
D368,775 S	* 4/1996	Gobran	D24/126		
5,527,302 A	6/1996	Endres et al.			
D372,532 S	* 8/1996	Rossini et al.	D24/126		
D377,979 S	* 2/1997	Plaschko et al.	D24/126		
5,603,708 A	2/1997	Seth			
D384,151 S	9/1997	Raufman			
D384,152 S	9/1997	Raufman			
5,685,873 A	11/1997	Bruemmer			
5,759,317 A	6/1998	Justmann			
D403,400 S	12/1998	Bernard et al.			
D403,402 S	12/1998	Dreier et al.			
5,899,896 A	5/1999	Suprise et al.			
D422,078 S	3/2000	Vukos et al.			
D427,677 S	7/2000	Bruemmer-Prestley			
D428,143 S	7/2000	Schmoker et al.			
D428,144 S	7/2000	Bruemmer-Prestley et al.			
D428,145 S	7/2000	Bruemmer-Prestley et al.			
D435,103 S	12/2000	Schmoker et al.			
D448,079 S	9/2001	Bruemmer-Prestley et al.			
D456,508 S	4/2002	Schroeder et al.			
D457,951 S	6/2002	Abney et al.			
6,484,371 B1	* 11/2002	Romanko et al.	24/306		
2003/0109844 A1	6/2003	Gibbs			

* cited by examiner

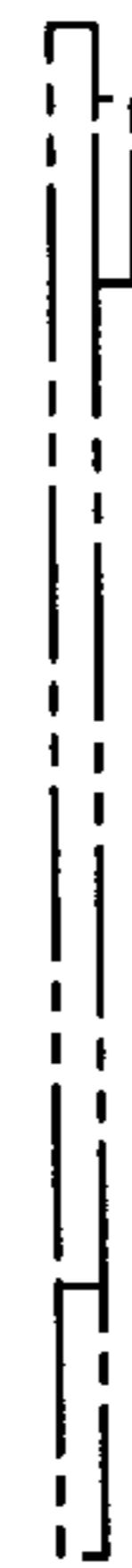
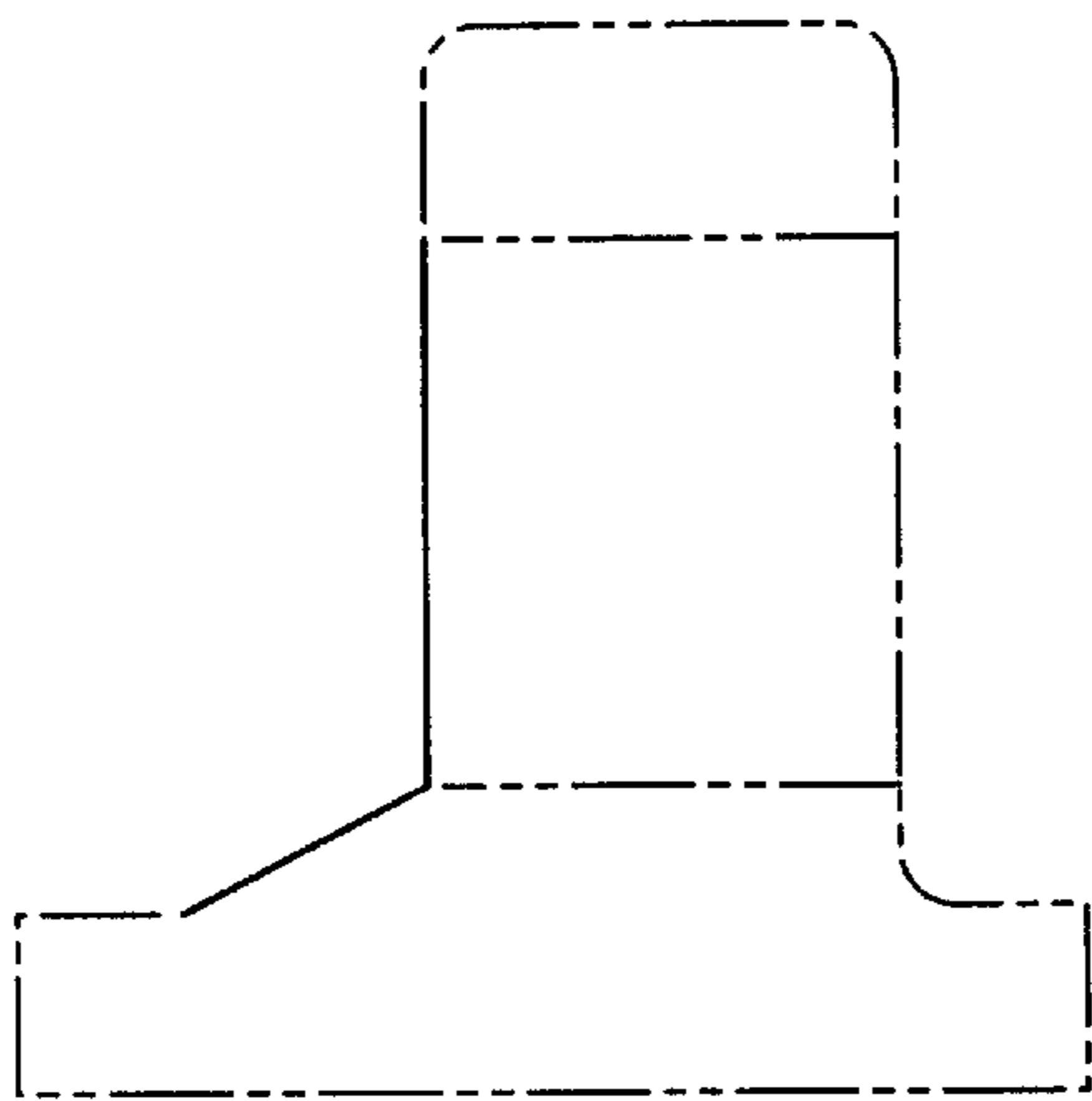
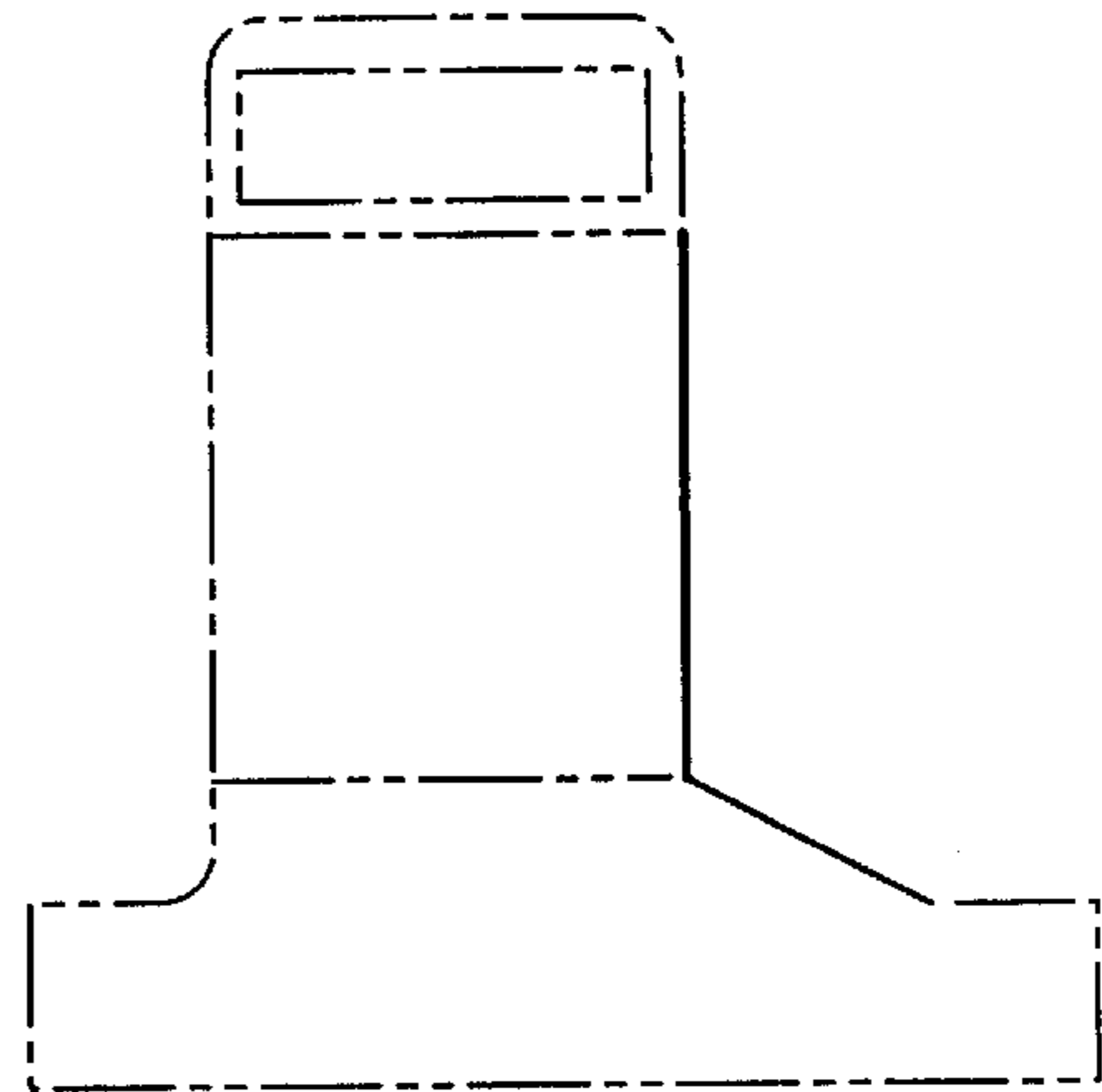
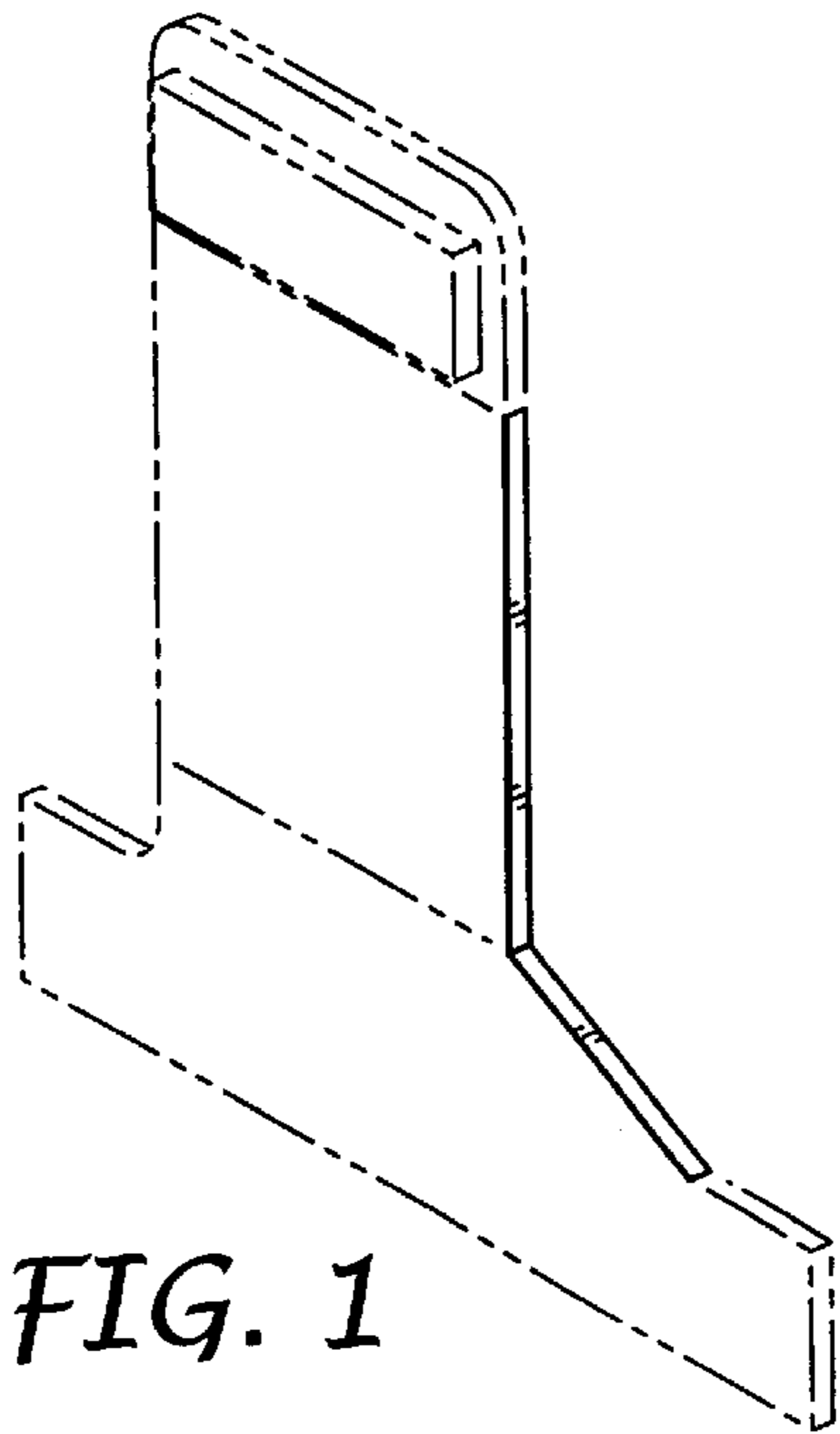


FIG. 4

FIG. 5

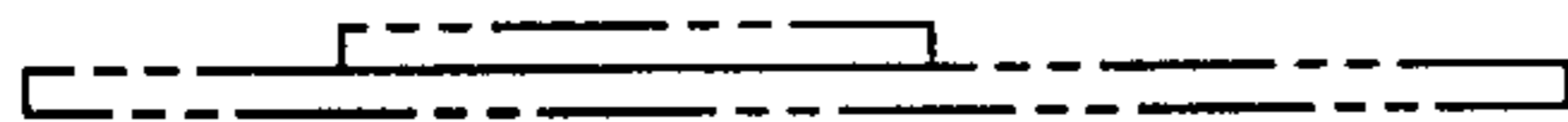


FIG. 6

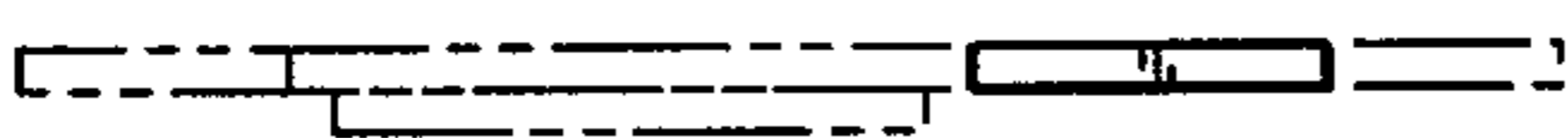


FIG. 7

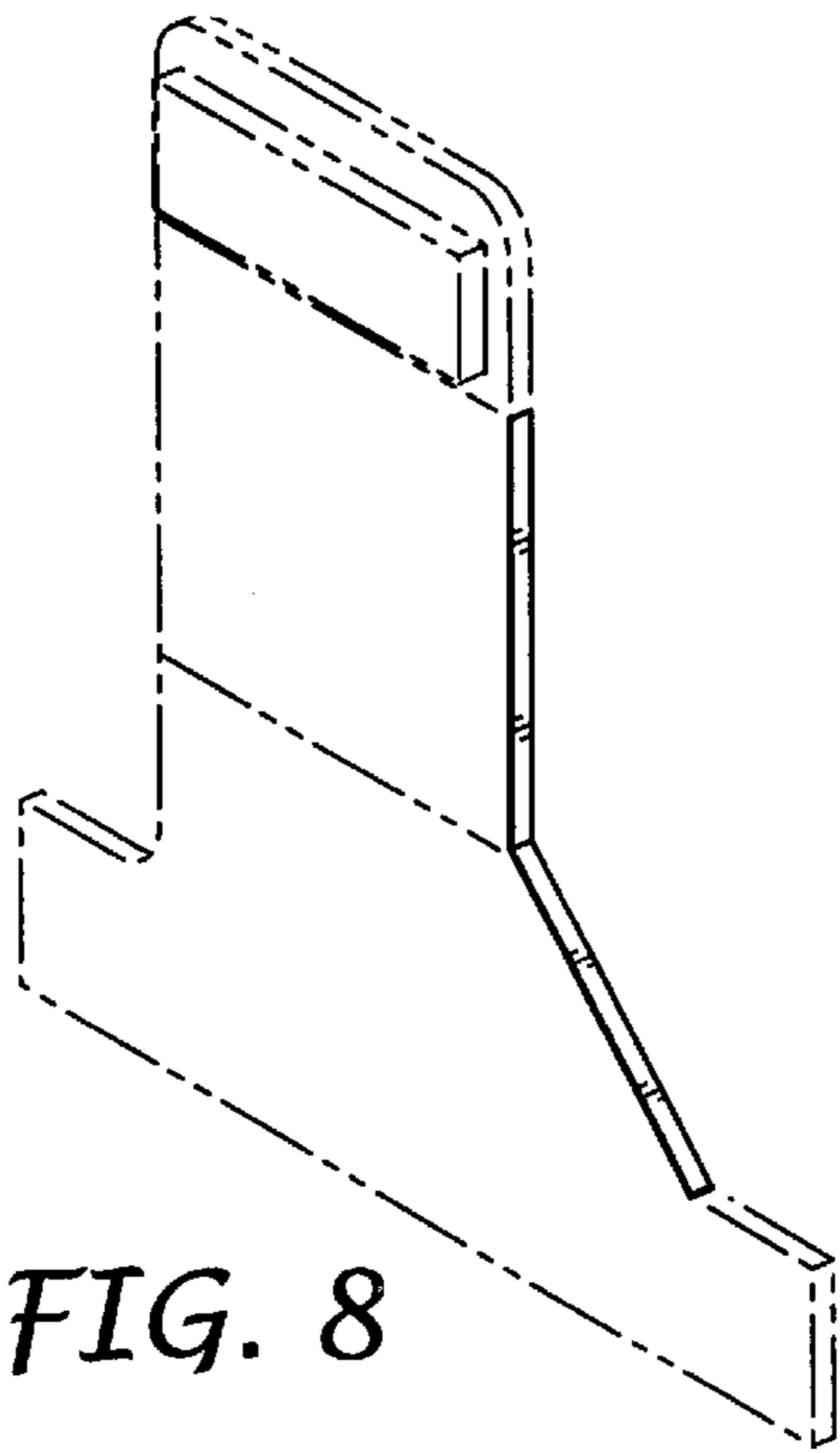


FIG. 8

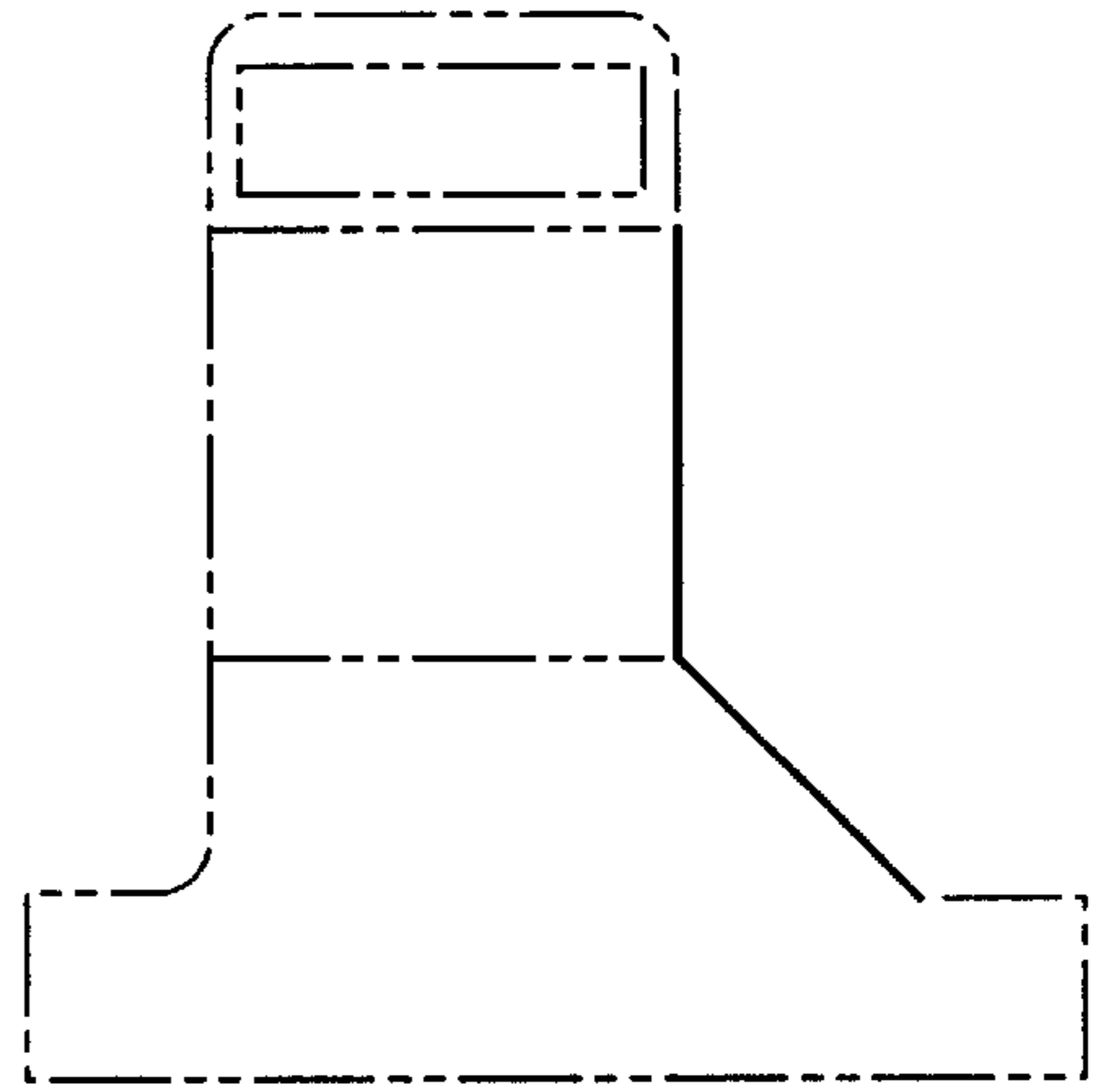


FIG. 9

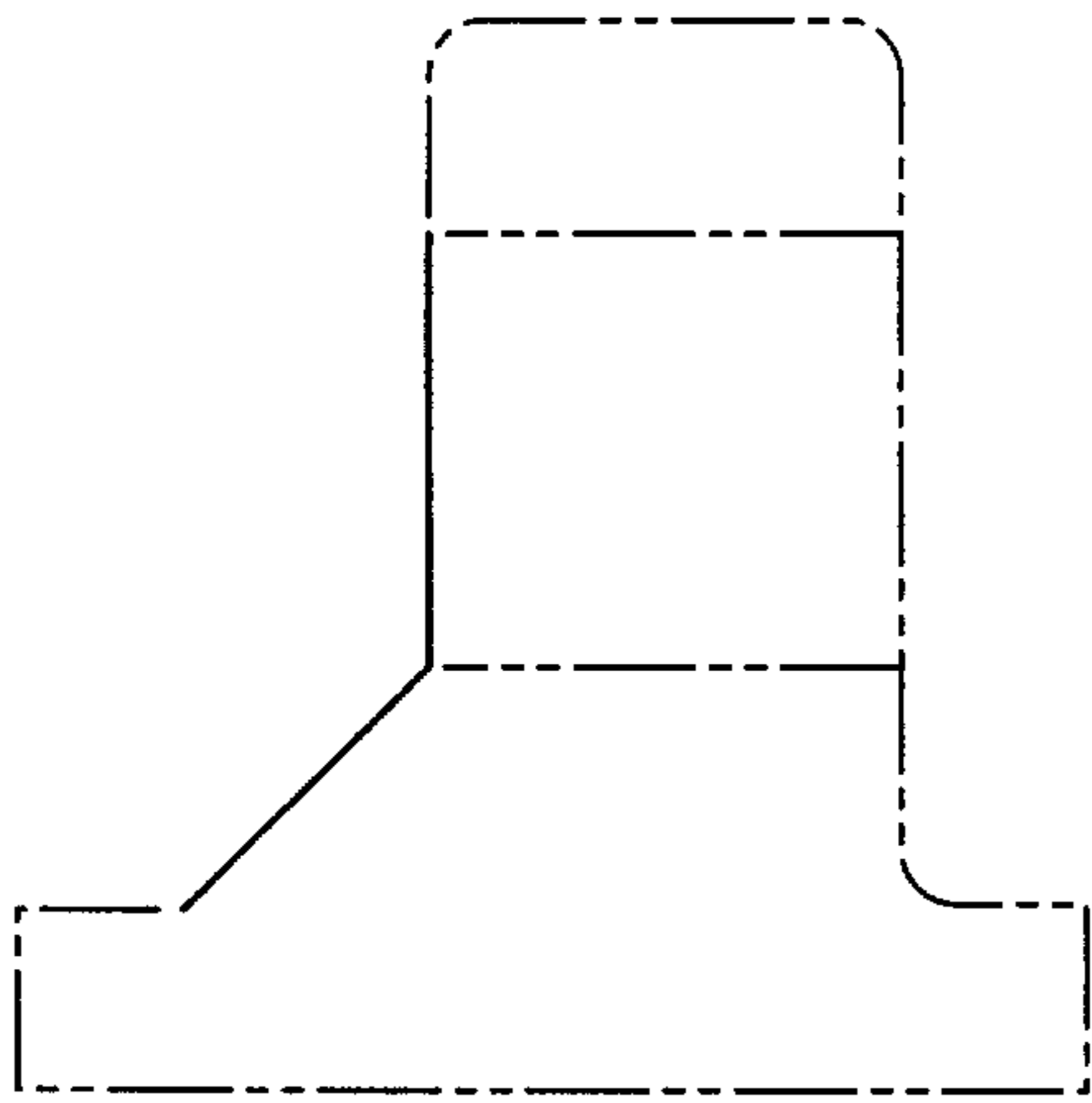


FIG. 10

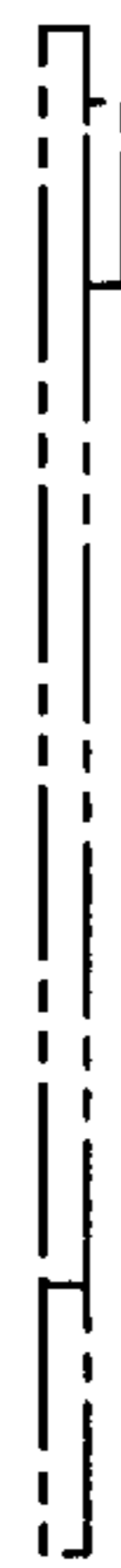


FIG. 11



FIG. 12

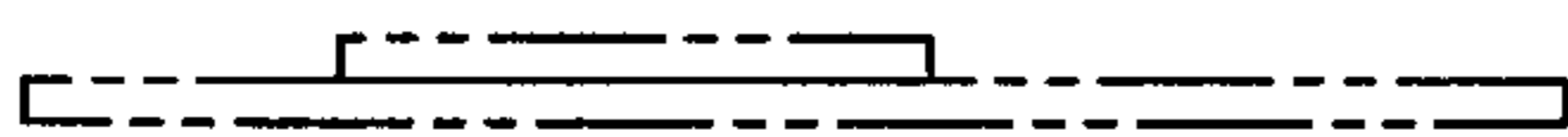


FIG. 13

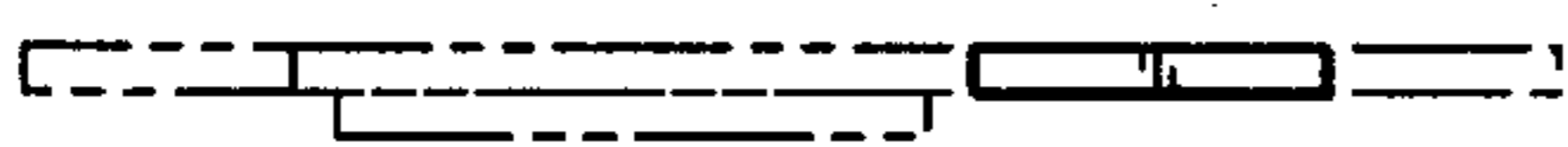


FIG. 14

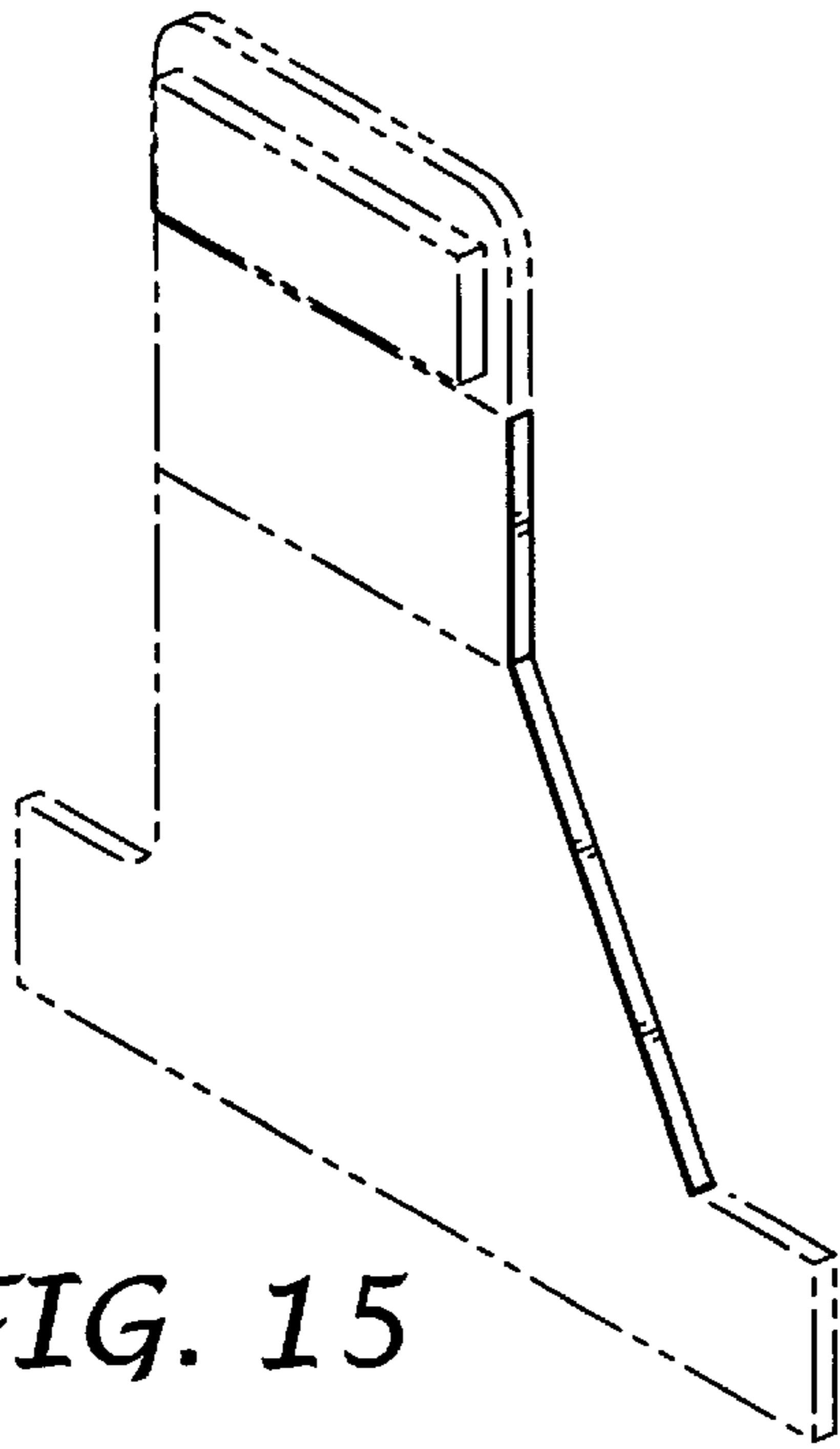


FIG. 15

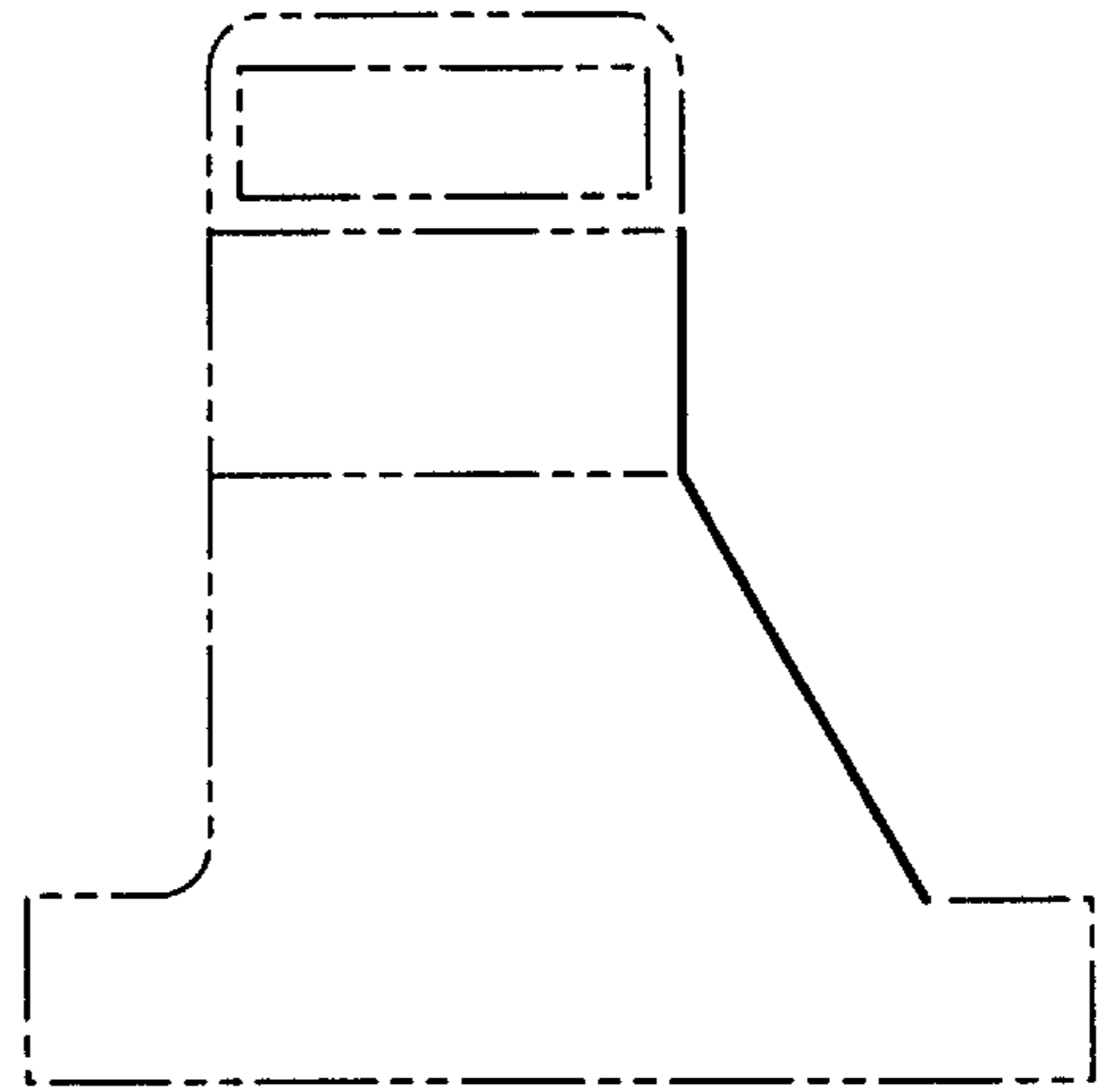


FIG. 16

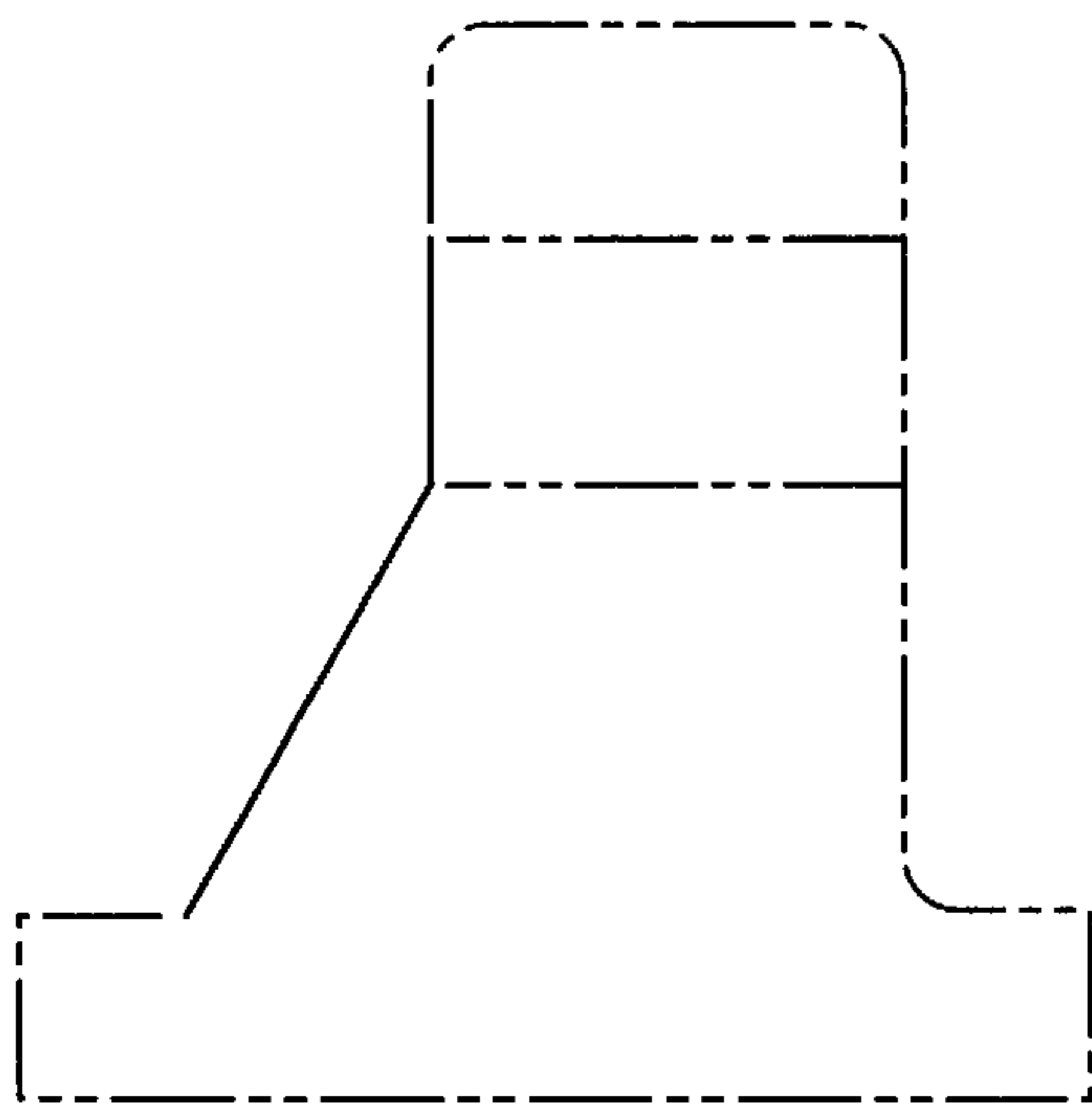


FIG. 17

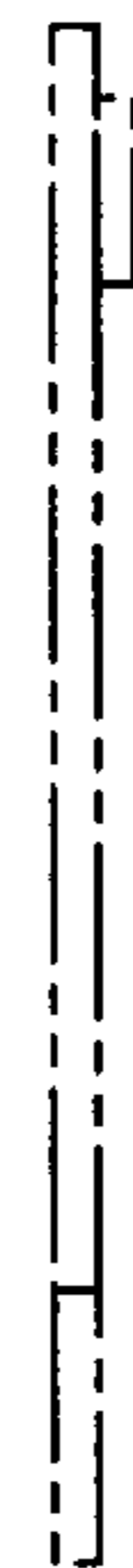


FIG. 18



FIG. 19

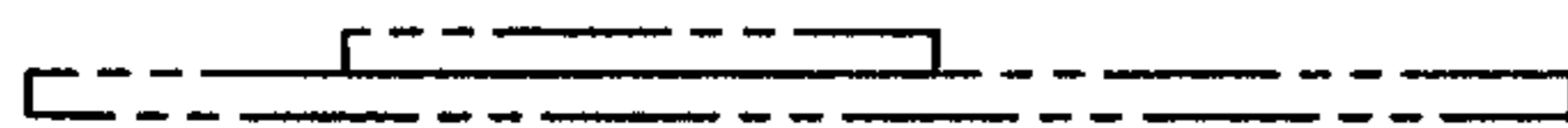


FIG. 20



FIG. 21