



US00D486205S

(12) **United States Design Patent**  
**Petschek**

(10) **Patent No.:** **US D486,205 S**

(45) **Date of Patent:** **\*\* Feb. 3, 2004**

(54) **INSULATED COVER FOR SPRINKLER  
BACKFLOW ASSEMBLY/VALVES**

6,206,030 B1 \* 3/2001 Barthuly ..... 137/341  
6,244,290 B1 \* 6/2001 Reicin et al. .... 137/312  
6,311,720 B1 \* 11/2001 Griffin et al. .... 137/341

(75) **Inventor:** **Eric Bradley Petschek**, Fort Collins,  
CO (US)

\* cited by examiner

(73) **Assignee:** **Tepsin's, LLC.**, Windsor, CO (US)

*Primary Examiner*—Nelson C. Holtje

(74) *Attorney, Agent, or Firm*—Ancel W. Lewis, Jr.

(\*\*) **Term:** **14 Years**

(57) **CLAIM**

(21) **Appl. No.:** **29/162,743**

The ornamental design for an insulated cover for sprinkler backflow assembly/valves, as shown and described.

(22) **Filed:** **Jun. 20, 2002**

(51) **LOC (7) Cl.** ..... **23-01**

(52) **U.S. Cl.** ..... **D23/249**

(58) **Field of Search** ..... D23/249; 239/397.5;  
D9/305; 137/341, 375, 382, 312

**DESCRIPTION**

(56) **References Cited**

**U.S. PATENT DOCUMENTS**

4,112,967	A	*	9/1978	Withem	.....	137/375
4,207,918	A	*	6/1980	Burns et al.	.....	137/375
D270,811	S	*	10/1983	Skovgaard	.....	D9/305
4,556,082	A	*	12/1985	Riley et al.	.....	137/375
4,890,638	A	*	1/1990	Davenport	.....	137/382
D349,754	S	*	8/1994	Pawar et al.	.....	D23/249
5,878,776	A	*	3/1999	Love	.....	137/375
D420,899	S	*	2/2000	Jubar	.....	D9/305

FIG. 1 is a right side elevation view of an insulated cover for sprinkler valves particularly suited for back flow valves showing my new design, the left side elevation view being a mirror image of that shown;

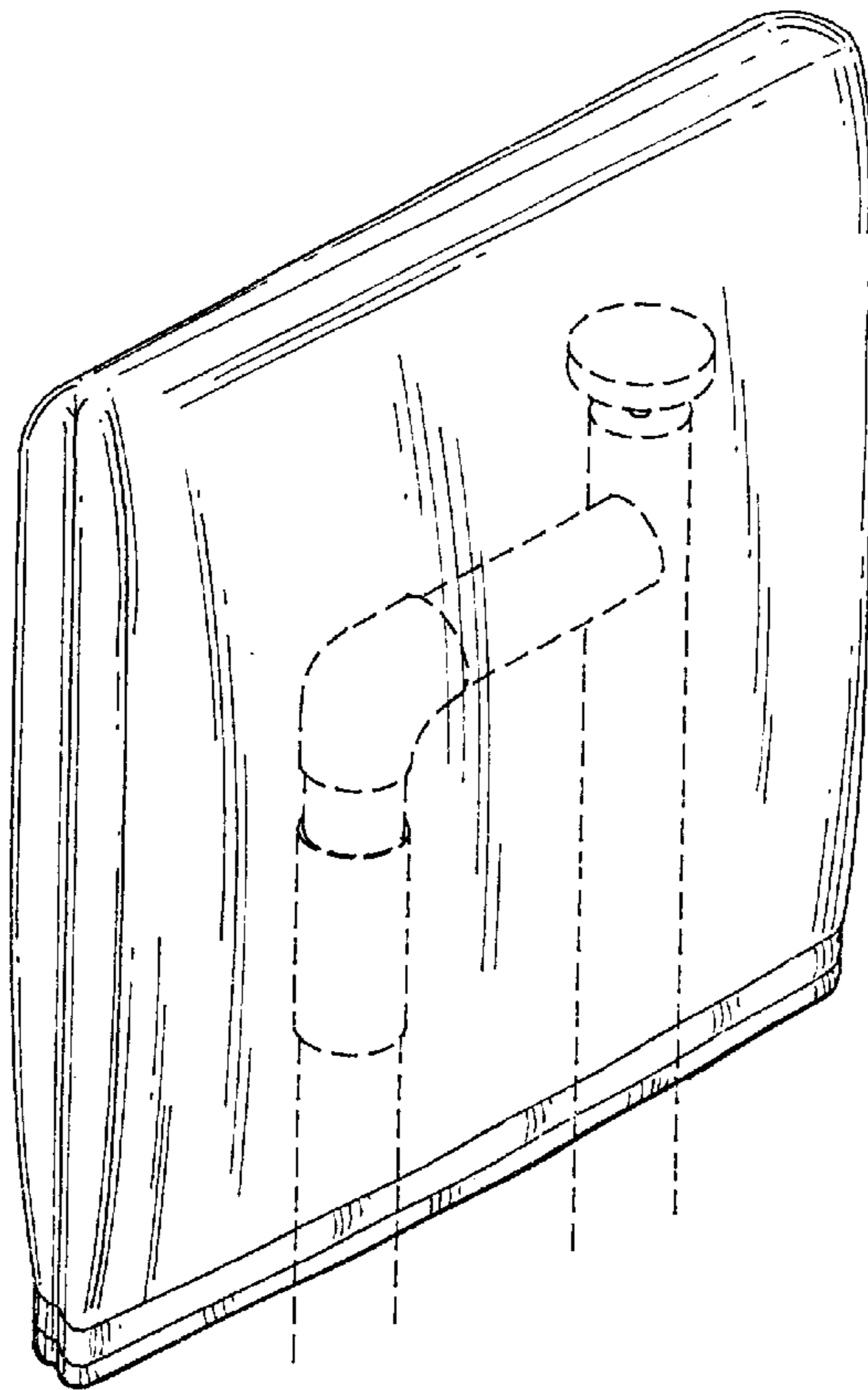
FIG. 2 is a top plan view thereof;

FIG. 3 is a bottom plan view thereof;

FIG. 4 is a left end elevation view thereof, the right end elevation view being a mirror image of that shown; and,

FIG. 5 is a top left end perspective view thereof, the broken line disclosure being a sprinkler backflow assembly for illustrative purposes only and forming no part of the claimed invention.

**1 Claim, 1 Drawing Sheet**



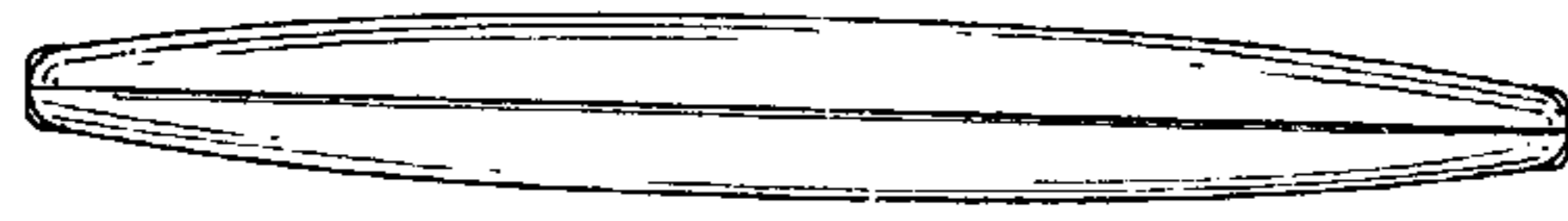


FIG. 2




FIG. 4




FIG. 1




FIG. 3

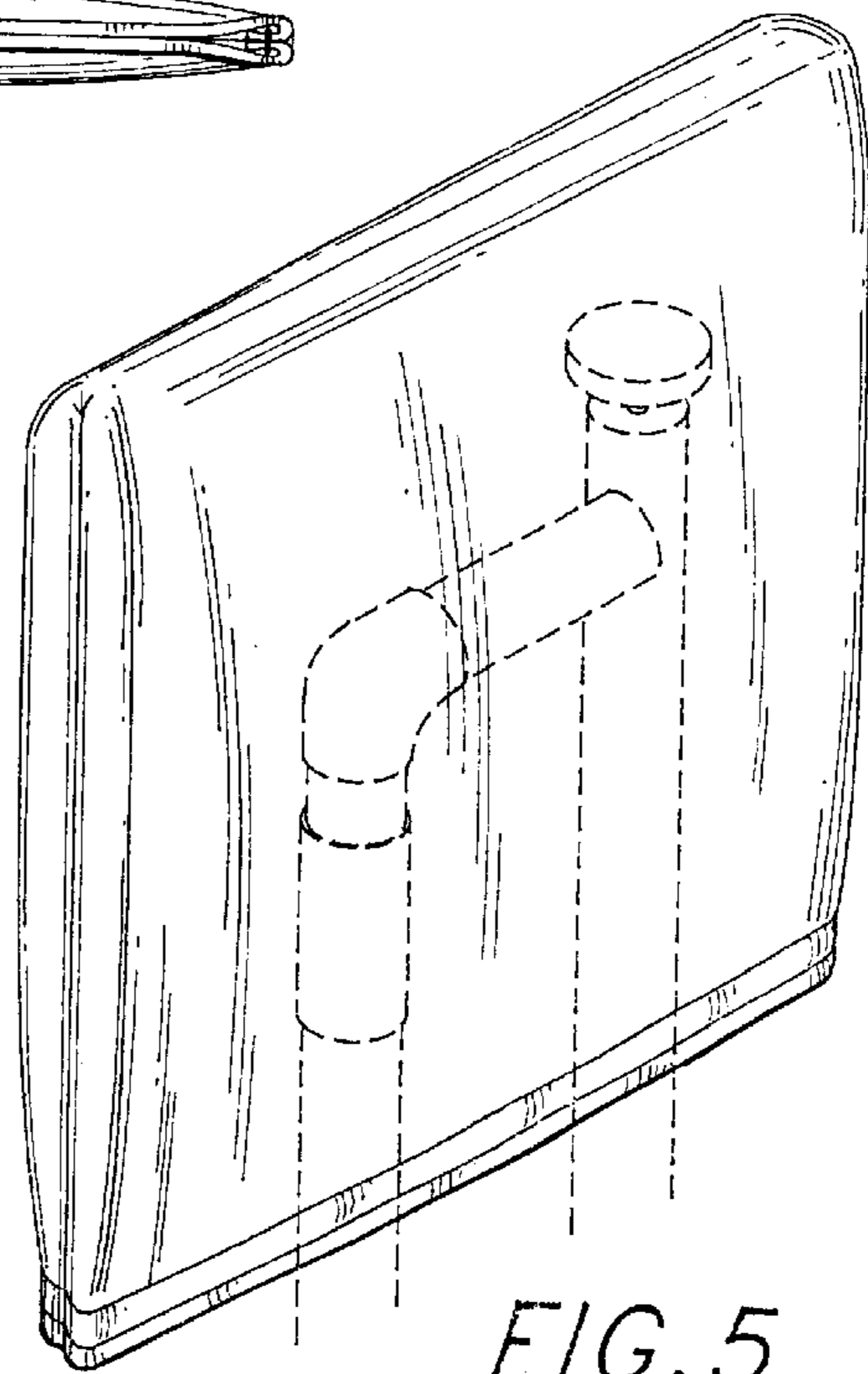


FIG. 5