



US00D486198S

(12) **United States Design Patent**
Rohan-Weaver

(10) **Patent No.:** **US D486,198 S**

(45) **Date of Patent:** **** Feb. 3, 2004**

(54) **GOLF SWING PLANE TRAINER**

(76) Inventor: **John W. Rohan-Weaver**, 13329
Mountain View Rd., Clermont, FL (US)
34711

(**) Term: **14 Years**

(21) Appl. No.: **29/176,699**

(22) Filed: **Feb. 27, 2003**

(51) **LOC (7) Cl.** **21-02**

(52) **U.S. Cl.** **D21/791**

(58) **Field of Search** D21/789, 791,
D21/725, 722; 473/564-568, 219, 223,
226, 257-264

(56) **References Cited**

U.S. PATENT DOCUMENTS

5,215,306 A * 6/1993 Cayce D15/69
5,529,306 A * 6/1996 Staats et al. D15/69

D404,097 S * 1/1999 Tyner D15/70
D417,479 S * 12/1999 Mechals, Jr. D21/527
D426,607 S * 6/2000 Wurster D15/70
D457,929 S * 5/2002 Ciesar et al. D15/70

* cited by examiner

Primary Examiner—Mitchell Siegel

(74) *Attorney, Agent, or Firm*—Julian C. Renfro, Esq.

(57) **CLAIM**

The ornamental design for the golf swing plane trainer, as shown and described.

DESCRIPTION

FIG. 1 is a plan view of my golf swing plane trainer; FIG. 2 is a perspective view illustrating the appearance of the bottom end of my golf swing plane trainer; and, FIG. 3 is a perspective view illustrating the appearance of the top end of my golf swing plane trainer.

1 Claim, 1 Drawing Sheet



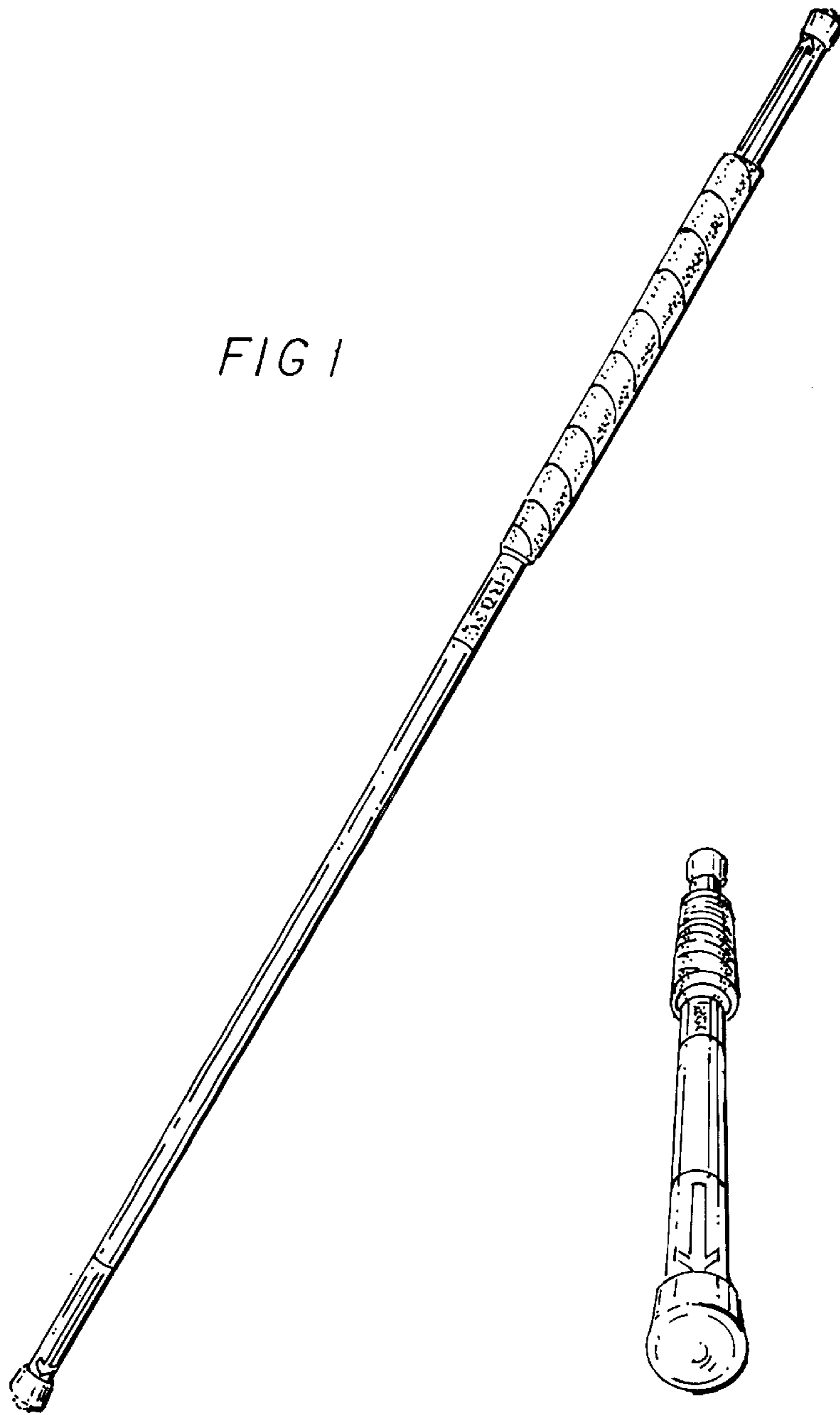


FIG 1

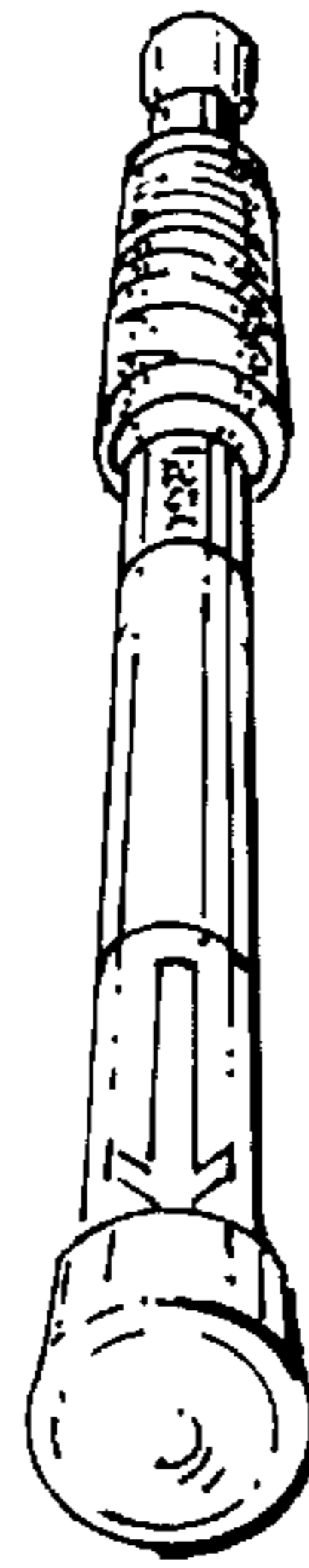


FIG 2

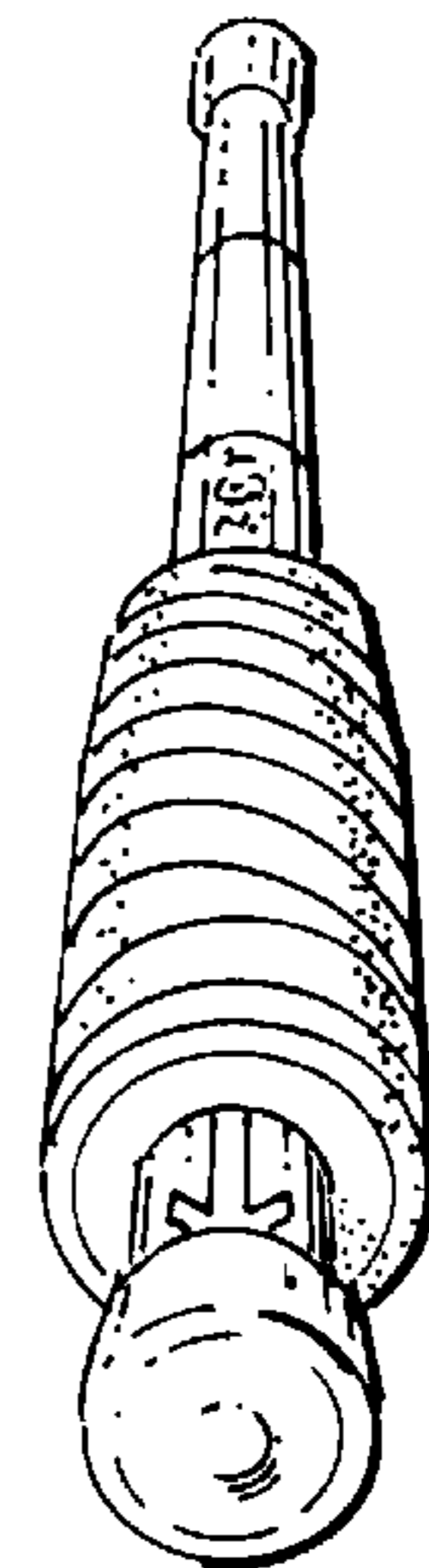


FIG 3