



US00D486182S

(12) **United States Design Patent**
Sener et al.

(10) **Patent No.:** **US D486,182 S**

(45) **Date of Patent:** **** Feb. 3, 2004**

(54) **GRIP FOR A WRITING INSTRUMENT**

(75) Inventors: **James Sener**, Glastonbury, CT (US);
David L. Mathieu, South Glastonbury,
CT (US)

(73) Assignee: **Pentel of America, Ltd.**, Torrance, CA
(US)

(**) Term: **14 Years**

(21) Appl. No.: **29/179,684**

(22) Filed: **Apr. 14, 2003**

(51) **LOC (7) Cl.** **19-06**

(52) **U.S. Cl.** **D19/55; D19/50; D19/47**

(58) **Field of Search** D19/35, 36, 41-51,
D19/53-58, 81-85; 401/6, 7, 88, 99-101,
103-106, 107-110, 111-117, 209

(56) **References Cited**

U.S. PATENT DOCUMENTS

- 4,035,089 A * 7/1977 Schwartz et al. 401/6
- 5,000,599 A * 3/1991 McCall et al. 401/6
- D363,084 S * 10/1995 Hollington D19/51
- 6,036,385 A * 3/2000 Bistrack 401/6
- D433,446 S * 11/2000 Rosenbaum D19/51
- 6,146,038 A * 11/2000 Mittersinker et al. 401/6
- D436,996 S * 1/2001 Izushima D19/47

- D441,018 S * 4/2001 Droege D19/51
- D448,805 S * 10/2001 Willat et al. D19/55
- D456,448 S * 4/2002 Chiu D19/54
- 6,447,190 B1 * 9/2002 Kwitek 401/6

* cited by examiner

Primary Examiner—Martie K. Holtje

(74) *Attorney, Agent, or Firm*—Adams & Wilks

(57) **CLAIM**

The ornamental design for a grip for a writing instrument, as shown and described.

DESCRIPTION

FIG. 1 is a front, right perspective view of a grip for a writing instrument showing our new design;

FIG. 2 is a front, right perspective view thereof with the grip in a twisted state;

FIG. 3 is a front elevational view of FIG. 1;

FIG. 4 is a rear elevational view of FIG. 1;

FIG. 5 is a right side elevational view of FIG. 1;

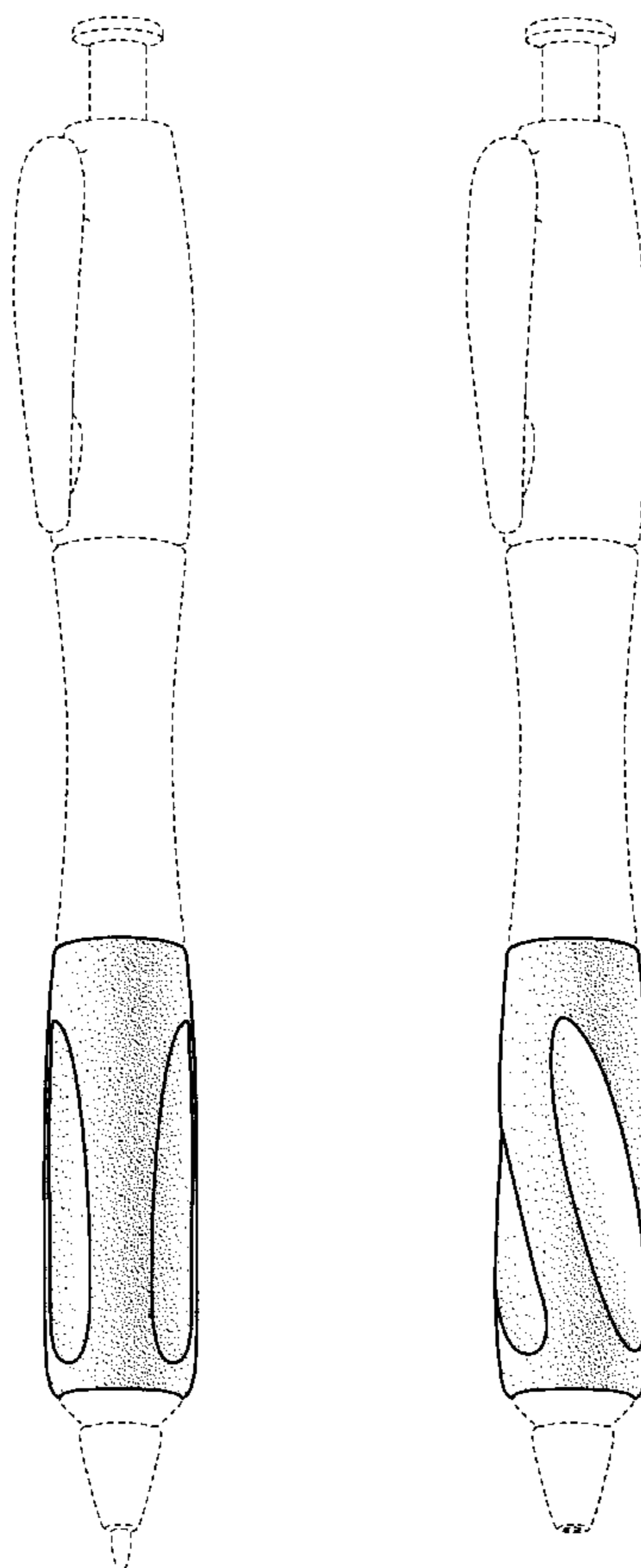
FIG. 6 is a left side elevational view of FIG. 1;

FIG. 7 is a top plan view of FIG. 1; and,

FIG. 8 is a bottom plan view of FIG. 1.

The broken line showing of a writing instrument in FIGS. 1-8 is environmental only and forms no part of the claimed design.

1 Claim, 4 Drawing Sheets



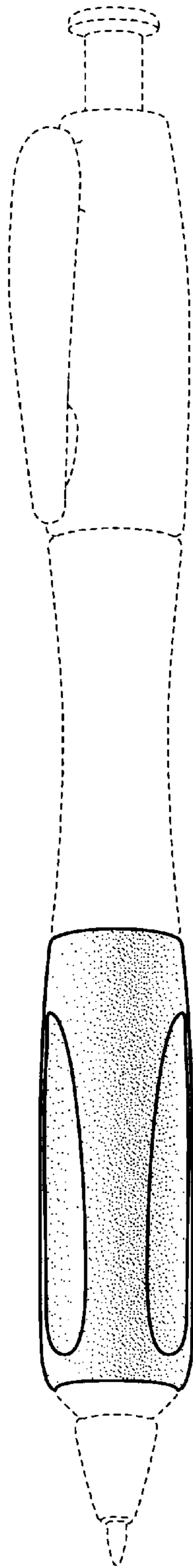


FIG. 1

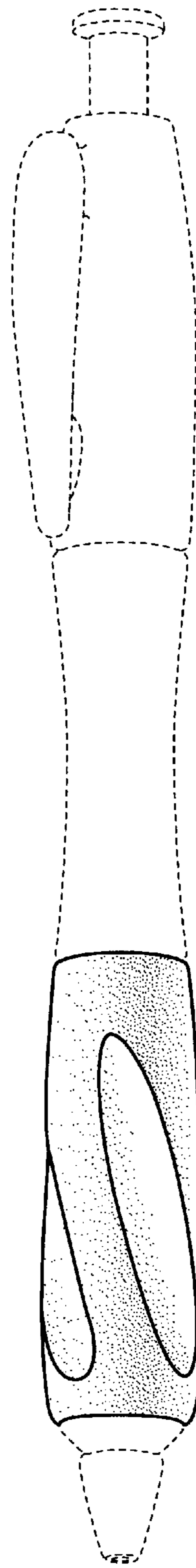


FIG. 2




FIG. 3



FIG. 4




FIG. 5

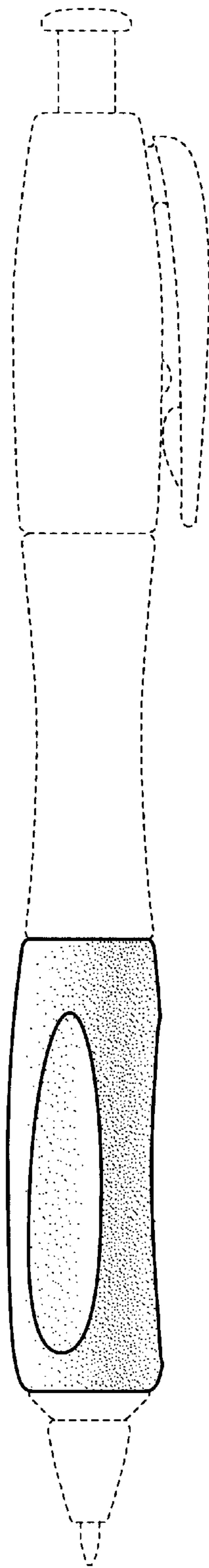


FIG. 6

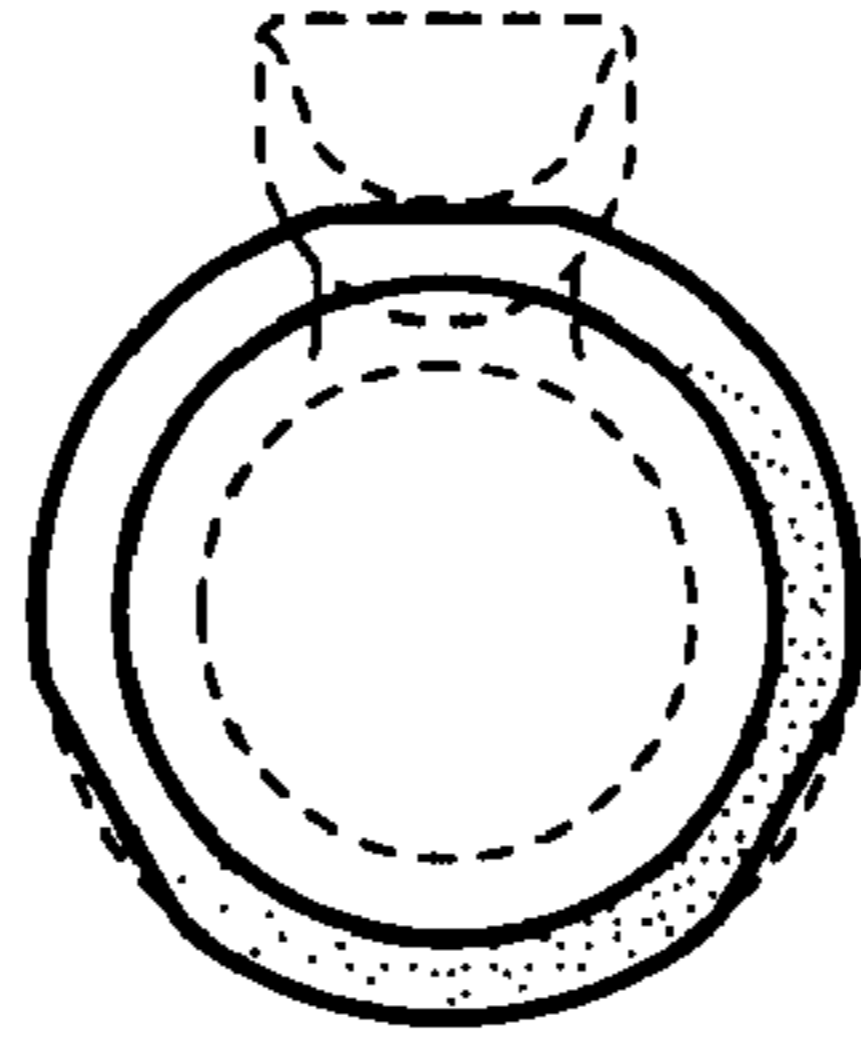


FIG. 7

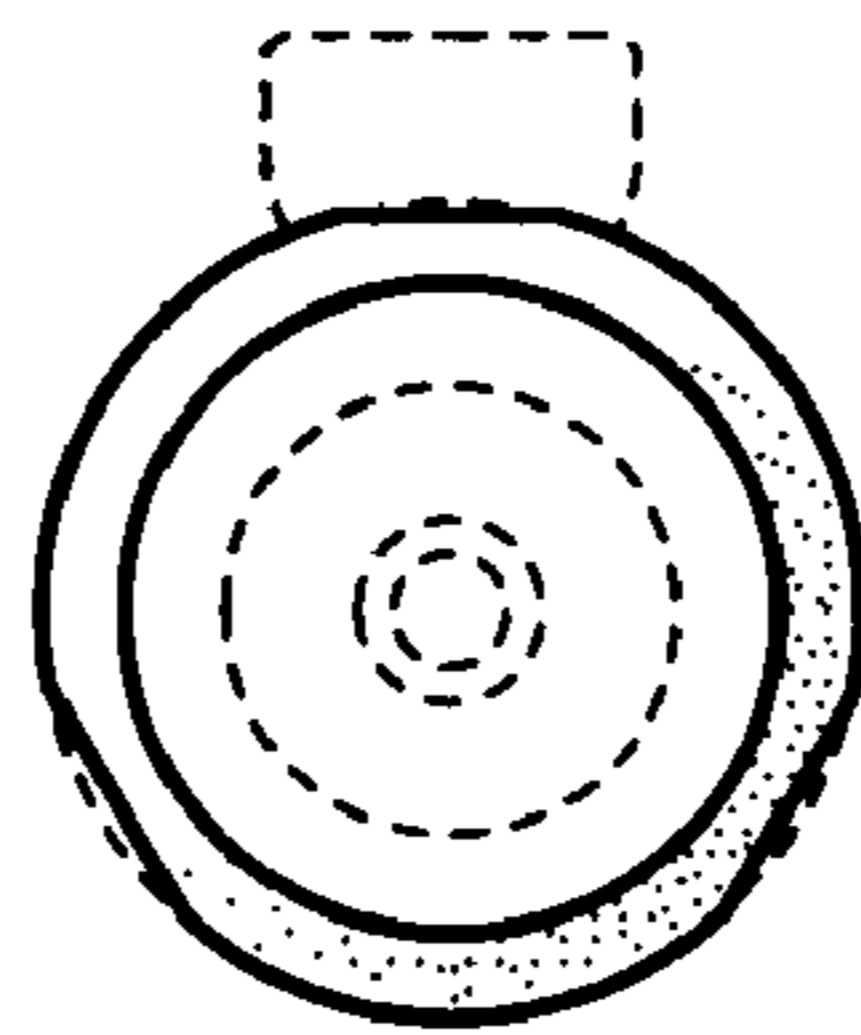


FIG. 8