



US00D486149S

(12) **United States Design Patent**  
**Kawami et al.**

(10) **Patent No.:** **US D486,149 S**

(45) **Date of Patent:** **\*\* Feb. 3, 2004**

(54) **PERSONAL COMPUTER**

(75) Inventors: **Mitsuhiko Kawami**, Tokyo (JP);  
**Michael J. David**, Komae (JP)

(73) Assignee: **Fujitsu Limited**, Kawasaki (JP)

(\*\*) Term: **14 Years**

(21) Appl. No.: **29/172,274**

(22) Filed: **Dec. 10, 2002**

(30) **Foreign Application Priority Data**

Jun. 12, 2002 (JP) ..... 2002-015805

(51) **LOC (7) Cl.** ..... **14-02**

(52) **U.S. Cl.** ..... **D14/341**

(58) **Field of Search** ..... D14/341-345,  
D14/125-129; 345/104, 156, 168, 173,  
901-905, 87; 348/180, 184, 325, 739; 349/1,  
2, 11, 62; D19/59, 60; 178/18.03

(56) **References Cited**

**U.S. PATENT DOCUMENTS**

D392,259 S \* 3/1998 Simmon ..... D14/341

D410,443 S \* 6/1999 Matsumoto ..... D14/341  
D448,764 S \* 10/2001 Marsalka et al. .... D14/345  
D451,505 S \* 12/2001 Iseki et al. .... D14/341

\* cited by examiner

*Primary Examiner*—Freda Nunn

(74) *Attorney, Agent, or Firm*—Staas & Halsey LLP

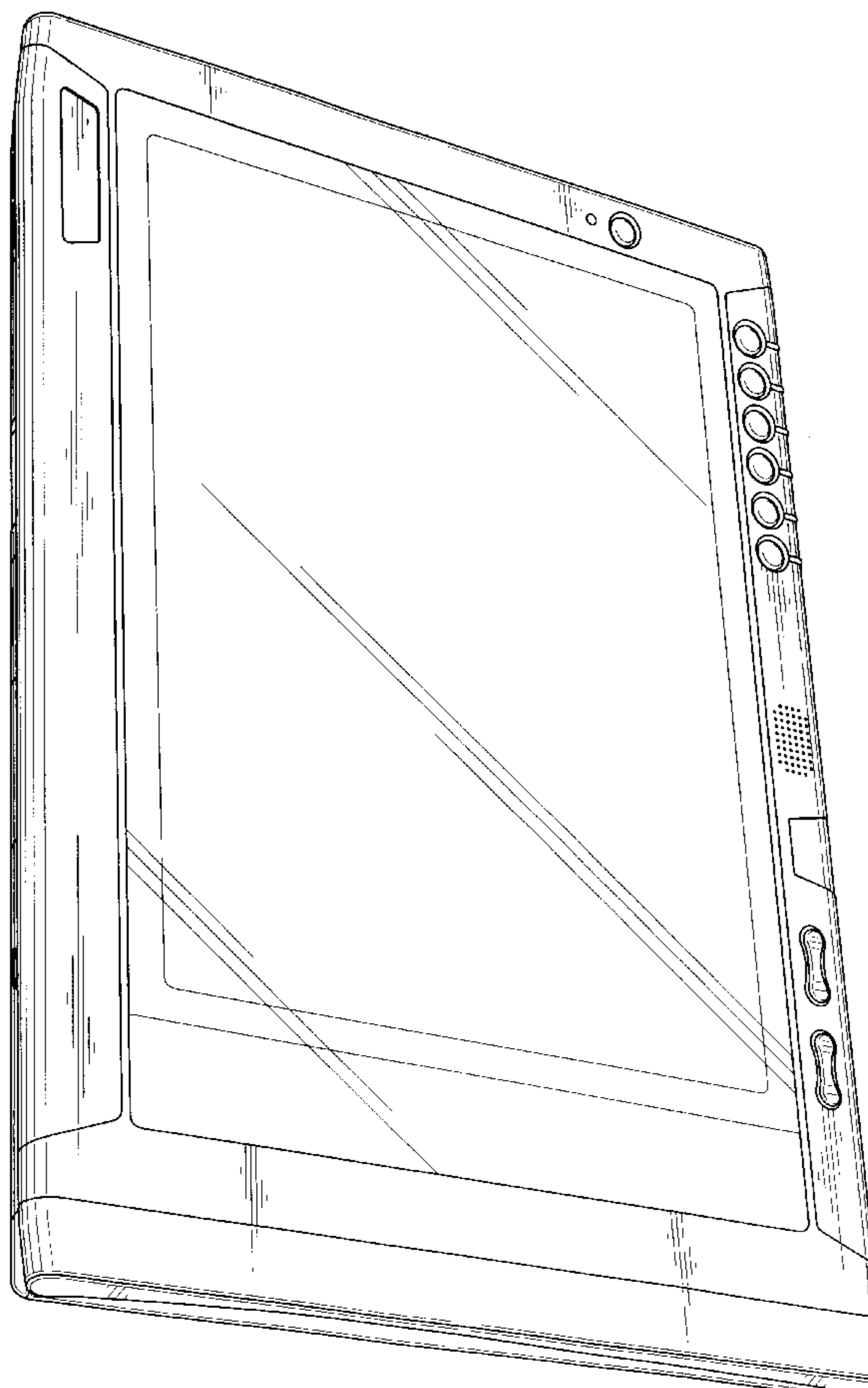
(57) **CLAIM**

The ornamental design for a personal computer, as shown and described.

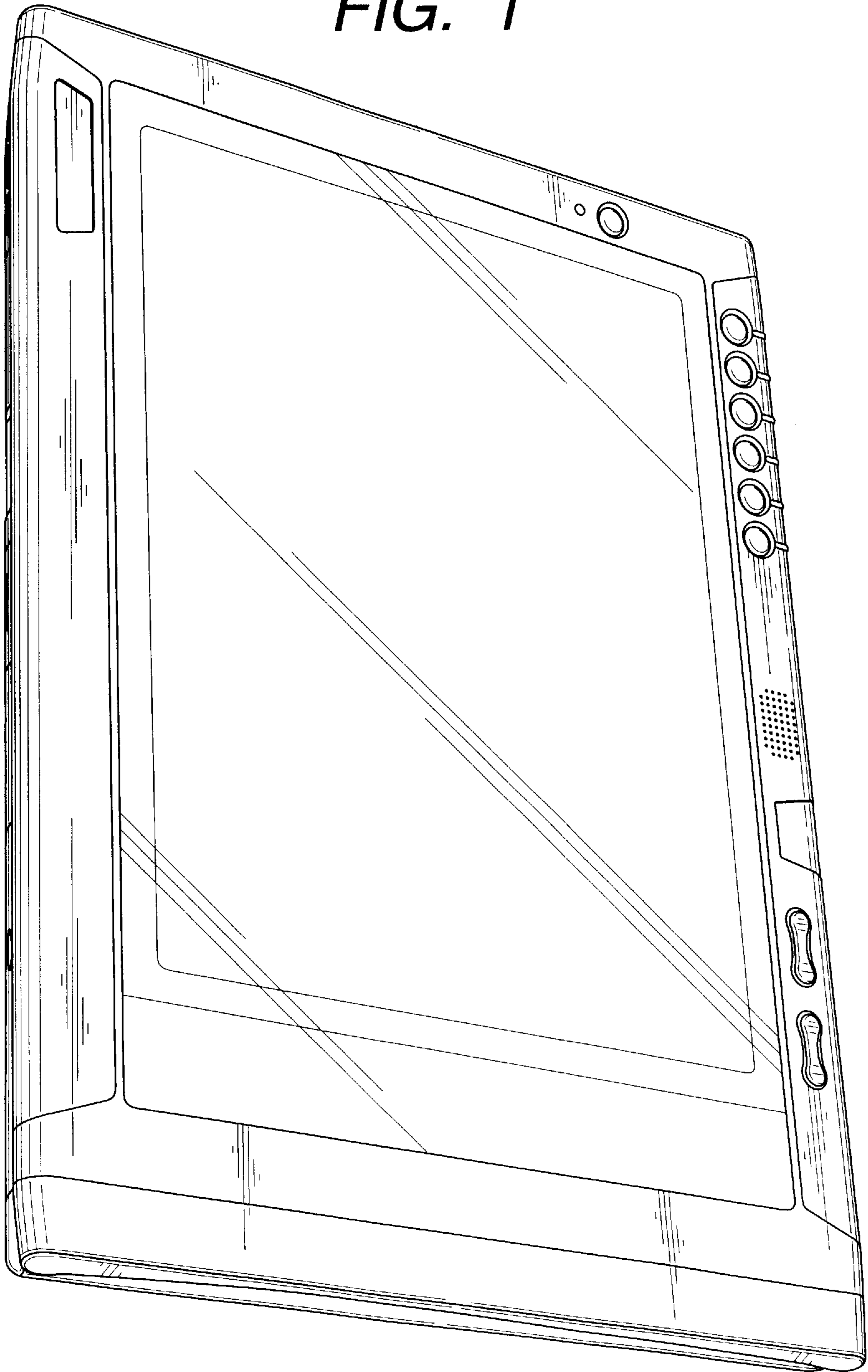
**DESCRIPTION**

FIG. 1 is a perspective view of the bottom, front and left side of a personal computer showing our new design;  
FIG. 2 is a front view thereof;  
FIG. 3 is a rear view thereof;  
FIG. 4 is a right side view thereof;  
FIG. 5 is a left side view thereof;  
FIG. 6 is a top plan view thereof; and,  
FIG. 7 is a bottom view thereof.

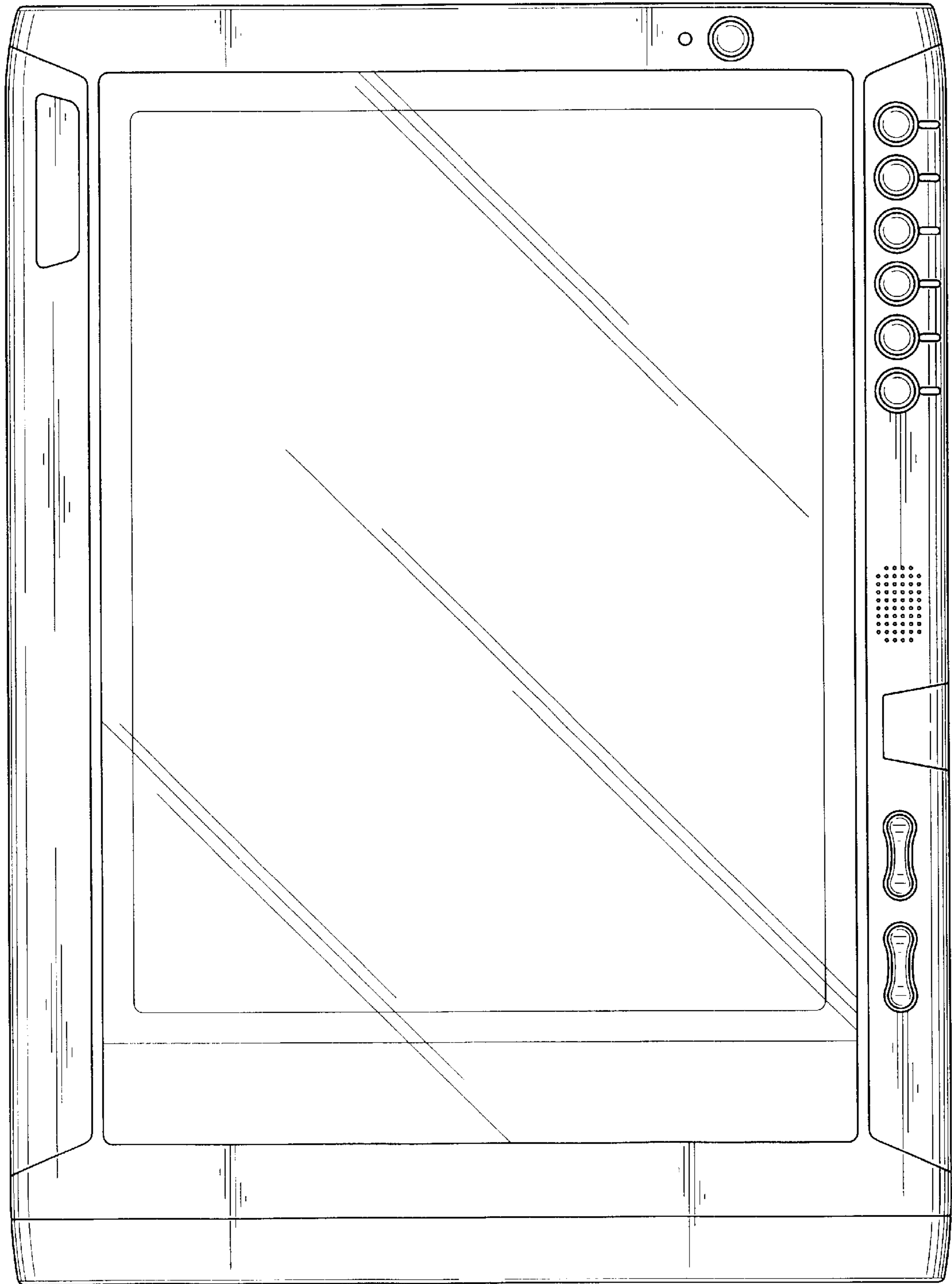
**1 Claim, 5 Drawing Sheets**



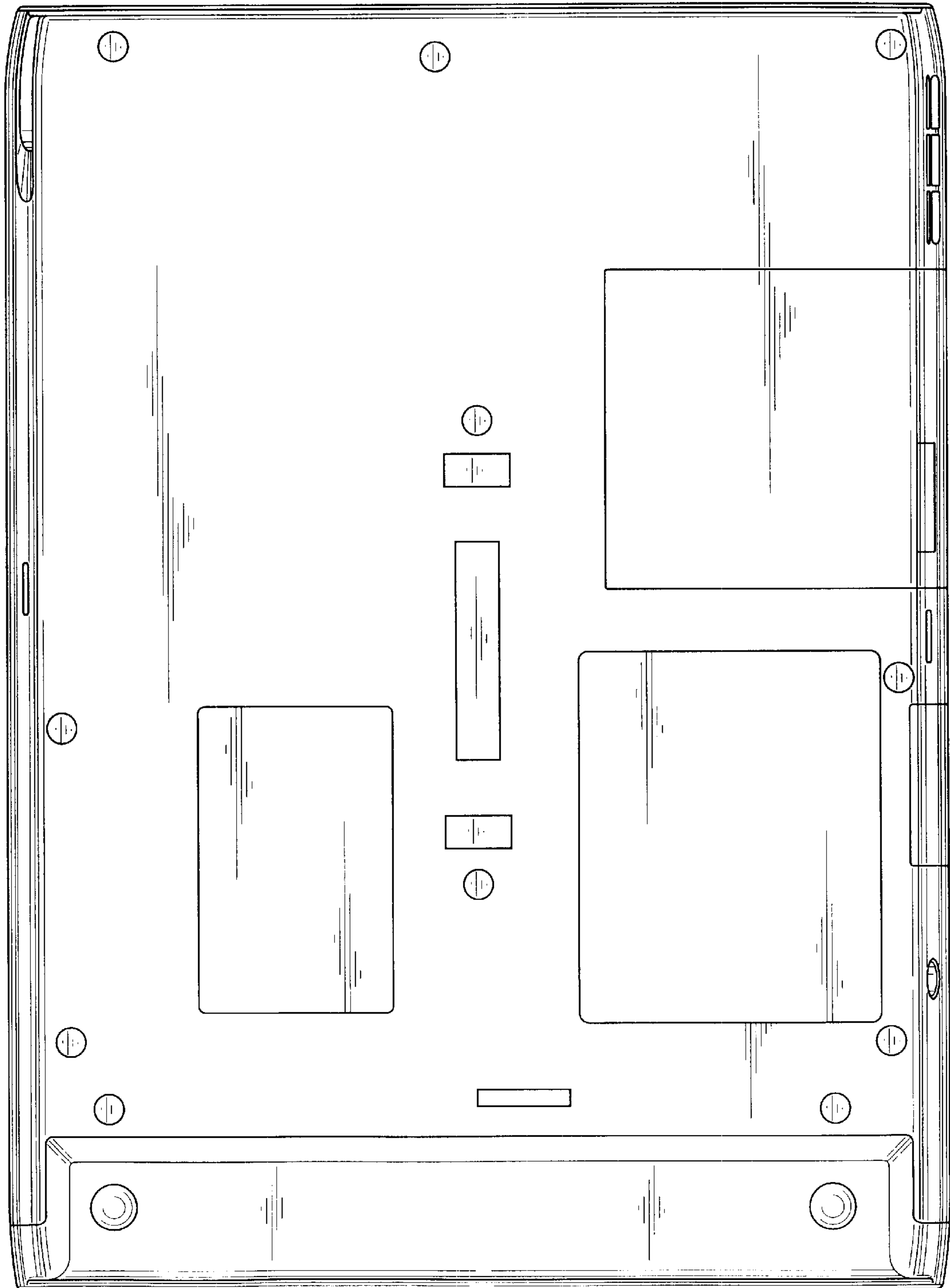
*FIG. 1*



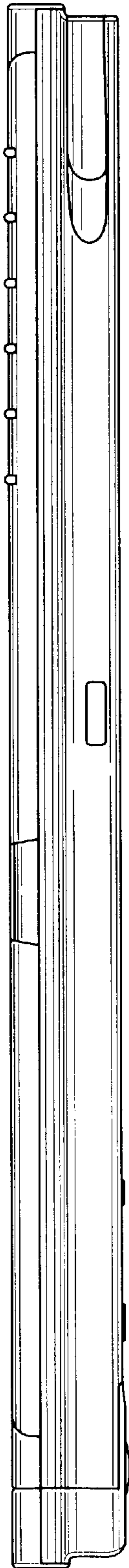
*FIG. 2*



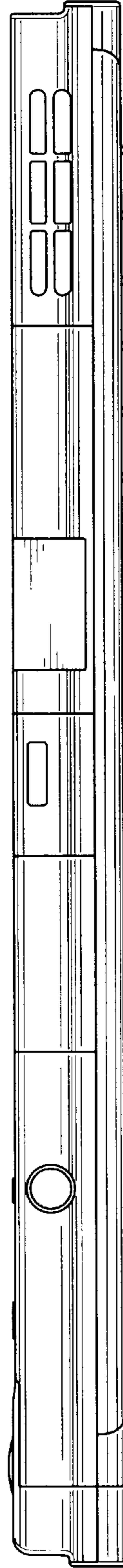
*FIG. 3*



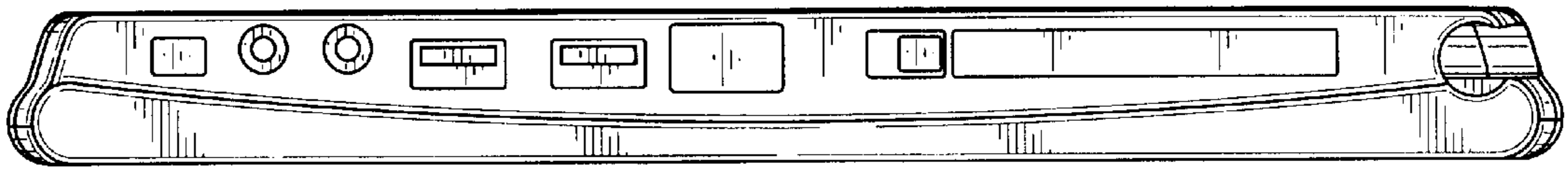
*FIG. 4*



*FIG. 5*



*FIG. 6*



*FIG. 7*

