



US00D486148S

(12) **United States Design Patent**  
**Chan**

(10) **Patent No.:** **US D486,148 S**

(45) **Date of Patent:** **\*\* Feb. 3, 2004**

(54) **ELECTRONIC ORGANIZER**

D309,729 S \* 8/1990 Tanabe ..... D14/346  
D444,465 S \* 7/2001 Do ..... D14/341

(75) Inventor: **Ming-Fai George Chan**, Kowloon  
(CN)

\* cited by examiner

(73) Assignee: **Brilliant System Limited**, Kowloon  
(CN)

*Primary Examiner*—Freda Nunn

(74) *Attorney, Agent, or Firm*—Alix, Yale & Ristas, LLP

(\*\*) Term: **14 Years**

(57) **CLAIM**

The ornamental design for an electronic organizer, as shown and described.

(21) Appl. No.: **29/170,341**

(22) Filed: **Nov. 4, 2002**

**DESCRIPTION**

(51) **LOC (7) Cl.** ..... **14-02**

(52) **U.S. Cl.** ..... **D14/341**

(58) **Field of Search** ..... D14/341-346;  
D18/1, 2, 7; 178/18.03; 235/145 A, 145 R;  
341/22, 23; 345/156, 168, 169, 172, 173,  
87; 349/12; 361/680-686


FIG. 1 is a perspective view of an electronic organizer showing my new design;  
FIG. 2 is a front elevational view thereof;  
FIG. 3 is a rear elevational view thereof;  
FIG. 4 is a left side elevational view thereof;  
FIG. 5 is a right side elevational view thereof;  
FIG. 6 is a top plan thereof; and,  
FIG. 7 is a bottom plan view thereof.

(56) **References Cited**

**U.S. PATENT DOCUMENTS**

D298,622 S \* 11/1988 Yubisui et al. .... D14/346

**1 Claim, 5 Drawing Sheets**






FIG. 1




FIG. 2

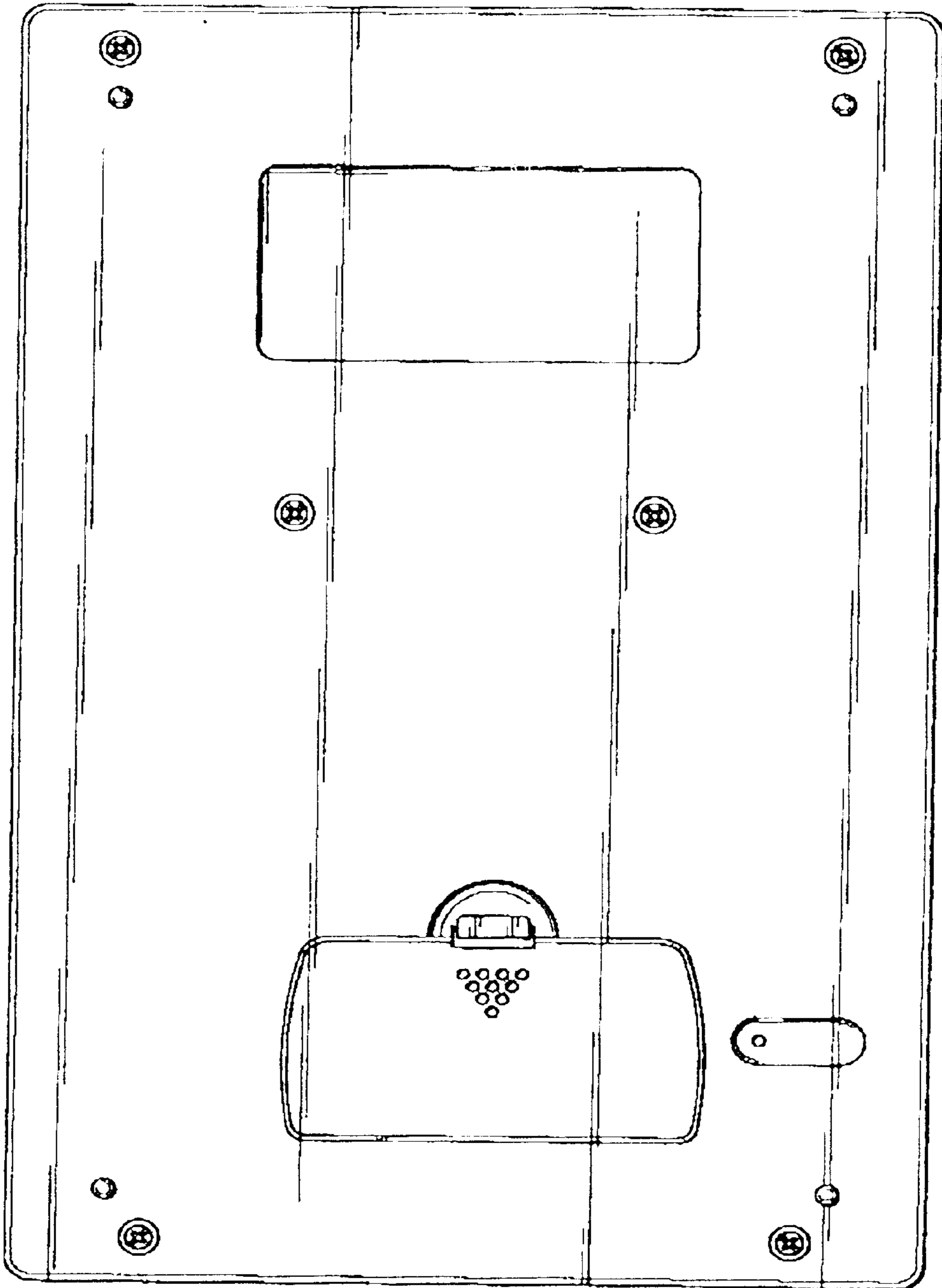


FIG. 3

FIG. 4

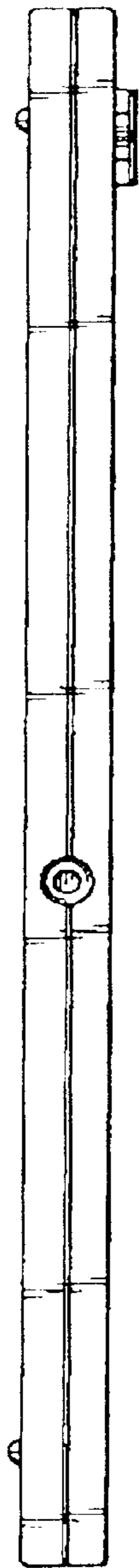


FIG. 5






FIG. 6




FIG. 7