



US00D486143S

(12) **United States Design Patent**  
**Allen**

(10) **Patent No.:** **US D486,143 S**

(45) **Date of Patent:** **\*\* Feb. 3, 2004**

(54) **LOUDSPEAKER**

D416,020 S \* 11/1999 Warren ..... D14/214  
D417,874 S \* 12/1999 Suzuki ..... D14/215  
D418,511 S \* 1/2000 Suzuki ..... D14/215

(75) Inventor: **Graham David Allen**, Alderley Edge  
(GB)

\* cited by examiner

(73) Assignee: **KH Technology Corporation**,  
Georgetown (KY)

*Primary Examiner*—Nanda Bondade  
(74) *Attorney, Agent, or Firm*—Kenneth L. Sherman, Esq.;  
Myers Dawes Andras & Sherman

(\*\*) Term: **14 Years**

(21) Appl. No.: **29/176,083**

(57) **CLAIM**

(22) Filed: **Feb. 14, 2003**

The ornamental design for a loudspeaker, substantially as shown and described.

(30) **Foreign Application Priority Data**

Aug. 14, 2002 (GB) ..... 3006219

**DESCRIPTION**

(51) **LOC (7) Cl.** ..... **14-01**

FIG. 1 is a front view of a loudspeaker showing my new design;

(52) **U.S. Cl.** ..... **D14/215; D14/214**

FIG. 2 is a rear view thereof;

(58) **Field of Search** ..... D14/204, 207,  
D14/209–216, 356; 181/143–145, 147–148,  
150, 153, 157, 198–199; 381/300–302,  
306, 333, 345, 361–364, 386–388

FIG. 3 is a top view thereof;

FIG. 4 is a bottom view thereof;

FIG. 5 is a left side view thereof;

FIG. 6 is a right side view thereof; and,

FIG. 7 is a perspective view thereof.

(56) **References Cited**

**U.S. PATENT DOCUMENTS**

5,067,583 A \* 11/1991 Hathaway ..... 181/151

**1 Claim, 2 Drawing Sheets**

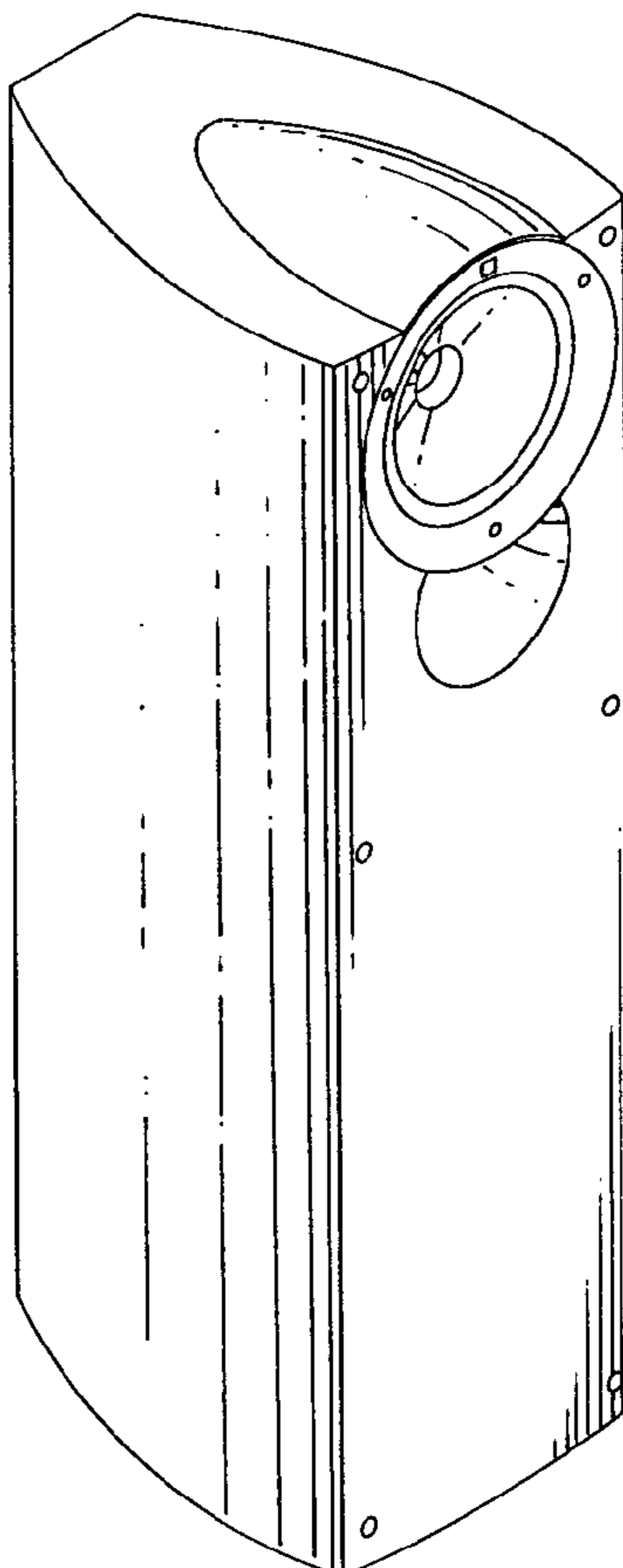


FIG. 1

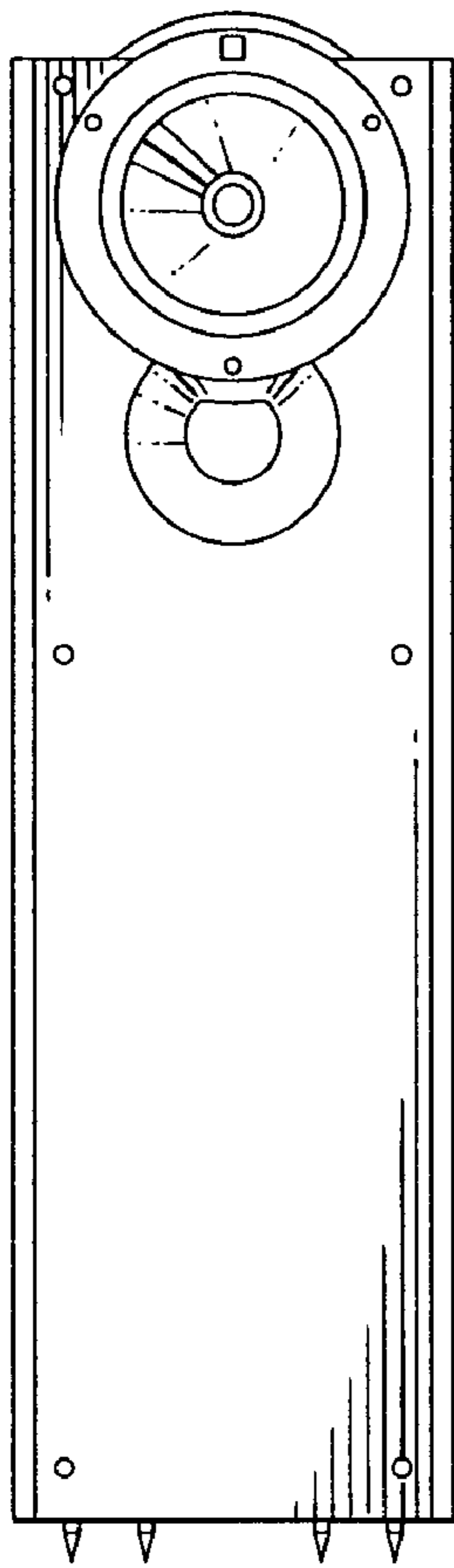


FIG. 2




FIG. 3

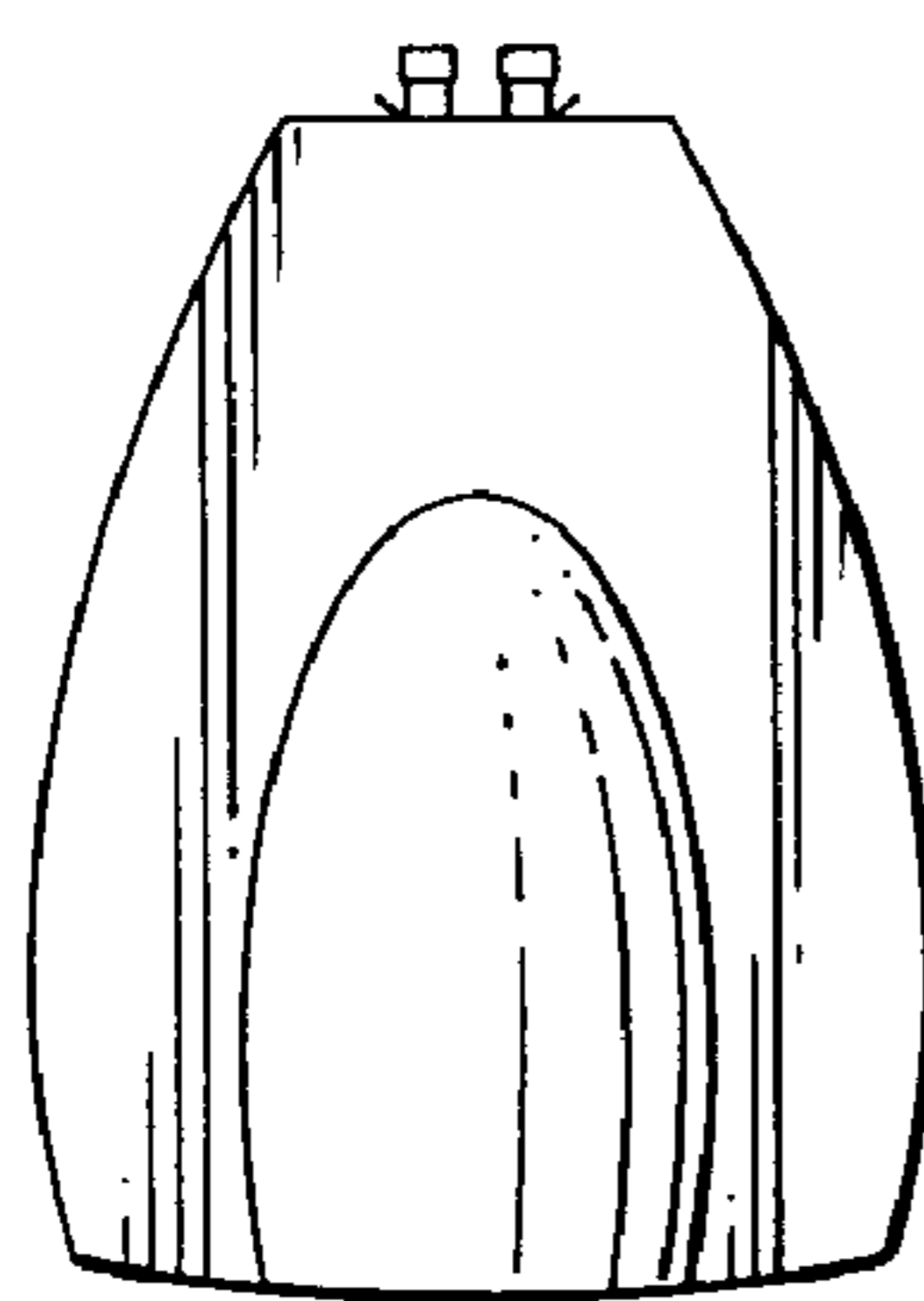


FIG. 4

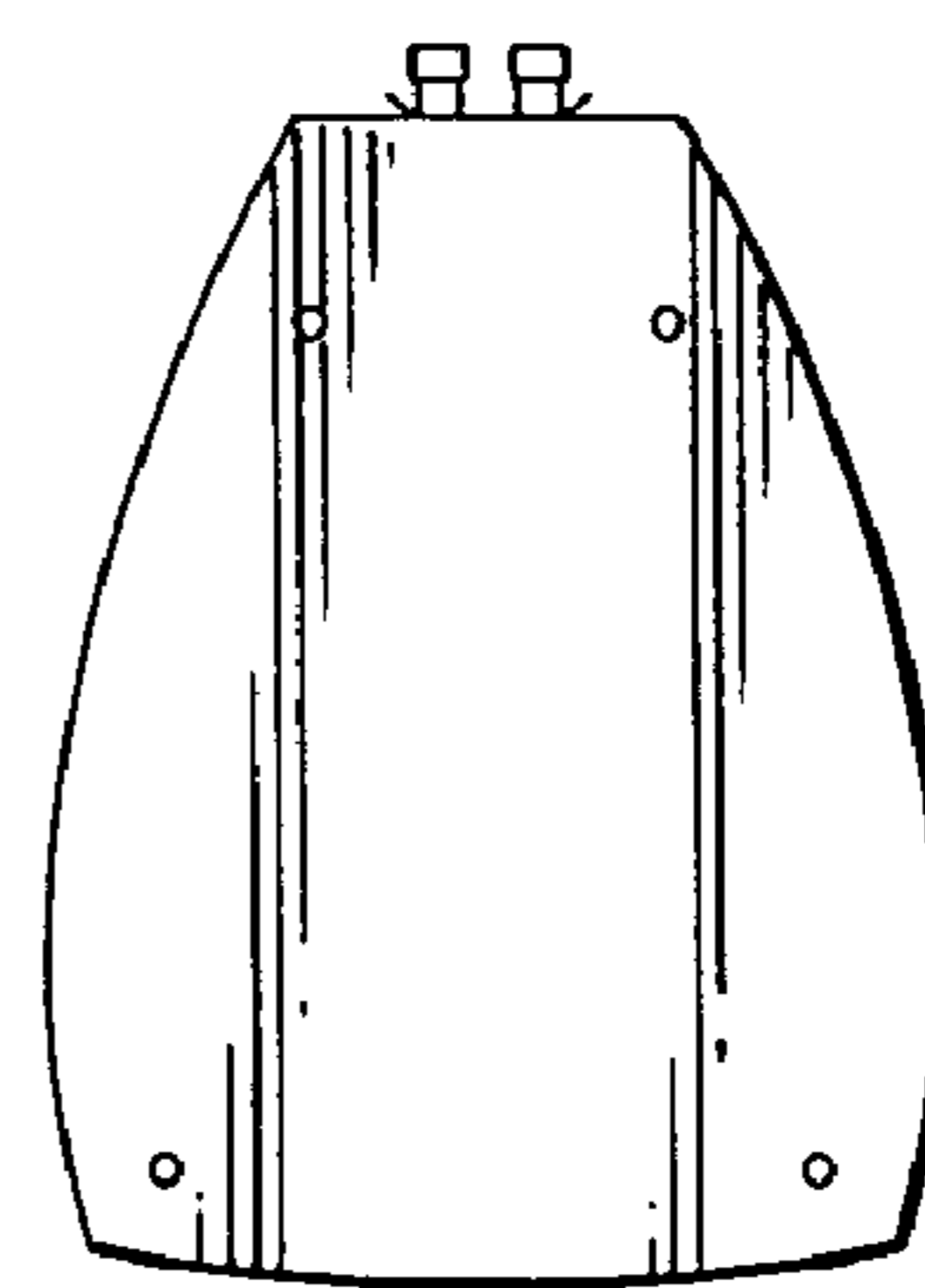


FIG. 5




FIG. 6

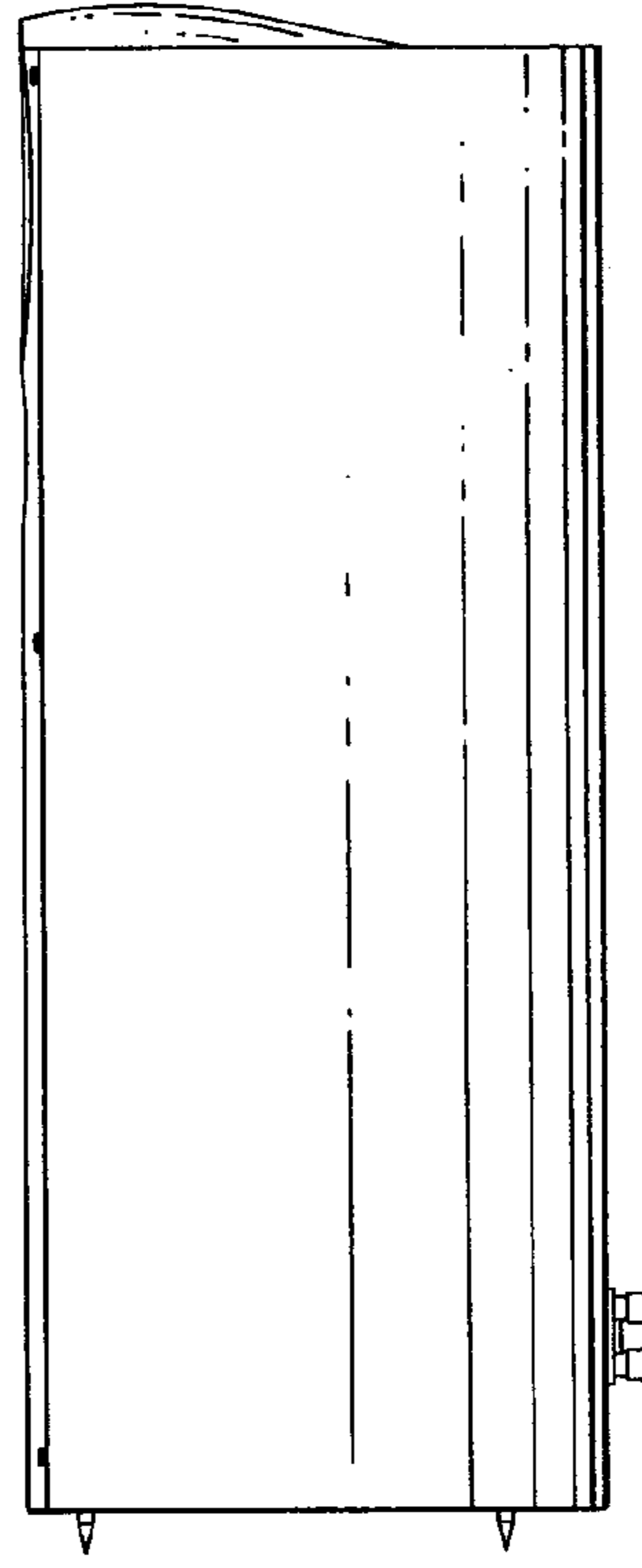


FIG. 7

