



US00D486132S

(12) **United States Design Patent**
Jang

(10) **Patent No.:** **US D486,132 S**

(45) **Date of Patent:** **** Feb. 3, 2004**

(54) **CELLULAR PHONE**

(75) **Inventor:** **In Won Jang**, Seoul (KR)

(73) **Assignee:** **LG Electronics Inc.**, Seoul (KR)

(**) **Term:** **14 Years**

(21) **Appl. No.:** **29/173,848**

(22) **Filed:** **Jan. 8, 2003**

(30) **Foreign Application Priority Data**

Aug. 5, 2002 (KR) 30-2002-0022339

(51) **LOC (7) Cl.** **14-03**

(52) **U.S. Cl.** **D14/138**

(58) **Field of Search** D14/137, 138,
D14/218, 147-148, 247-248, 144, 341-347;
379/433.01-433.13, 419, 434, 428.01-428.04,
420.01-420.04, 440; 455/550.1-90.3; D21/517

(56) **References Cited**

U.S. PATENT DOCUMENTS

D321,865 S	*	11/1991	Derocher	D14/345
D393,856 S	*	4/1998	Lee et al.	D14/138
D401,935 S	*	12/1998	Scalisi et al.	D14/191
D405,081 S	*	2/1999	Nagele et al.	D14/138
D408,402 S	*	4/1999	Shimelfarb et al.	D14/138
5,987,122 A	*	11/1999	Daffara et al.	379/433
D419,155 S	*	1/2000	Nagele et al.	D14/138
D422,275 S	*	4/2000	Nagele et al.	D14/138
D429,707 S	*	8/2000	Park	D14/138
D430,859 S	*	9/2000	Lindeman et al.	D14/138

D432,105 S	*	10/2000	Hyun	D14/138
D432,535 S	*	10/2000	Loh et al.	D14/345
D434,402 S	*	11/2000	Lee	D14/138
D443,866 S	*	6/2001	Arbisi et al.	D14/138
D445,413 S	*	7/2001	Yano	D14/138
D446,201 S	*	8/2001	Kim	D14/138
D450,046 S	*	11/2001	Chun	D14/138
D450,672 S	*	11/2001	Arbisi et al.	D14/138
D462,064 S	*	8/2002	Kim	D14/138
D475,689 S	*	6/2003	Shimazu et al.	D14/138
D476,303 S	*	6/2003	Lee et al.	D14/138
2003/0092401 A1	*	5/2003	Ikeuchi	455/566 X

* cited by examiner

Primary Examiner—Jeffrey Asch

(74) *Attorney, Agent, or Firm*—Birch, Stewart, Kolasch & Birch, LLP

(57) **CLAIM**

I claim the ornamental design for cellular phone, as shown and described.

DESCRIPTION

FIG. 1 is a perspective view of cellular phone showing the new design;
FIG. 2 is a front view thereof;
FIG. 3 is a rear view thereof;
FIG. 4 is a left-side view thereof;
FIG. 5 is a right-side view thereof;
FIG. 6 is a top plan view thereof; and,
FIG. 7 is a bottom plan view thereof.

1 Claim, 4 Drawing Sheets




FIG. 1

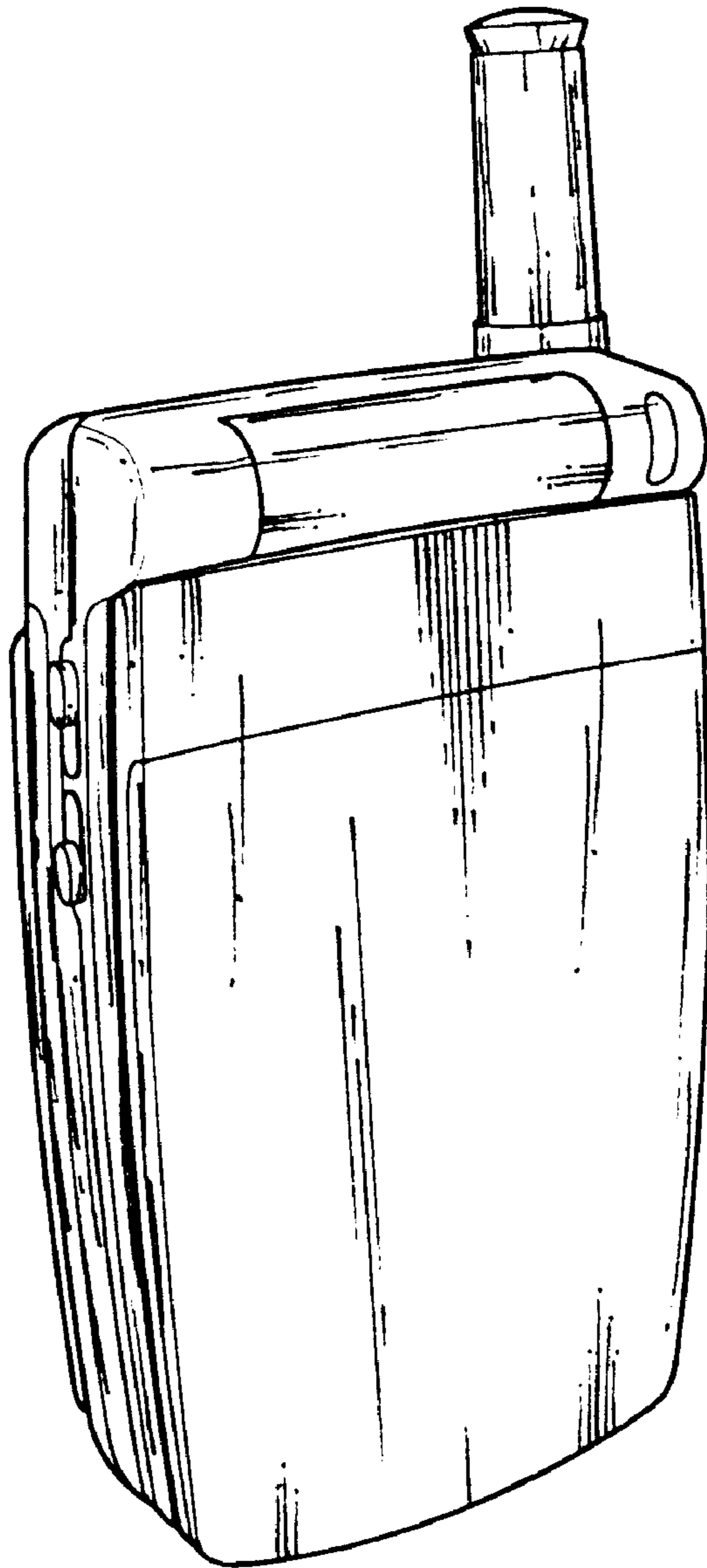


FIG. 2

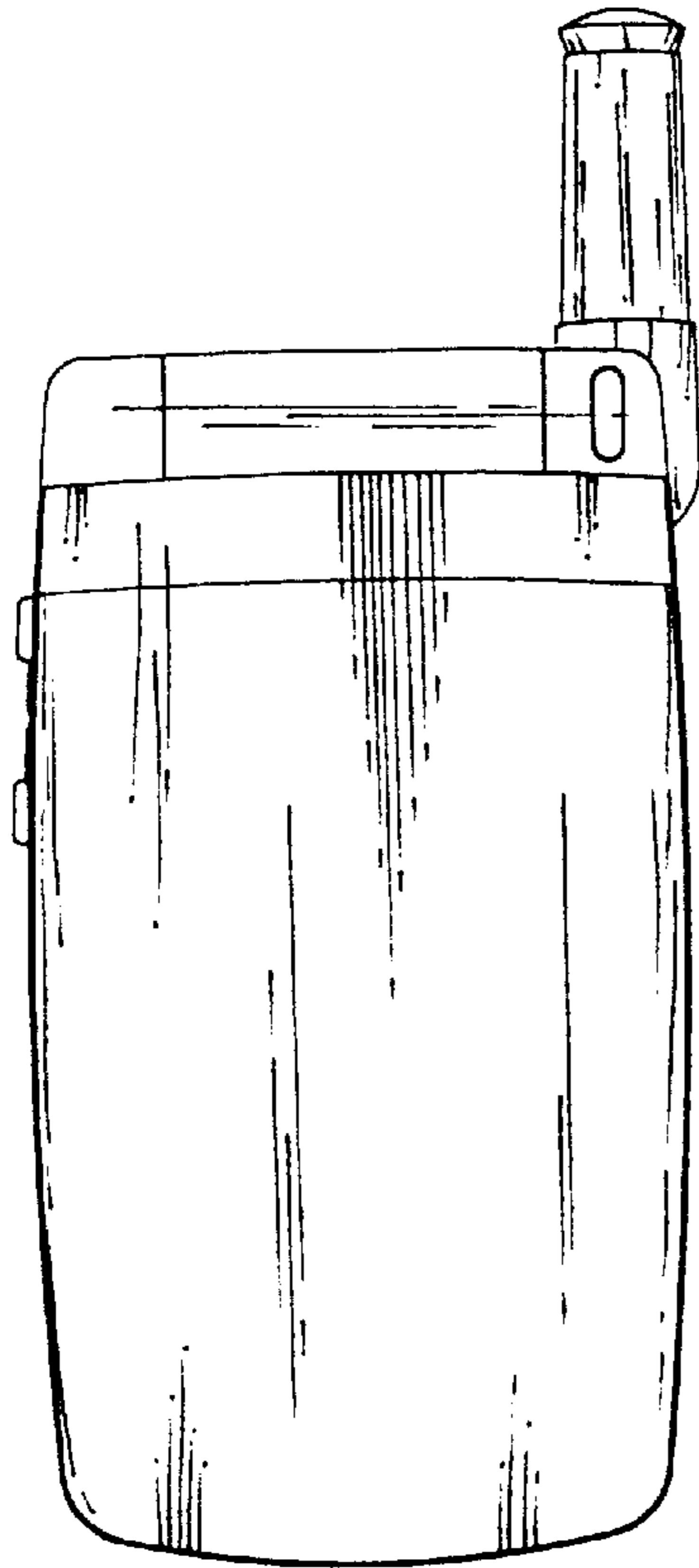


FIG. 3

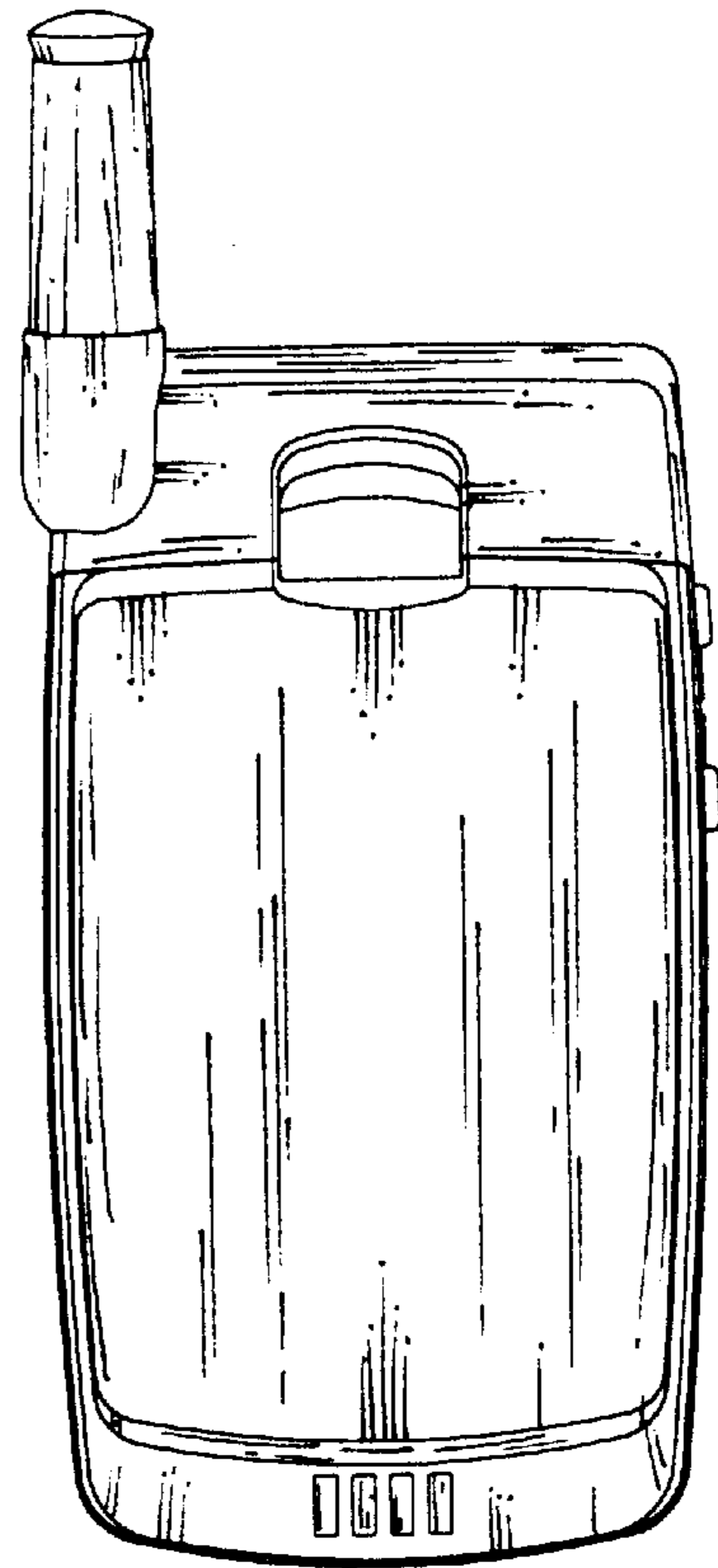


FIG. 4

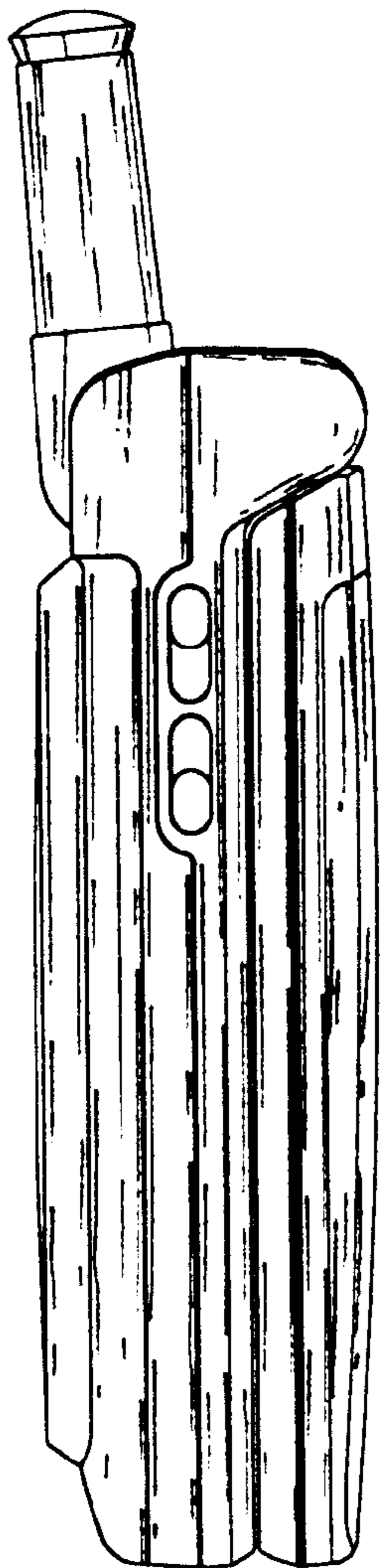


FIG. 5




FIG. 6




FIG. 7

