



US00D486117S

(12) **United States Design Patent**  
**Isler et al.**

(10) **Patent No.:** **US D486,117 S**

(45) **Date of Patent:** **\*\* Feb. 3, 2004**

- (54) **TONNEAU COVER END RAIL**
- (75) Inventors: **Mark Isler**, Warren, OH (US);  
**Lawrence Saxon**, Diamond, OH (US)
- (73) Assignee: **Sport Masters**, Newton Falls, OH (US)
- (\*\*) Term: **14 Years**
- (21) Appl. No.: **29/173,830**
- (22) Filed: **Jan. 6, 2003**
- (51) **LOC (7) Cl.** ..... **12-06**
- (52) **U.S. Cl.** ..... **D12/223**
- (58) **Field of Search** ..... D12/223, 221,  
D12/400; D25/119; 296/26.08, 26.09, 37.6,  
39.1, 39.2, 100.02; 108/44, 143

- 6,234,559 B1 \* 5/2001 Block et al. .... 296/100.06
- D444,444 S \* 7/2001 McCoy et al. .... D12/223
- D446,181 S \* 8/2001 Darbshire ..... D12/223
- 6,464,277 B2 \* 10/2002 Wilding ..... 296/37.6
- D477,805 S \* 7/2003 LaBelle et al. .... D12/223

\* cited by examiner

*Primary Examiner*—Melody N. Brown

(74) *Attorney, Agent, or Firm*—Harpman & Harpman

(57) **CLAIM**

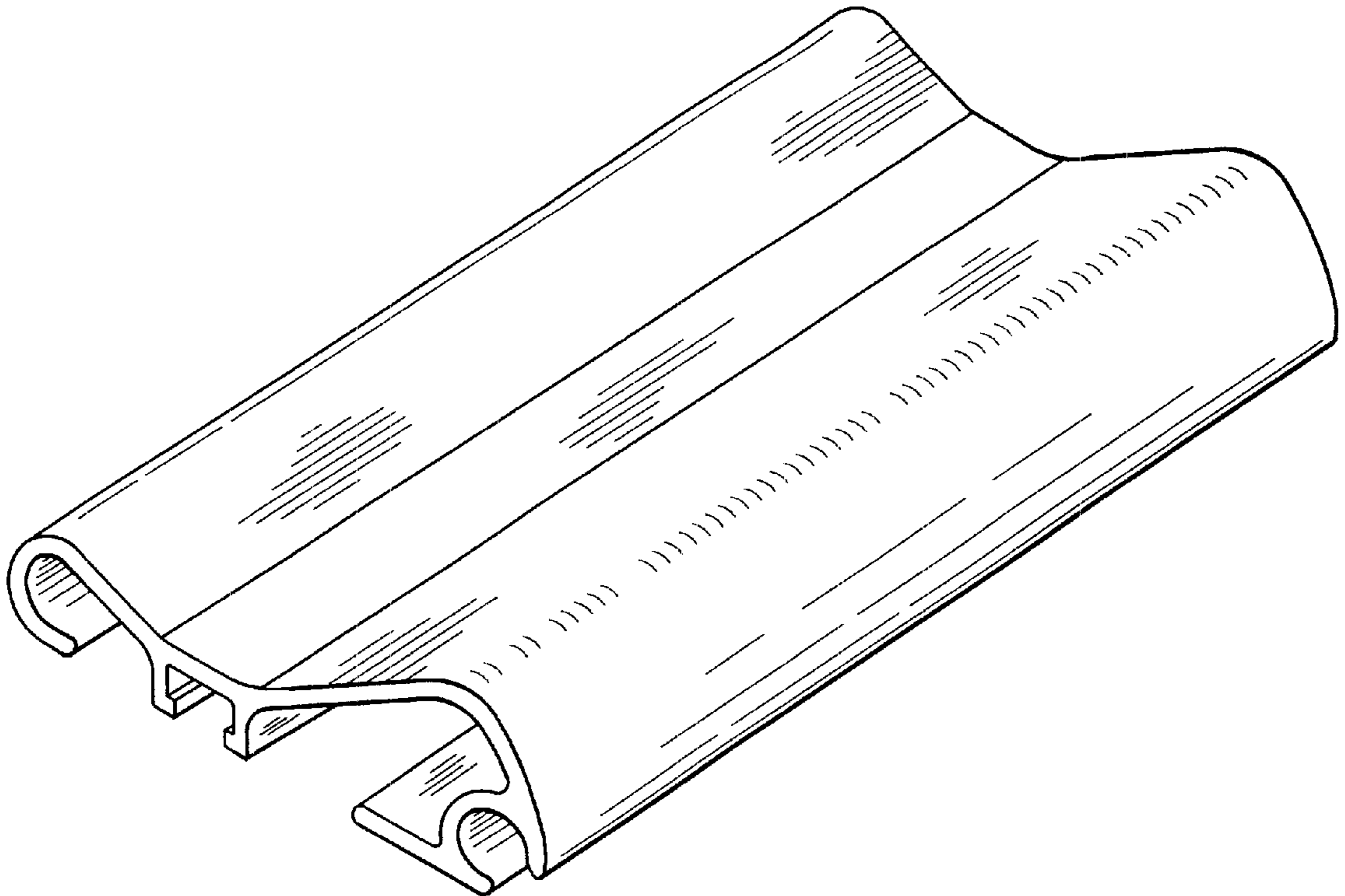
The ornamental design for a tonneau cover end rail, as shown and described.

**DESCRIPTION**

FIG. 1 is a perspective view of the tonneau cover end rail; FIG. 2 is a bottom plan view thereof; FIG. 3 is a front elevational view thereof; FIG. 4 is a rear elevational view thereof; and, FIG. 5 is a right side elevational view thereof.

- (56) **References Cited**  
U.S. PATENT DOCUMENTS  
6,217,103 B1 \* 4/2001 Schultz et al. .... 296/100.09

**1 Claim, 3 Drawing Sheets**



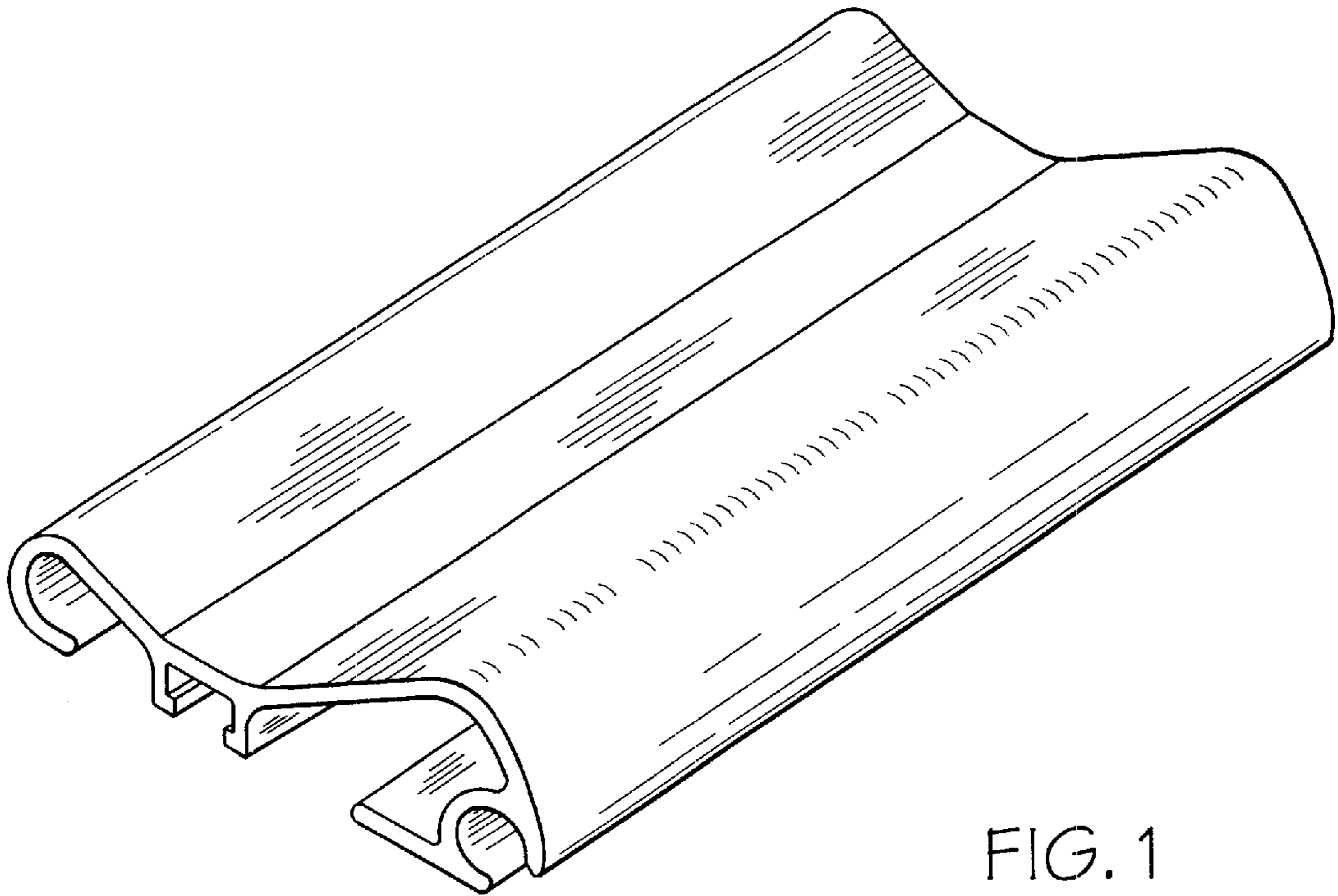


FIG. 1




FIG. 2




FIG. 3




FIG. 4

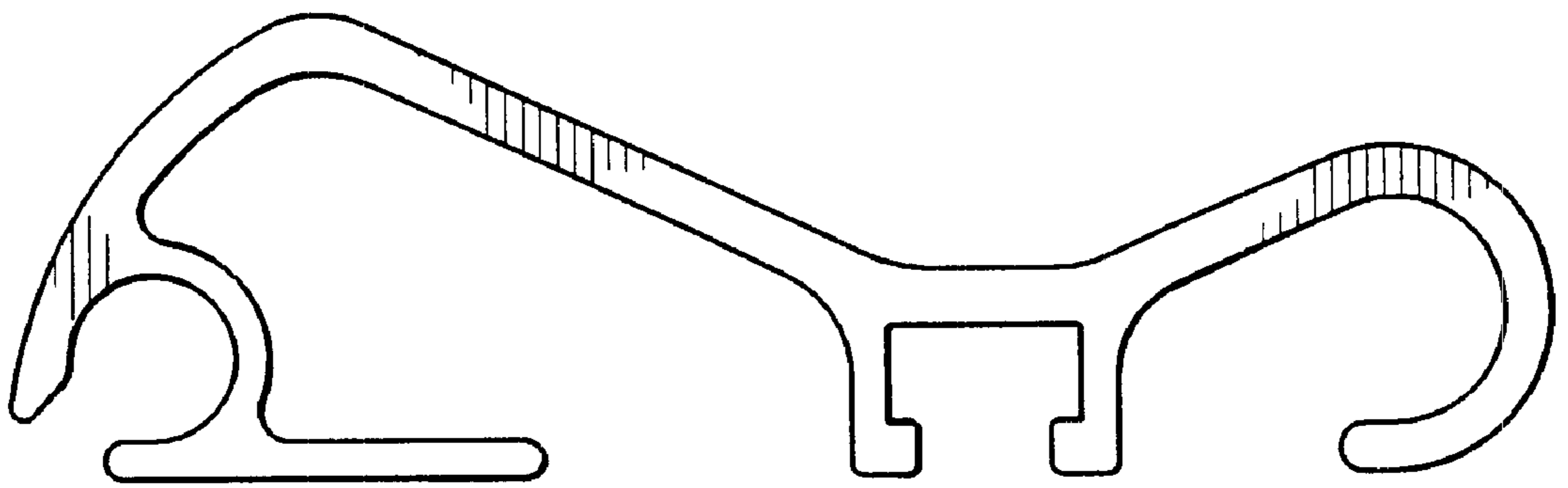


FIG. 5