



US00D486107S

(12) **United States Design Patent**
Hussaini et al.

(10) **Patent No.:** **US D486,107 S**

(45) **Date of Patent:** **** Feb. 3, 2004**

(54) **FLOOR MAT**

(75) Inventors: **Saied Hussaini**, Miami, FL (US); **Marc Iacovelli**, Miami, FL (US); **Edwin Guadalupe**, Miami, FL (US)

(73) Assignee: **Rally Manufacturing, Inc.**, Miami, FL (US)

(**) Term: **14 Years**

(21) Appl. No.: **29/182,094**

(22) Filed: **May 21, 2003**

(51) **LOC (7) Cl.** **12-16**

(52) **U.S. Cl.** **D12/203**

(58) **Field of Search** D12/203; D6/582-586, D6/592; 296/97.23; 15/215-217; 428/141; 280/163, 164.1

(56) **References Cited**

U.S. PATENT DOCUMENTS

3,526,016 A	*	9/1970	Stata	D12/203
D226,375 S	*	2/1973	Wells et al.	D12/203
D232,533 S	*	8/1974	Wells	D12/203
D358,571 S	*	5/1995	Thundercloud	D12/203
D408,342 S	*	4/1999	Yang	D12/203

D433,367 S	*	11/2000	Iacovelli	D12/203
D442,530 S	*	5/2001	Lu	D12/203
D445,748 S	*	7/2001	Iacovelli et al.	D12/203
D469,726 S	*	2/2003	Kraines	D12/203
D476,279 S	*	6/2003	Horowitz	D12/203

* cited by examiner

Primary Examiner—Stacia Cadmus

(74) *Attorney, Agent, or Firm*—Liniak, Berenato & White

(57) **CLAIM**

The ornamental design for a floor mat, as shown and described.

DESCRIPTION

FIG. 1 is a front view of the floor mat according to the present invention.

FIG. 2 is a rear view of the floor mat of FIG. 1.

FIG. 3 is a left side view of the floor mat of FIG. 1.

FIG. 4 is a right side view of the floor mat of FIG. 1.

FIG. 5 is a top view of the floor mat of FIG. 1.

FIG. 6 is a bottom view of the work light of FIG. 1; and,

FIG. 7 is an elevational perspective view of the floor mat of FIG. 1.

The broken line showing of environment is for illustrative purposes only and forms no part of the claimed design.

1 Claim, 5 Drawing Sheets

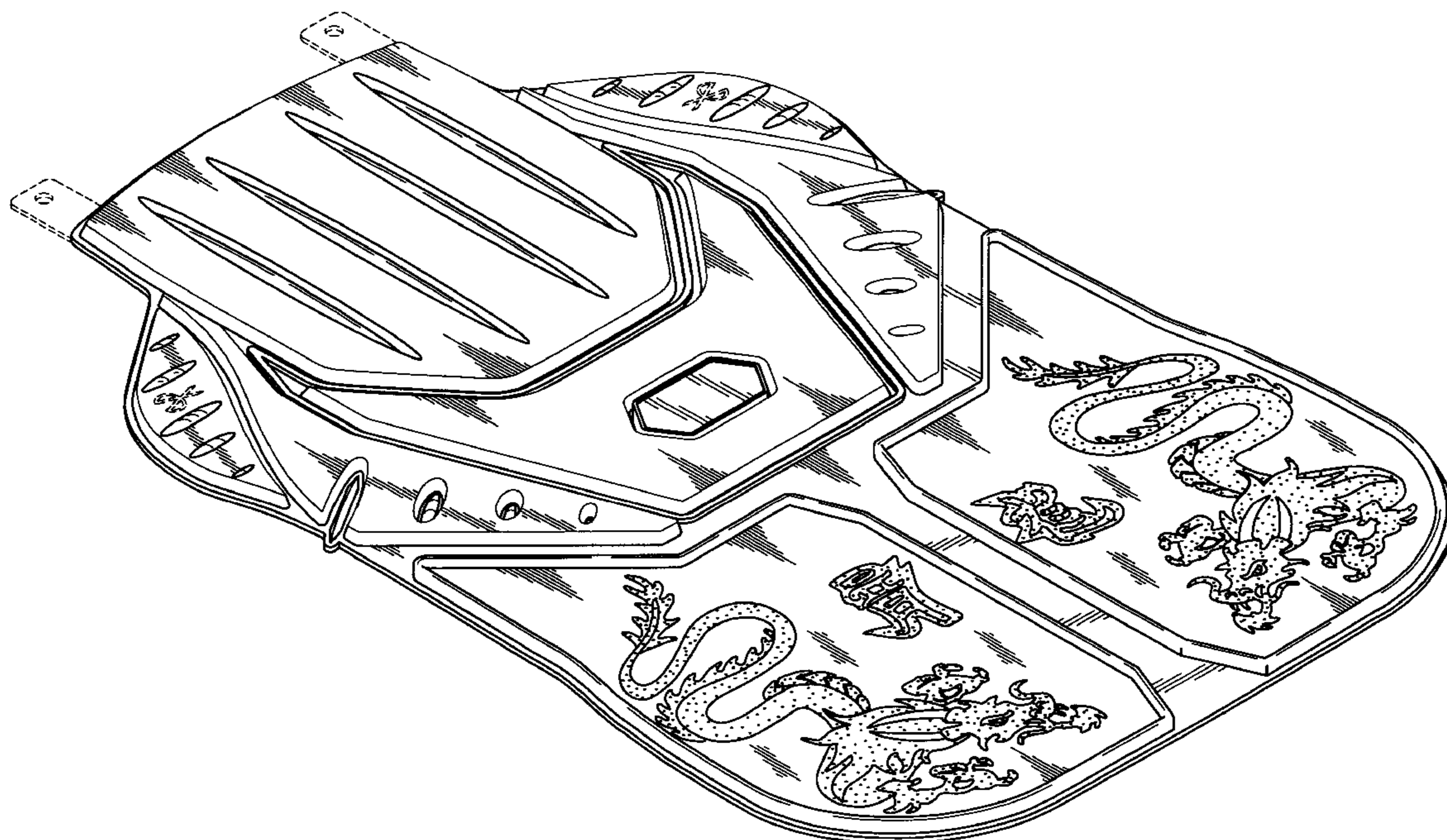


Fig. 1




Fig. 2

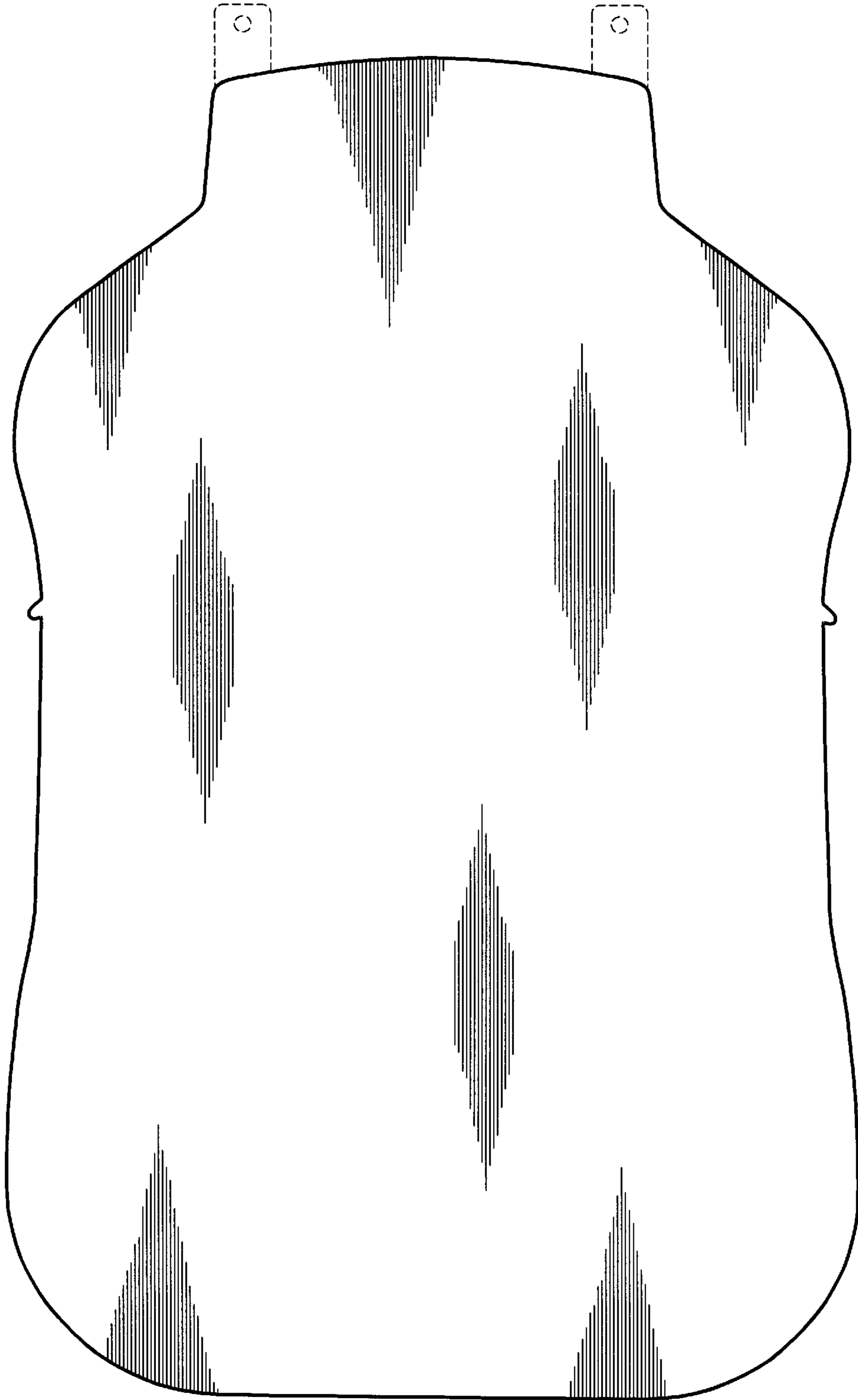


Fig. 3



Fig. 4



Fig. 5




Fig. 6

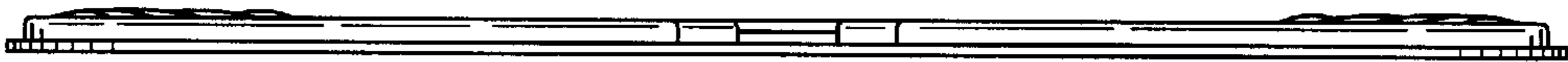


Fig. 7

