



US00D486104S

(12) **United States Design Patent**
Watanabe

(10) **Patent No.:** **US D486,104 S**

(45) **Date of Patent:** **** Feb. 3, 2004**

(54) **AUTOMOBILE PEDAL COVER**

(75) Inventor: **Hitoshi Watanabe**, Tokyo (JP)

(73) Assignee: **Kabushiki Kaisha Carmate**, Tokyo (JP)

(**) Term: **14 Years**

(21) Appl. No.: **29/177,663**

(22) Filed: **Mar. 14, 2003**

(51) **LOC (7) Cl.** **12-16**

(52) **U.S. Cl.** **D12/174**

(58) **Field of Search** D12/174, 125;
74/560-563, 512; 280/259; 403/257

(56) **References Cited**

U.S. PATENT DOCUMENTS

D424,487 S	*	5/2000	Asakura	D12/174
D424,995 S	*	5/2000	Asakura	D12/174
D425,839 S	*	5/2000	Asakura	D12/174
D431,217 S	*	9/2000	Asakura	D12/174
D433,971 S	*	11/2000	Shien	D12/174
D444,436 S	*	7/2001	Saleen	D12/174
D447,102 S	*	8/2001	Saleen	D12/174

OTHER PUBLICATIONS

Japanese Design Journal issued on Oct. 15, 2002 (Reg.No. 1155650).

Japanese Design Journal issued on Oct. 15, 2002 (Reg.No. 1155649).

Japanese Design Journal issued on Oct. 15, 2002 (Reg.No. 1155648).

Japanese Design Journal issued on Oct. 7, 2002 (Reg.No. 1155387).

Japanese Design Journal issued on Oct. 7, 2002 (Reg.No. 1155386).

Japanese Design Journal issued on Oct. 7, 2002 (Reg.No. 1155249).

* cited by examiner

Primary Examiner—Melody N. Brown

(74) *Attorney, Agent, or Firm*—Young & Thompson

(57) **CLAIM**

The ornamental design for an automobile pedal cover, as shown and described.

DESCRIPTION

FIG. 1 is a front perspective view with the screw head in the mounted on the moving part of an automobile pedal cover showing my new design;

FIG. 2 is a top plan view thereof;

FIG. 3 is a bottom plan view thereof;

FIG. 4 is a front elevational view thereof;

FIG. 5 is a right side elevational view thereof;

FIG. 6 is a rear elevational view thereof; and,

FIG. 7 is a left side elevational view thereof.

The broken lines are for illustrative purposes only and form no part of the claimed design.

1 Claim, 3 Drawing Sheets

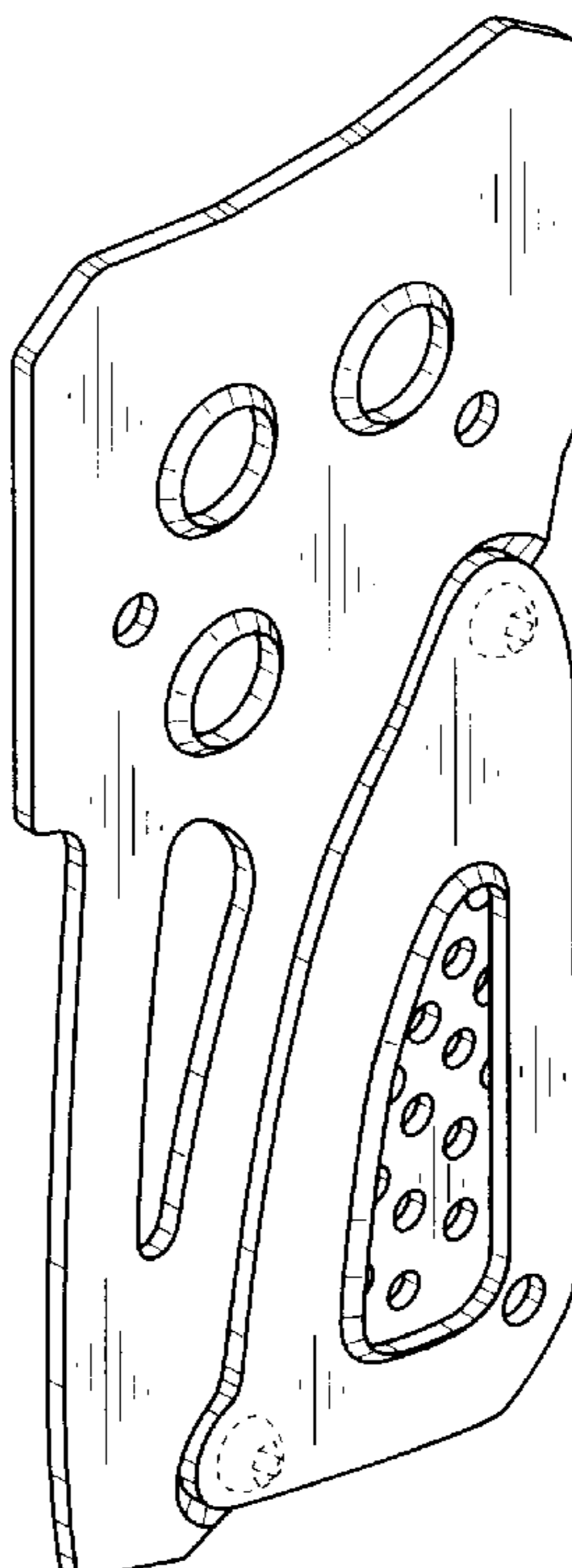


FIG. 1

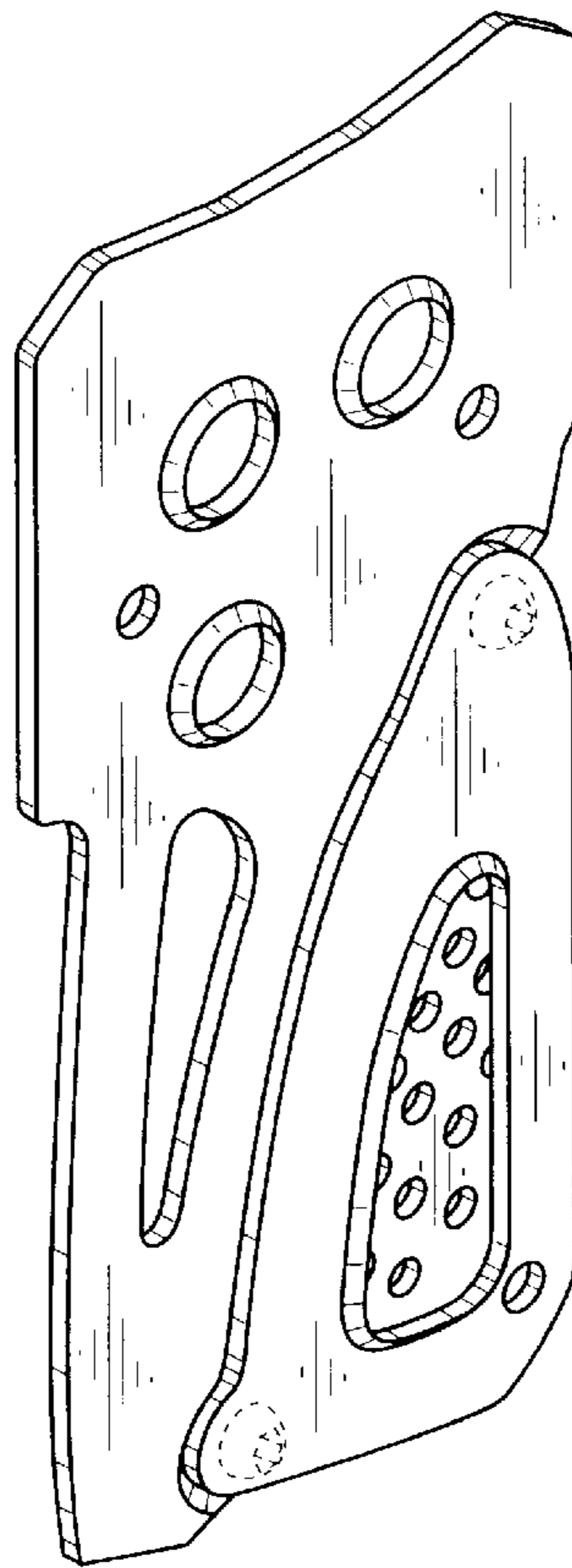


FIG. 2

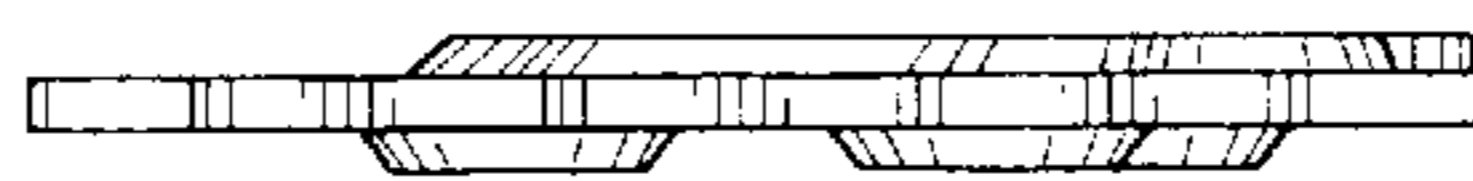


FIG. 3



FIG. 4

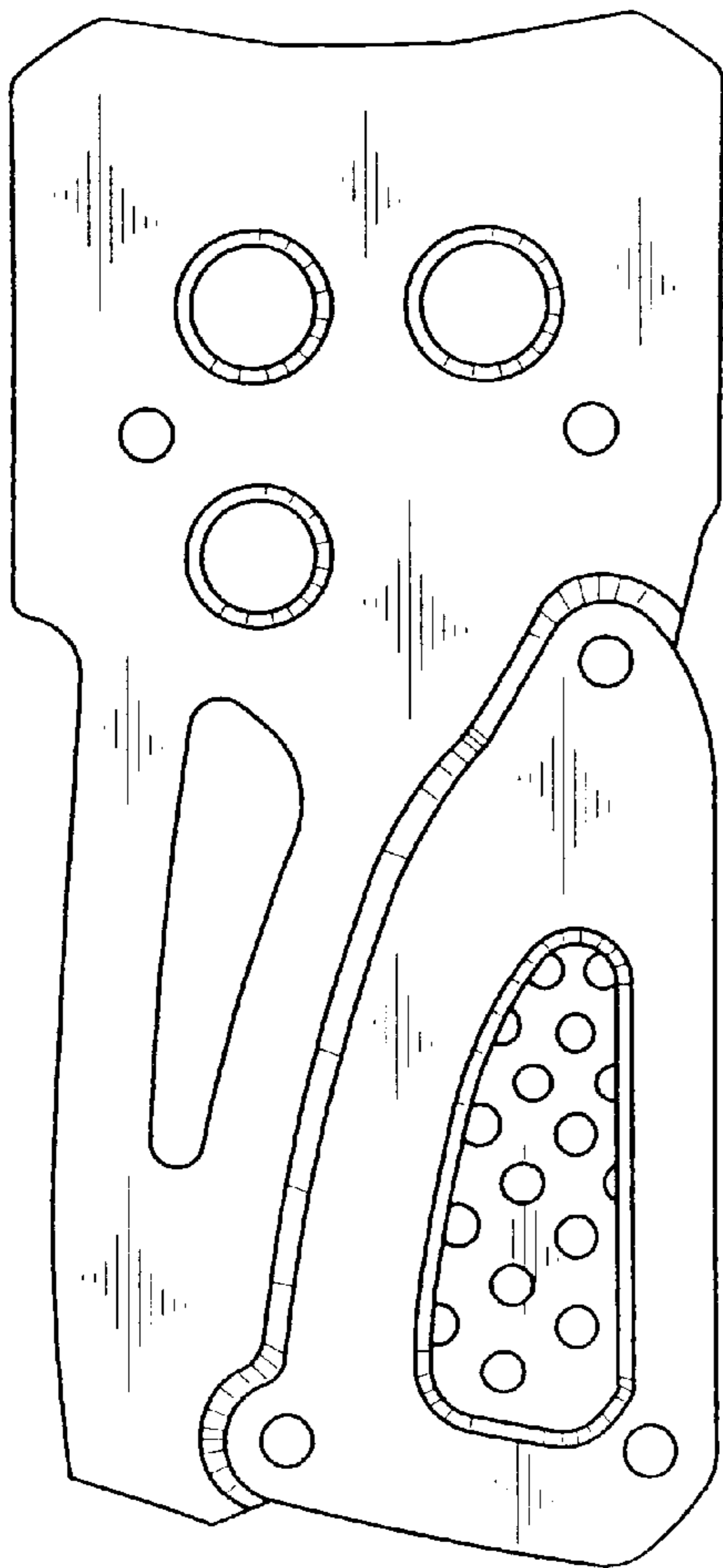


FIG. 5

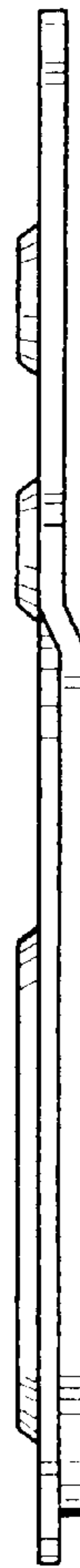


FIG. 6

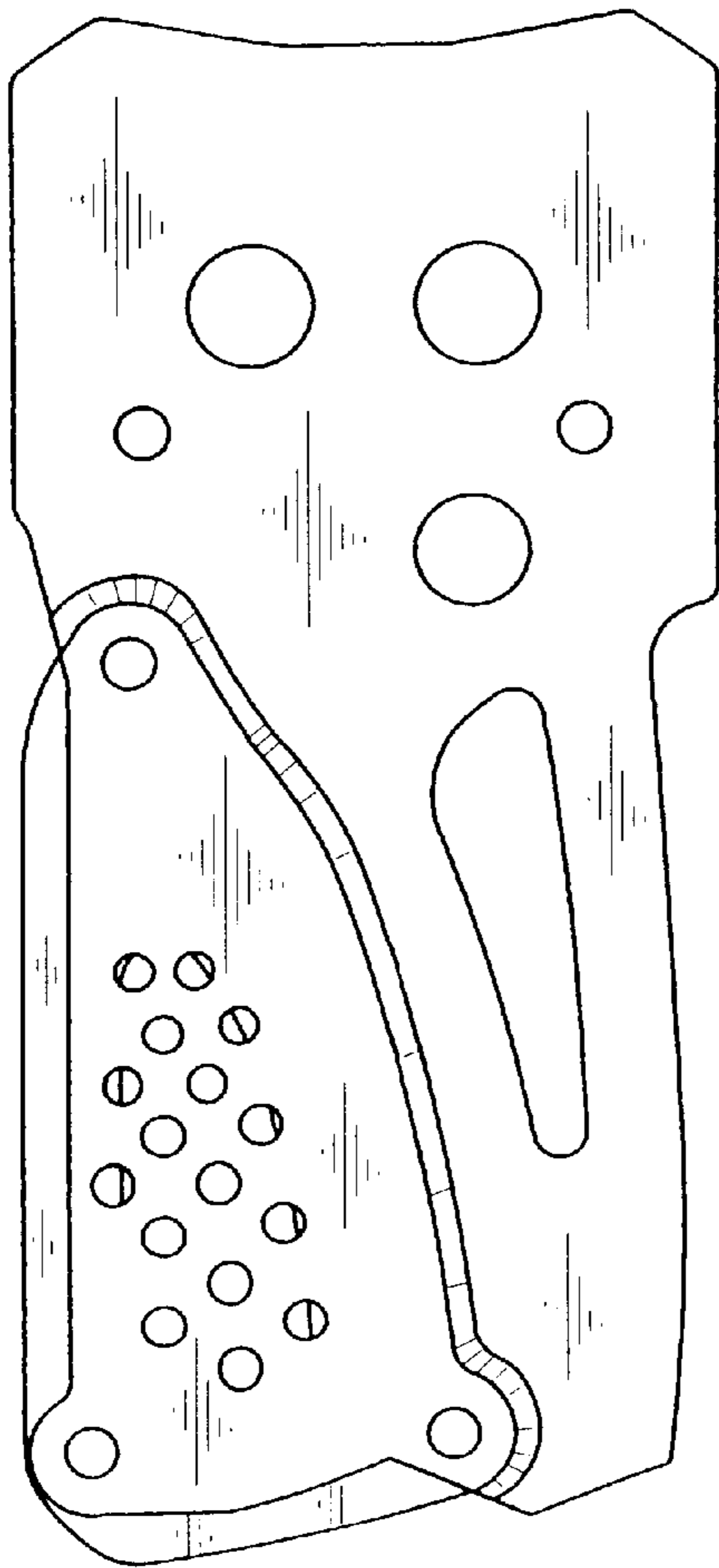


FIG. 7

