



US00D486103S

(12) **United States Design Patent**
Watanabe

(10) **Patent No.:** **US D486,103 S**

(45) **Date of Patent:** **** Feb. 3, 2004**

- (54) **AUTOMOBILE PEDAL COVER**
- (75) Inventor: **Hitoshi Watanabe**, Tokyo (JP)
- (73) Assignee: **Kabushiki Kaisha Carmate**, Tokyo (JP)
- (**) Term: **14 Years**
- (21) Appl. No.: **29/177,661**
- (22) Filed: **Mar. 14, 2003**
- (51) **LOC (7) Cl.** **12-16**
- (52) **U.S. Cl.** **D12/174**
- (58) **Field of Search** D12/174, 125;
74/560-563, 512; 280/259; 403/257

JP	1155386	10/2002
JP	1155387	10/2002
JP	1155648	10/2002
JP	1155649	10/2002
JP	1155650	10/2002

* cited by examiner

Primary Examiner—Melody N. Brown
(74) *Attorney, Agent, or Firm*—Young & Thompson

(57) **CLAIM**

The ornamental design for an automobile pedal cover, as shown and described.

DESCRIPTION

FIG. 1 is a front perspective view with the screw head in the mounted on the moving part of an automobile pedal cover showing my new design;
 FIG. 2 is a front elevational view thereof;
 FIG. 3 is a top plan view thereof;
 FIG. 4 is a bottom plan view thereof;
 FIG. 5 is a right side elevational view thereof;
 FIG. 6 is a rear elevational view thereof;
 FIG. 7 is a left side elevational view thereof; and,
 FIG. 8 is a front view with the moving part in the spread position thereof.
 The broken lines are for illustrative purposes only and form no part of the claimed design.

- (56) **References Cited**
- U.S. PATENT DOCUMENTS
- D424,487 S * 5/2000 Asakura D12/174
- D424,995 S * 5/2000 Asakura D12/174
- D425,839 S * 5/2000 Asakura D12/174
- D431,217 S * 9/2000 Asakura D12/174
- D433,971 S * 11/2000 Shien D12/174
- D444,436 S * 7/2001 Saleen D12/174
- D447,102 S * 8/2001 Saleen D12/174

FOREIGN PATENT DOCUMENTS

JP 1155249 10/2002

1 Claim, 3 Drawing Sheets

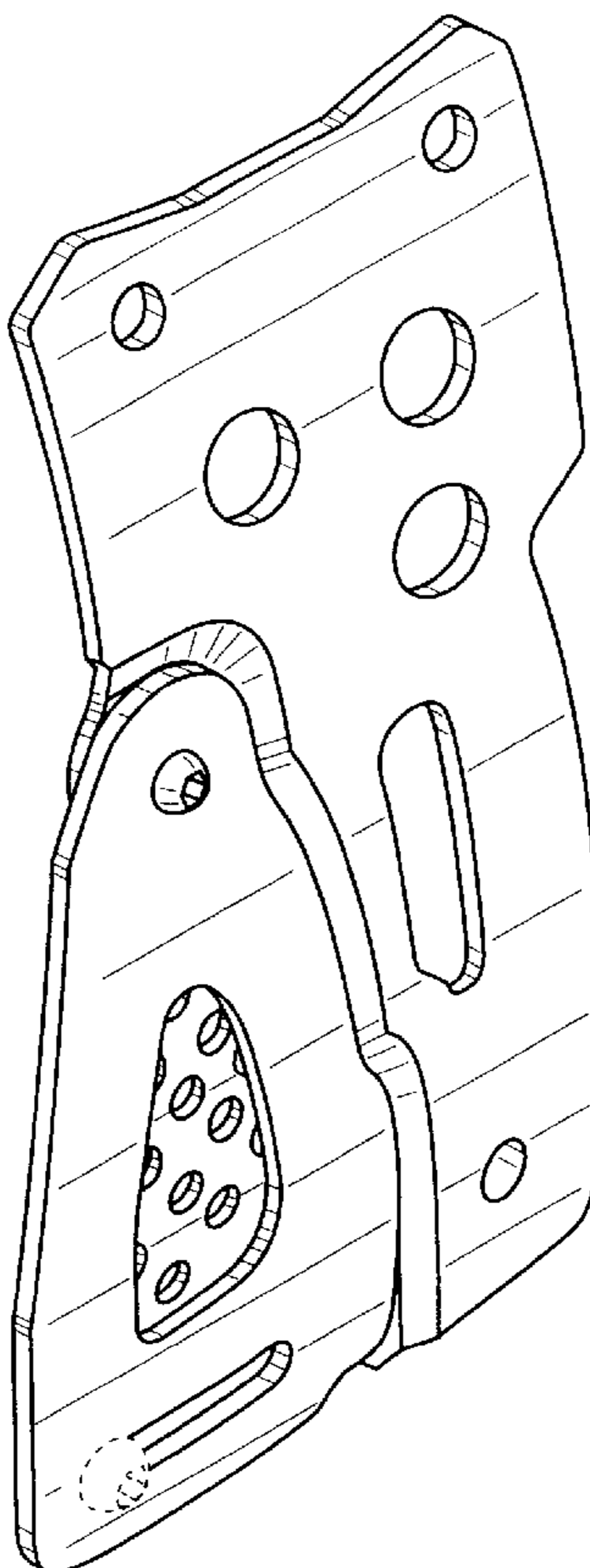


FIG. 1

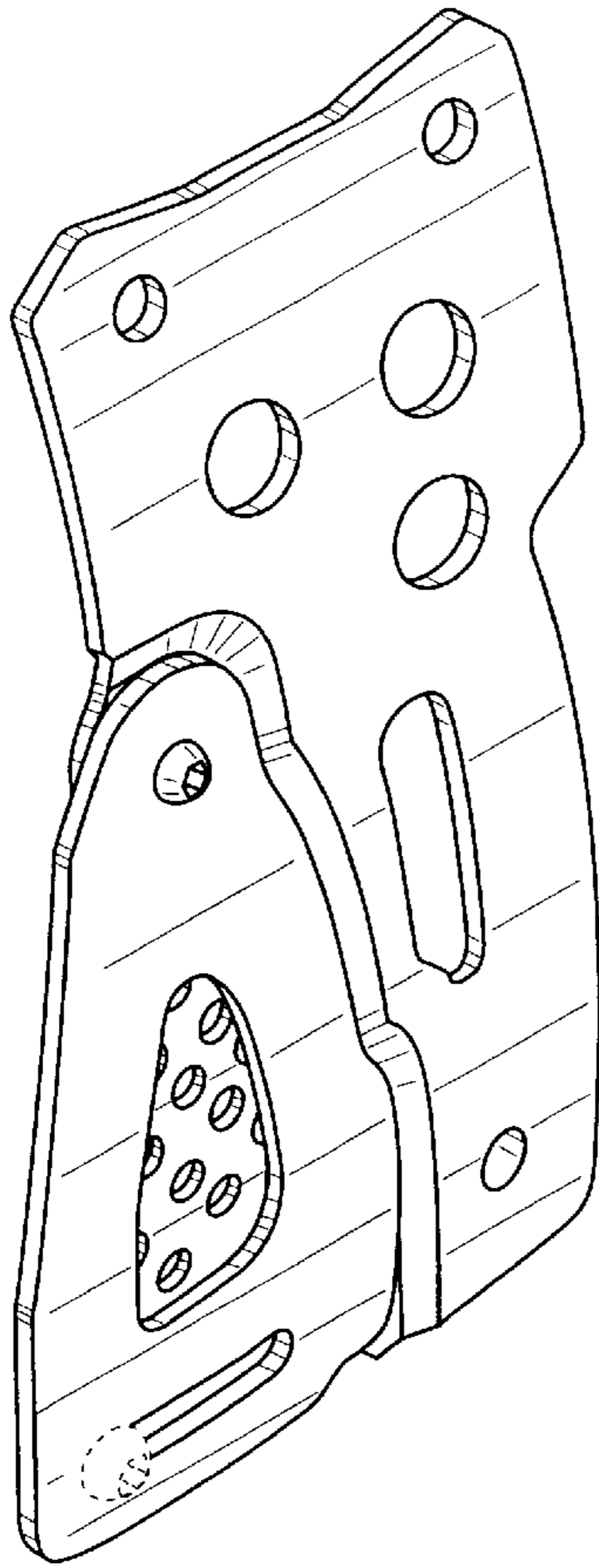


FIG. 2

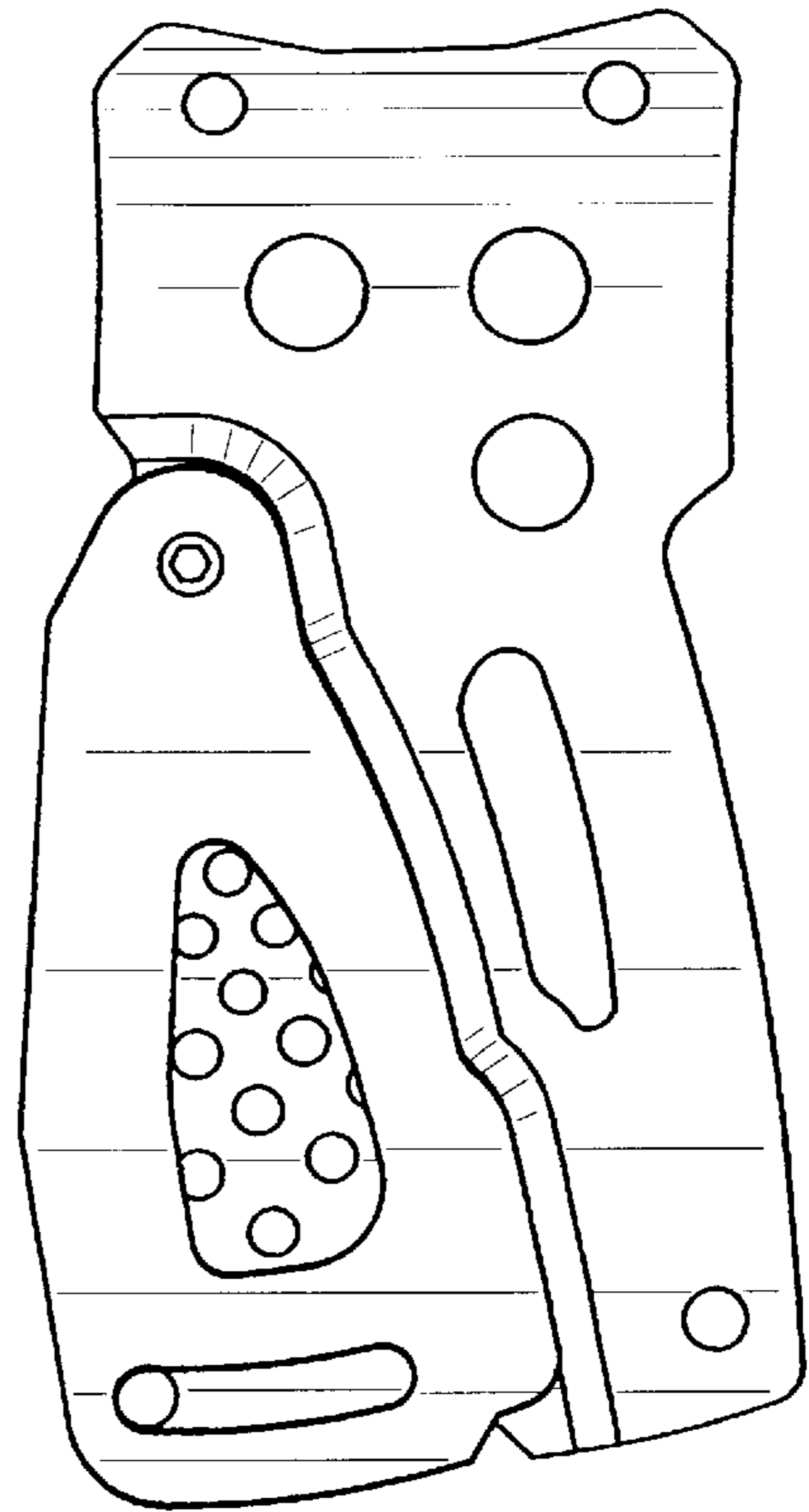


FIG. 3

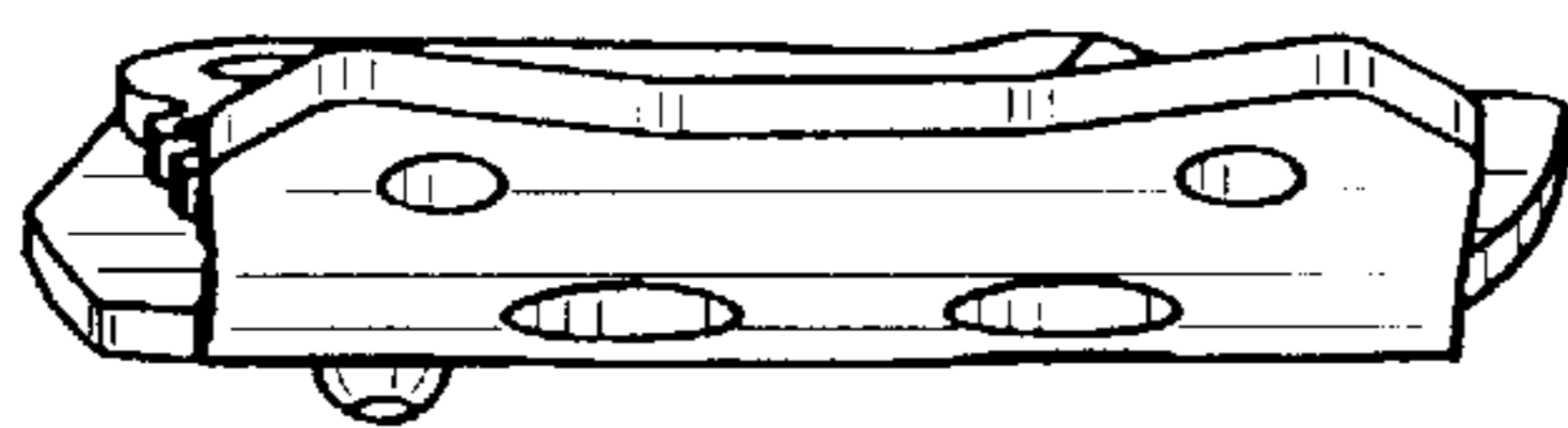


FIG. 4

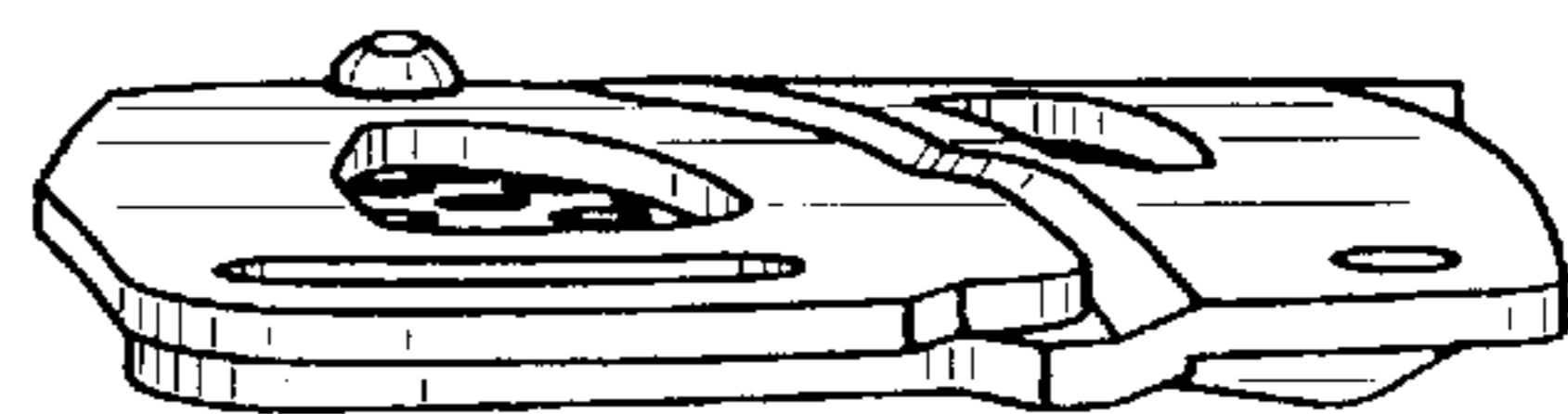


FIG. 5




FIG. 6

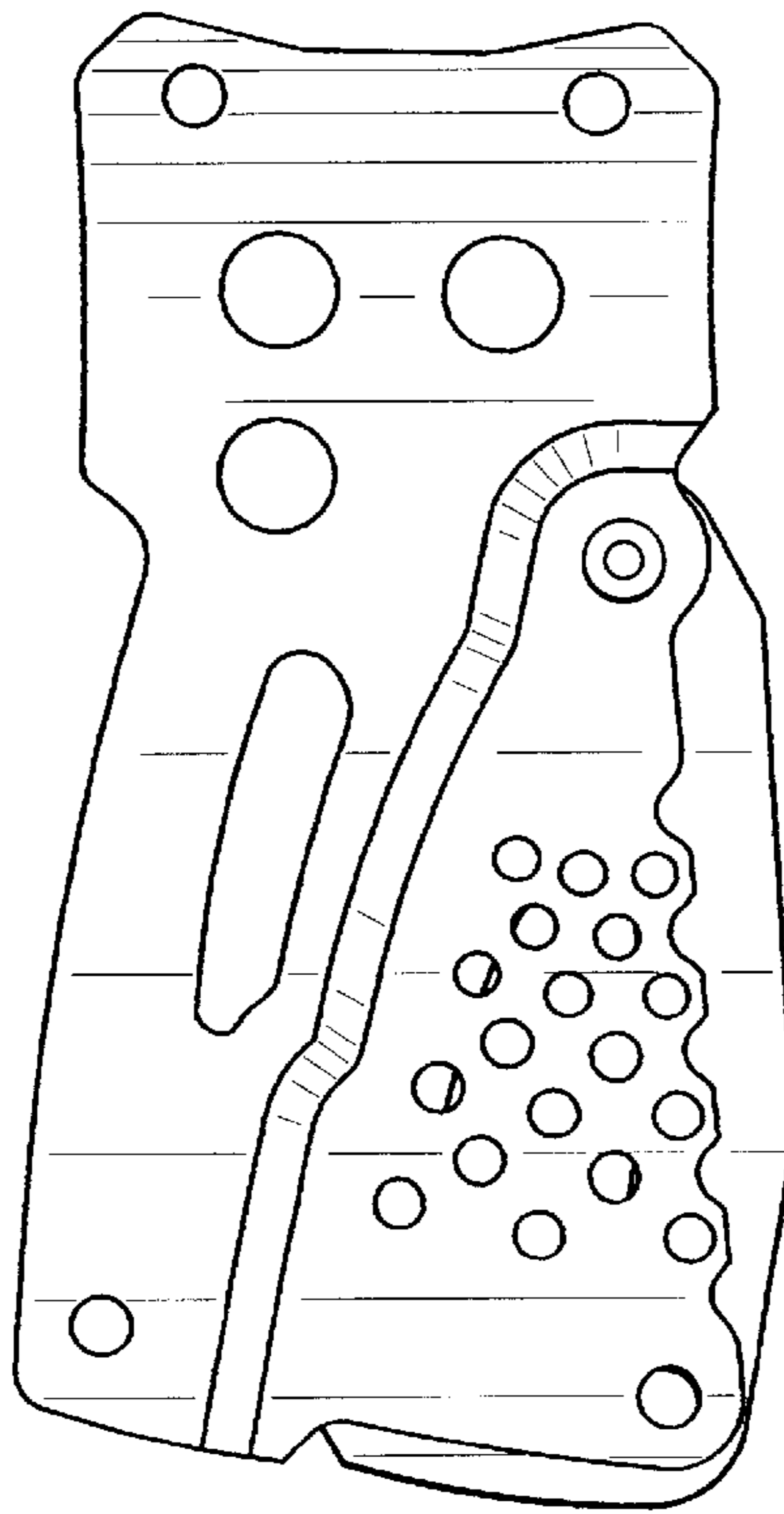


FIG. 7




FIG. 8

