



US00D486101S

(12)

**United States Design Patent**  
**Sun et al.**

(10)

**Patent No.: US D486,101 S**

(45)

**Date of Patent: \*\* Feb. 3, 2004**

(54) **SIDE INTAKE GRILLE FOR AN OVER THE HIGHWAY TRUCK**

(75) Inventors: **Bo Sun**, High Point, NC (US); **Ruben Perfetti**, Greensboro, NC (US); **John Martin**, Madison, NC (US)

(73) Assignee: **Volvo Trucks North America, Inc.**, Greensboro, NC (US)

(\*\*) Term: **14 Years**

(21) Appl. No.: **29/178,359**

(22) Filed: **Mar. 24, 2003**

(51) **LOC (7) Cl. .... 12-16**

(52) **U.S. Cl. .... D12/163**

(58) **Field of Search .... D12/163, 196; 55/385.3; 123/198.5; 180/68.1, 68.3, 68.6, 69.2, 69.21**

(56) **References Cited**

**U.S. PATENT DOCUMENTS**

D293,230 S \* 12/1987 Kawaoka ..... D12/163

D394,035 S \* 5/1998 Stosel et al. .... D12/163

D467,202 S \* 12/2002 Sarmiento et al. .... D12/96

**OTHER PUBLICATIONS**

1 Page section of a story board used by the inventors of the present application depicting competing trucks that were on the market when this design was completed Dec. 31, 1999.

\* cited by examiner

*Primary Examiner*—Melody N. Brown

(74) *Attorney, Agent, or Firm*—Watts Hoffmann Co., L.P.A.

(57) **CLAIM**

The ornamental design for an side intake grille for an over the highway truck, as shown and described.

**DESCRIPTION**

FIG. 1 is a perspective view showing the side intake grille for an over the highway truck of our new design;

FIG. 2 is a perspective view of the new side intake grille;

FIG. 3 is a front elevational view of the new side intake grille;

FIG. 4 is a left side elevational view of the new side intake grille;

FIG. 5 is a right side elevational view of the new side intake grille;

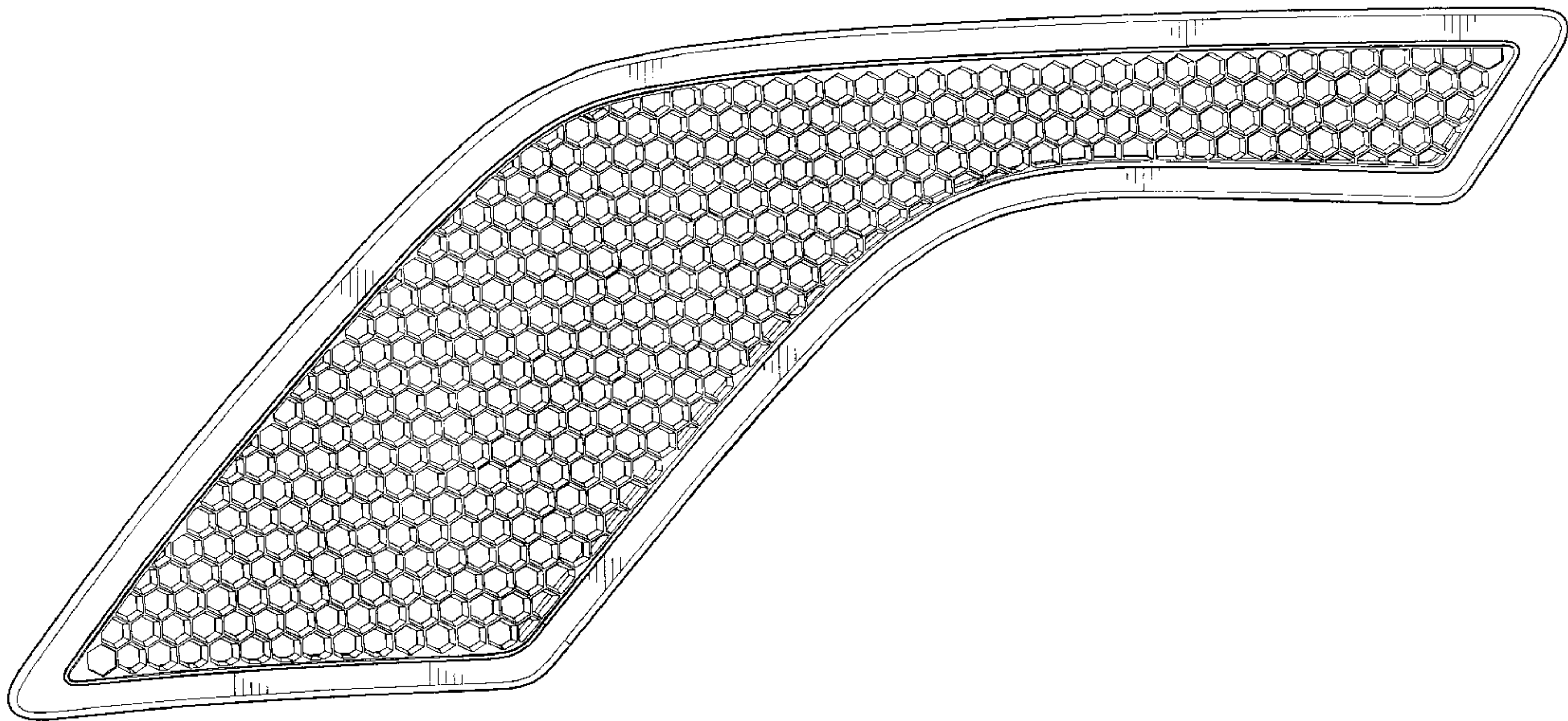
FIG. 6 is rear elevational view of the new side intake grille;

FIG. 7. is a top plan view of the new side intake grille; and,

FIG. 8 is a bottom plan view of the new side intake grille.

The broken lines shown are for illustrative purposes only and form no part of the claimed design.

1 Claim, 4 Drawing Sheets



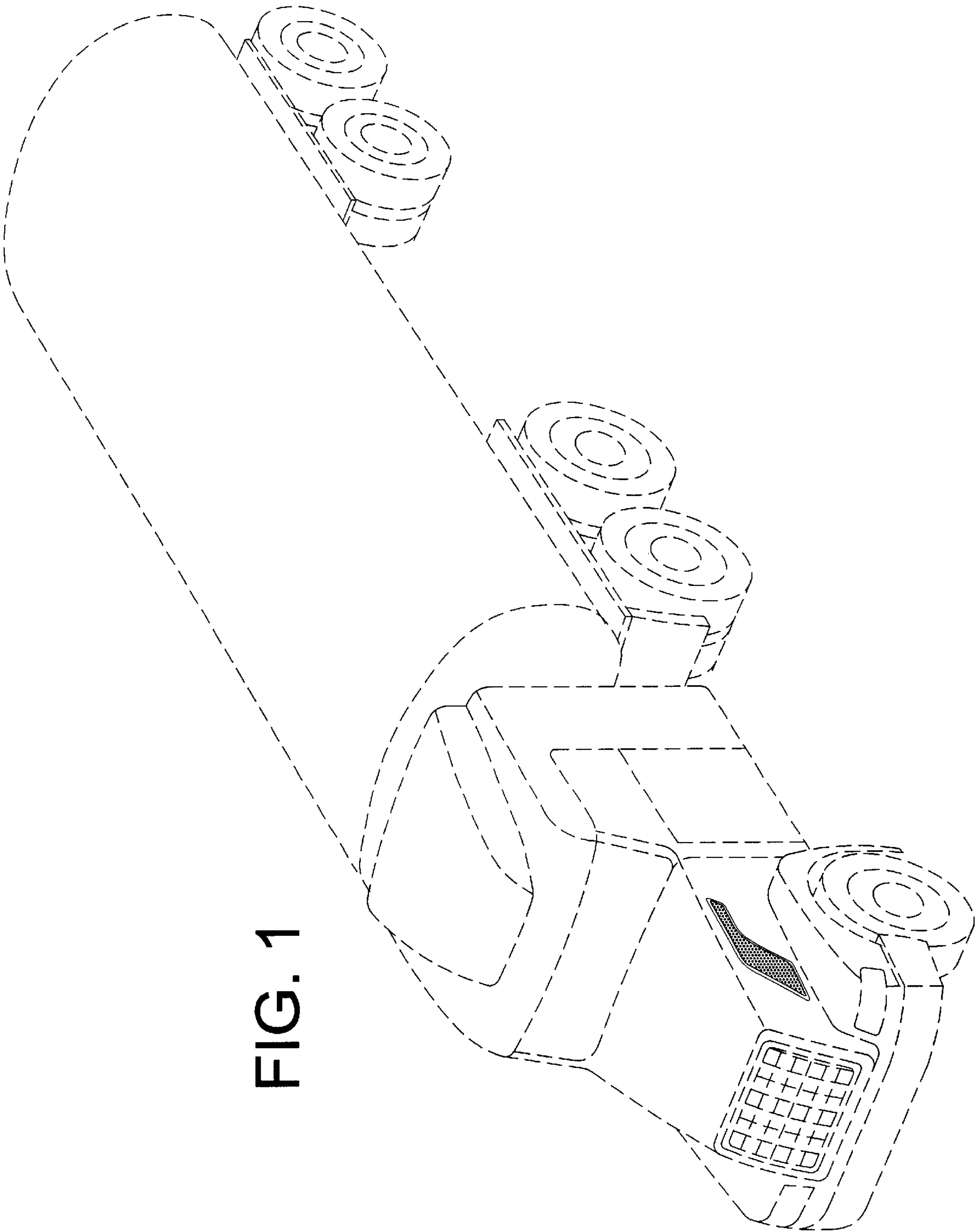


FIG. 1

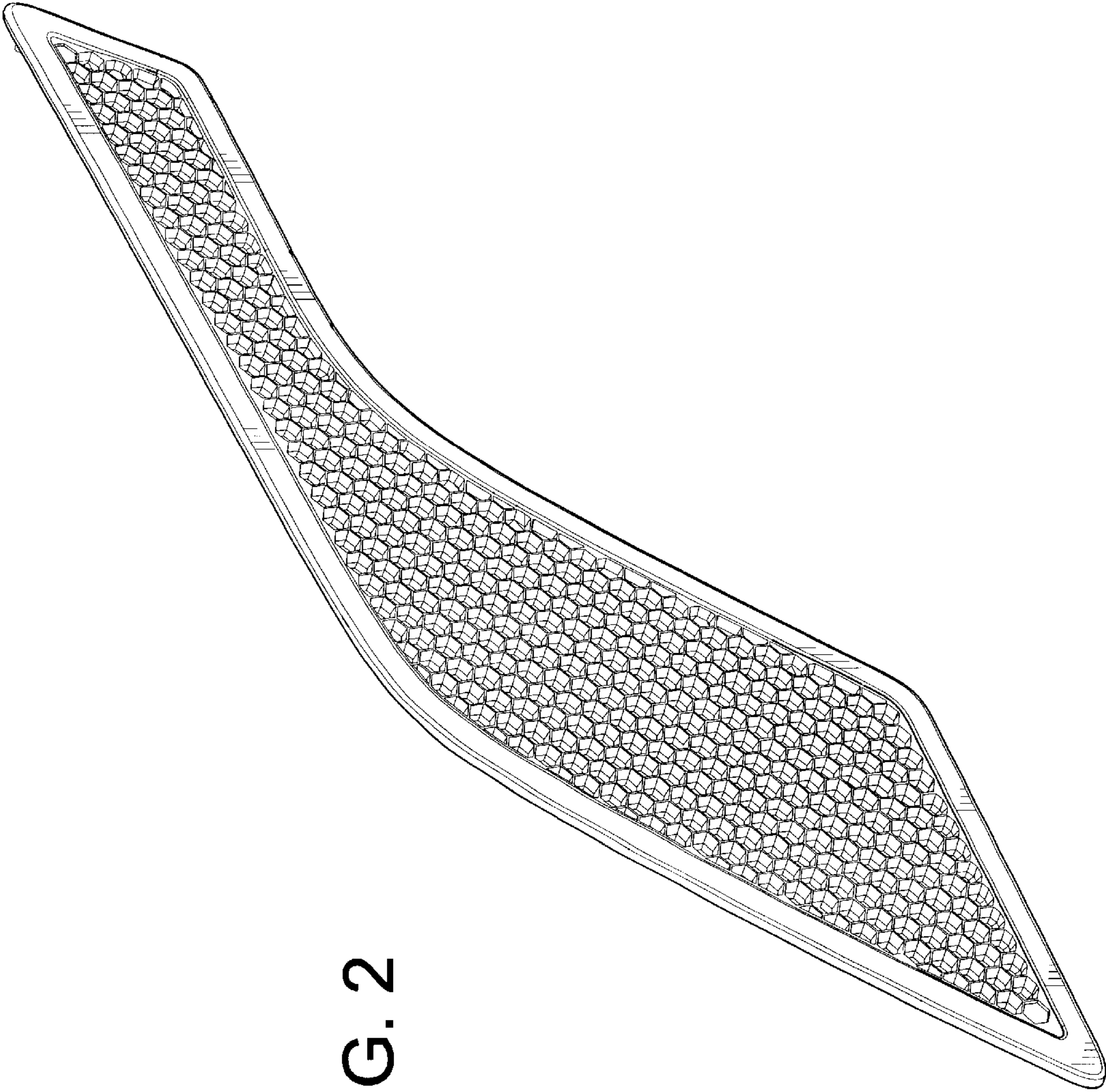


FIG. 2





FIG. 5

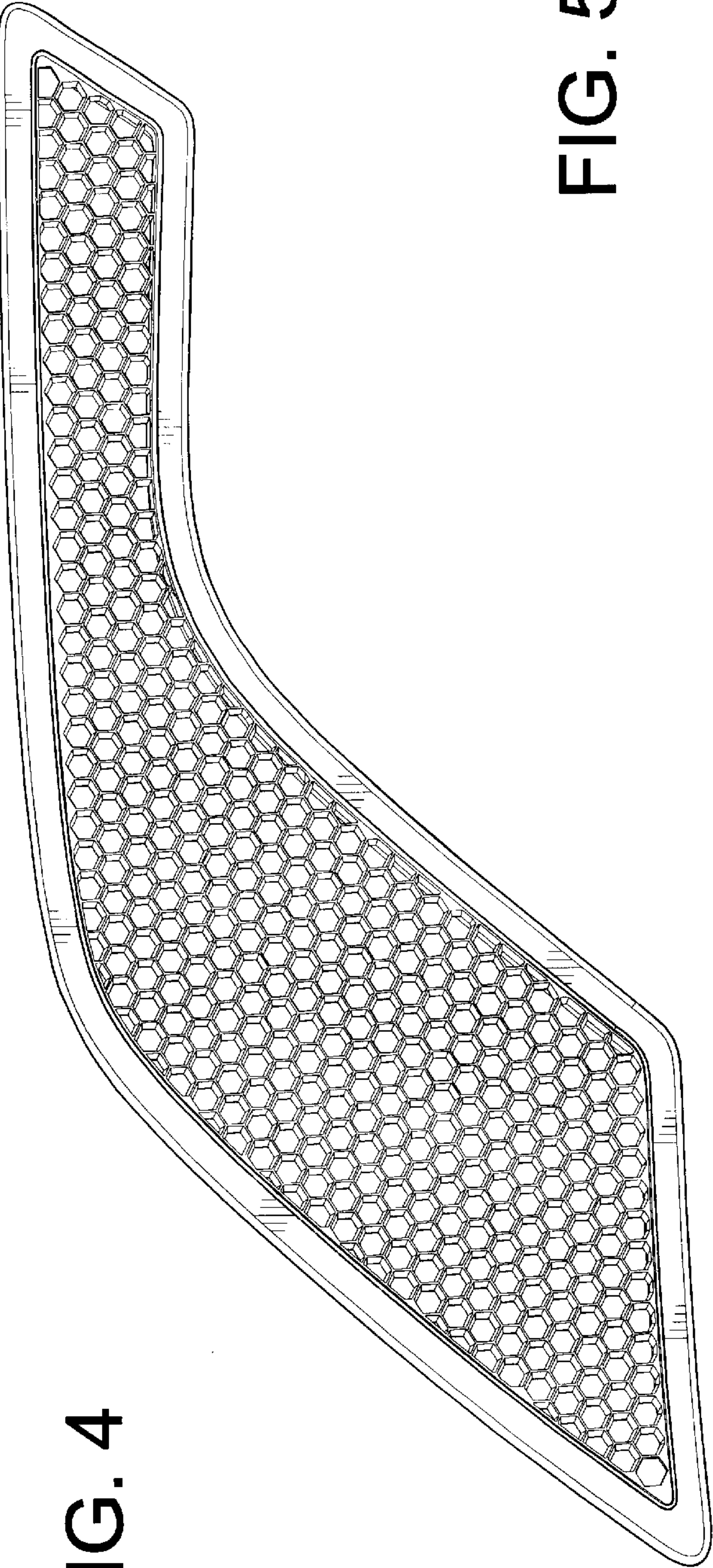


FIG. 4



FIG. 3



FIG. 7

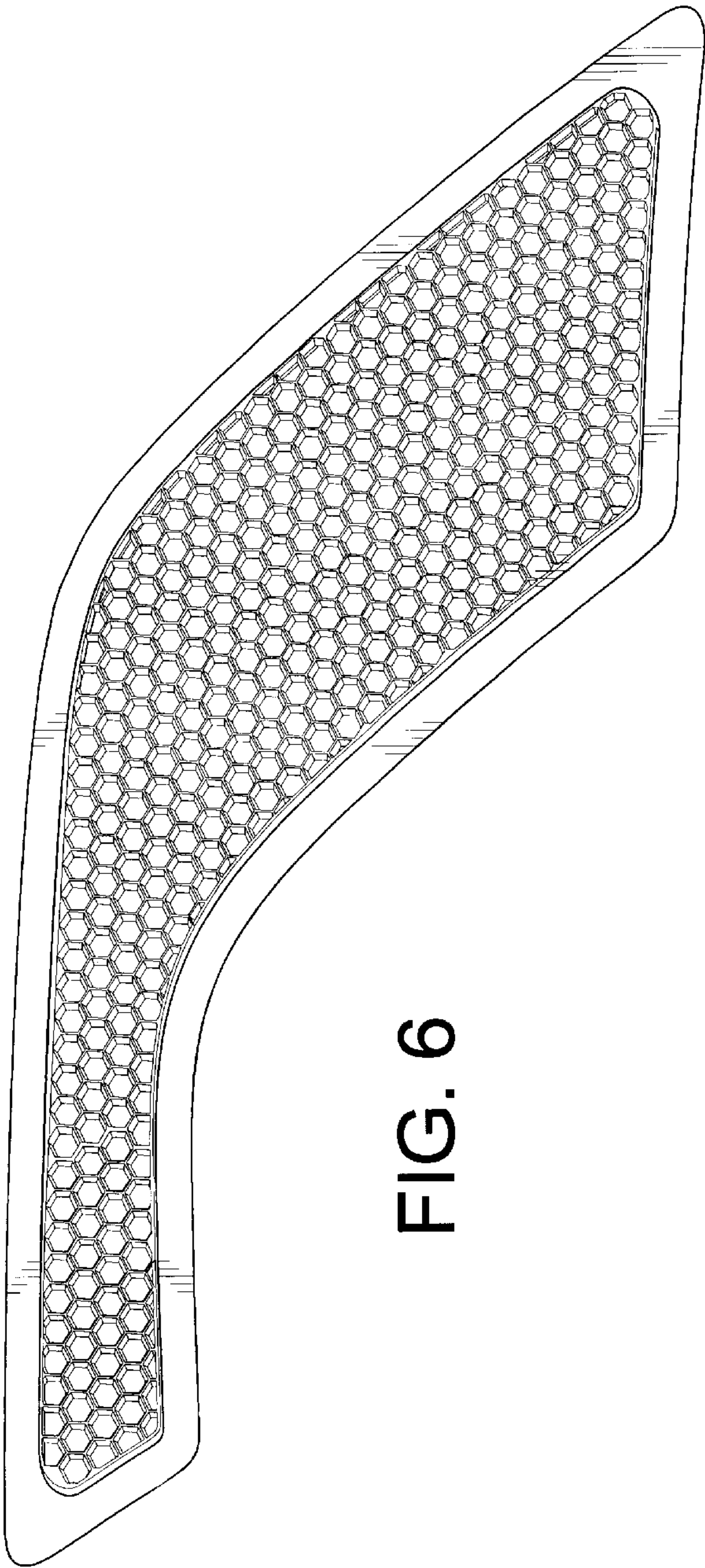


FIG. 6

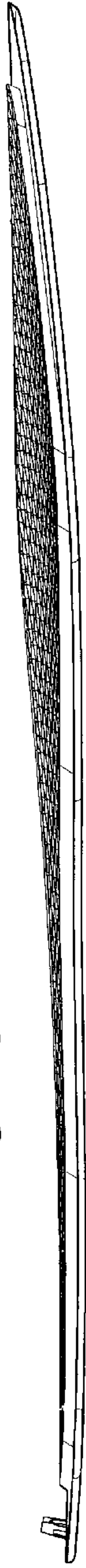


FIG. 8