



US00D486091S

(12) **United States Design Patent**  
**Pachachi**

(10) **Patent No.:** **US D486,091 S**

(45) **Date of Patent:** **\*\* Feb. 3, 2004**

(54) **EARRING**

(75) **Inventor:** **Reema Pachachi, London (GB)**

(73) **Assignee:** **De Beers LV Ltd., London (GB)**

(\*\*) **Term:** **14 Years**

(21) **Appl. No.:** **29/170,782**

(22) **Filed:** **Nov. 12, 2002**

(51) **LOC (7) Cl.** ..... **11-01**

(52) **U.S. Cl.** ..... **D11/40**

(58) **Field of Search** ..... D11/1-3, 6, 9-11,  
D11/12, 17, 22, 26, 29, 34-35, 40-50,  
53-79, 81, 84, 95, 99, 103, 108; 63/1.13,  
12-13, 14.1-14.9, 20, 22-23, 26-28, 35,  
43

(56) **References Cited**

**U.S. PATENT DOCUMENTS**

D166,977 S \* 6/1952 Katz ..... D11/40  
2,880,487 A \* 4/1959 Ryan ..... D11/40

D301,318 S \* 5/1989 Yoshida ..... D11/79  
D324,188 S \* 2/1992 Royer ..... D11/75  
D354,927 S \* 1/1995 Andrau ..... D11/40

\* cited by examiner

*Primary Examiner*—Cathy Anne MacCormac

(74) *Attorney, Agent, or Firm*—Clifford W. Browning;  
Woodard, Emhardt, Moriarty, McNett & Henry LLP


(57) **CLAIM**


The ornamental design for an earring, as shown and described.

**DESCRIPTION**


FIG. 1 is a front view of an earring, showing my new design;  
FIG. 2 is a rear view thereof;  
FIG. 3 is a top view thereof;  
FIG. 4 is a bottom view thereof;  
FIG. 5 is a right side view thereof;  
FIG. 6 is a left side view thereof; and,  
FIG. 7 is a perspective view thereof.

**1 Claim, 1 Drawing Sheet**

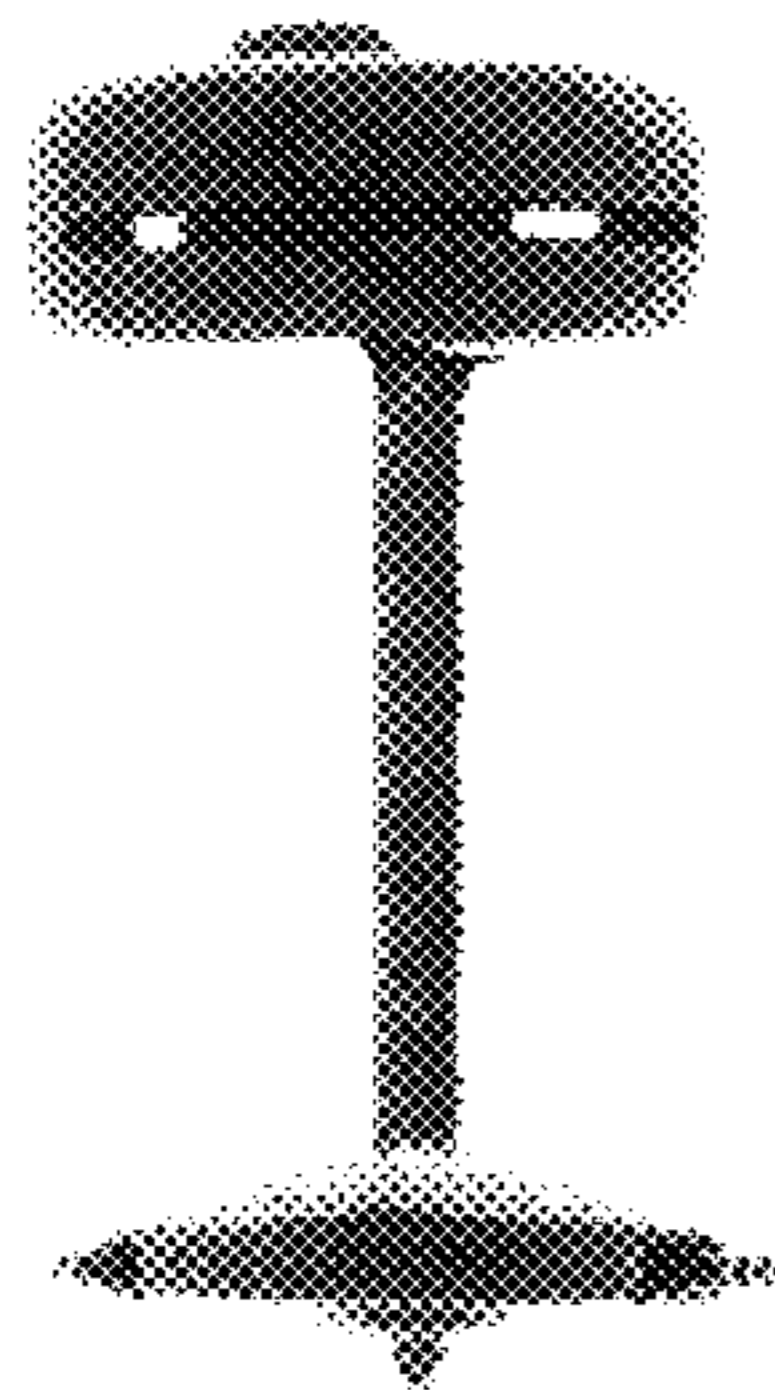





**Fig. 1**



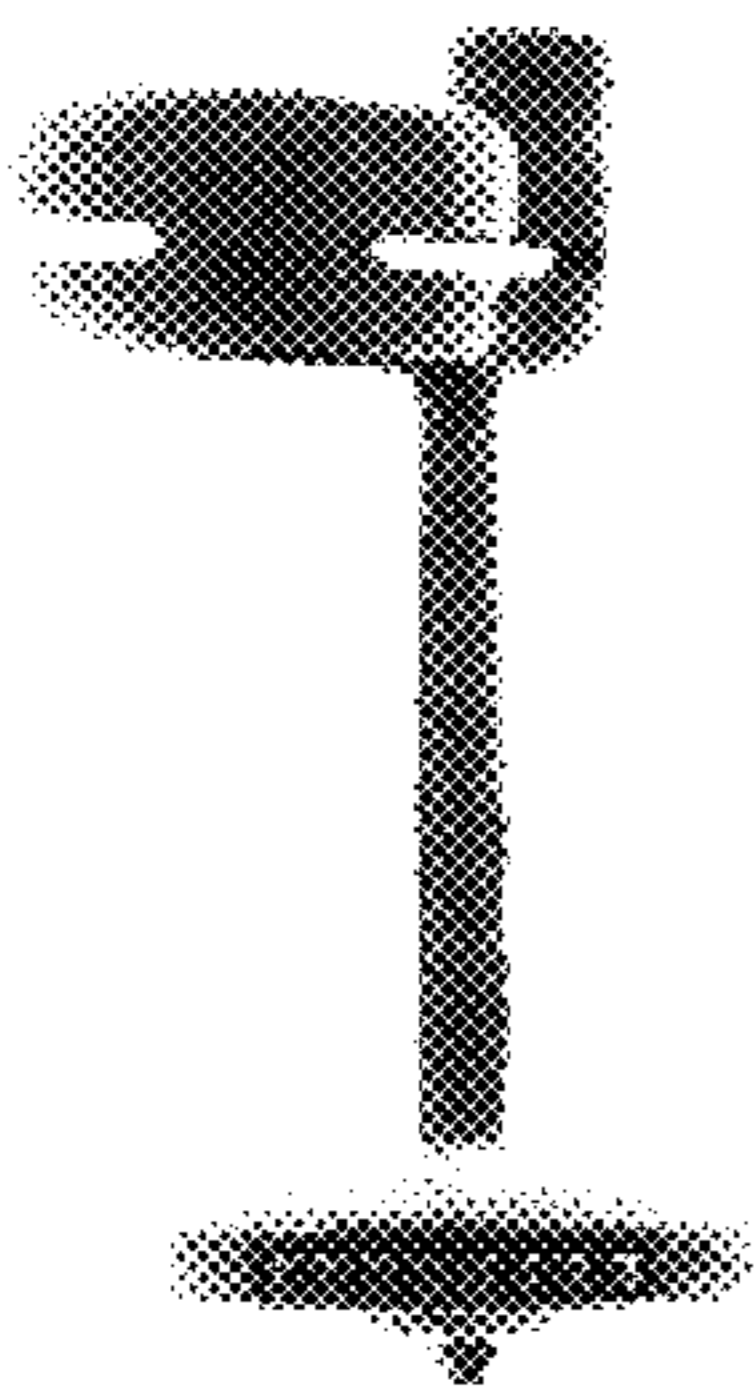
**Fig. 2**



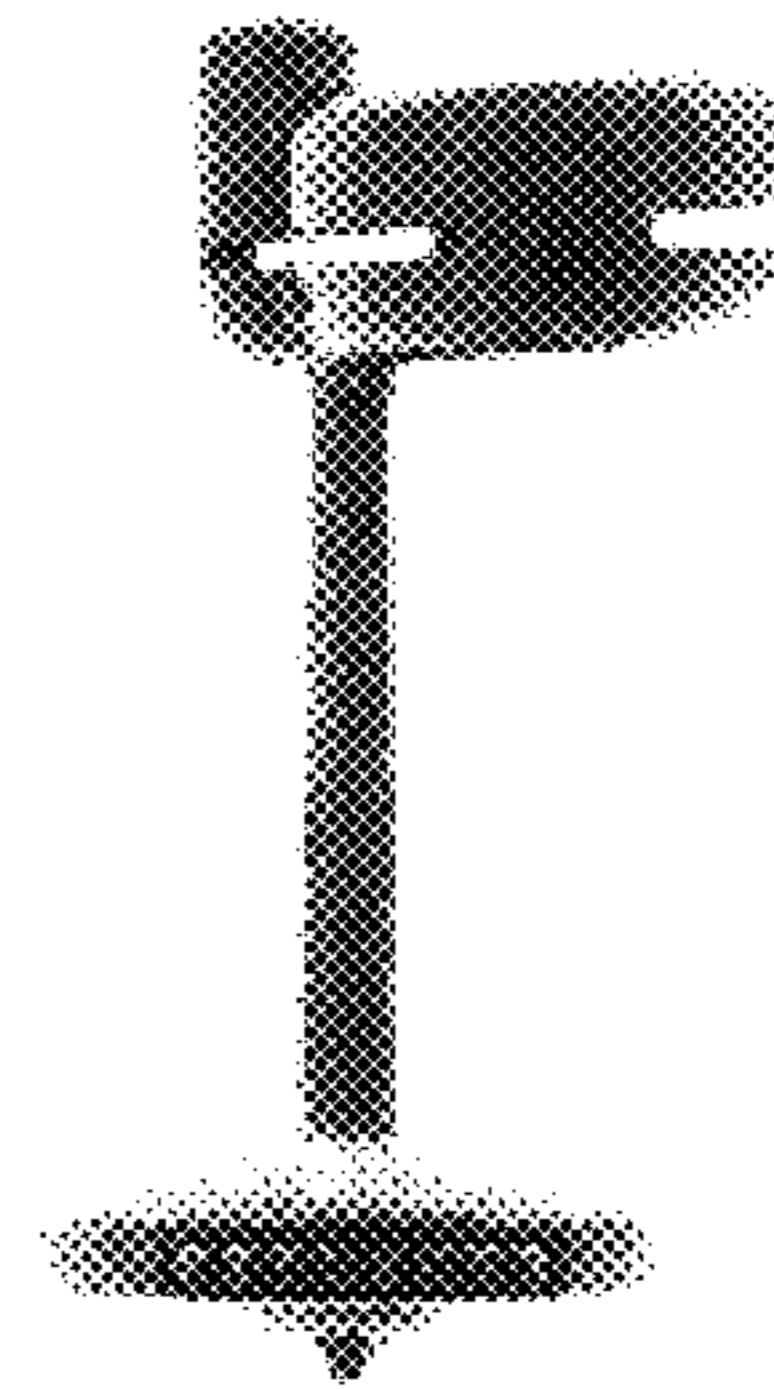
**Fig. 3**




**Fig. 4**



**Fig. 5**



**Fig. 6**



**Fig. 7**