



US00D486083S

(12) **United States Design Patent**
Laverick et al.

(10) **Patent No.:** **US D486,083 S**

(45) **Date of Patent:** **** Feb. 3, 2004**

(54) **HANDHELD NAVIGATION DEVICE**

(75) Inventors: **David Laverick**, Overland Park, KS
(US); **Jonathan C. Burrell**, Olathe, KS
(US); **David Lammers-Meis**, Prairie
Village, KS (US)

(73) Assignee: **Garmin Ltd.** (KY)

(**) Term: **14 Years**

(21) Appl. No.: **29/176,900**

(22) Filed: **Feb. 28, 2003**

(51) **LOC (7) Cl.** **10-04**

(52) **U.S. Cl.** **D10/65**

(58) **Field of Search** D10/65; 340/988,
340/539; 342/419, 357, 439, 457; 348/515;
701/200-215, 35, 300; 345/441; 463/46

(56) **References Cited**

U.S. PATENT DOCUMENTS

D365,032 S	12/1995	Laverick et al.	D10/78
D365,292 S	12/1995	Laverick et al.	D10/78
D384,661 S	10/1997	Burrell et al.	D14/137
D395,250 S	6/1998	Kabler et al.	D10/65
D426,481 S	6/2000	Laverick	D10/103

D427,919 S	7/2000	Laverick et al.	D10/65
D440,505 S	4/2001	Laverick	D10/65
D456,289 S	4/2002	Laverick	D10/65
D456,394 S	4/2002	Laverick et al.	D14/248
D456,794 S	5/2002	Laverick et al.	D14/136
D461,134 S	* 8/2002	Eckelberger	D10/65
D473,537 S	4/2003	Lammers-Meis	D14/188

* cited by examiner

Primary Examiner—Antoine Duval Davis

(74) *Attorney, Agent, or Firm*—Devon A. Rolf

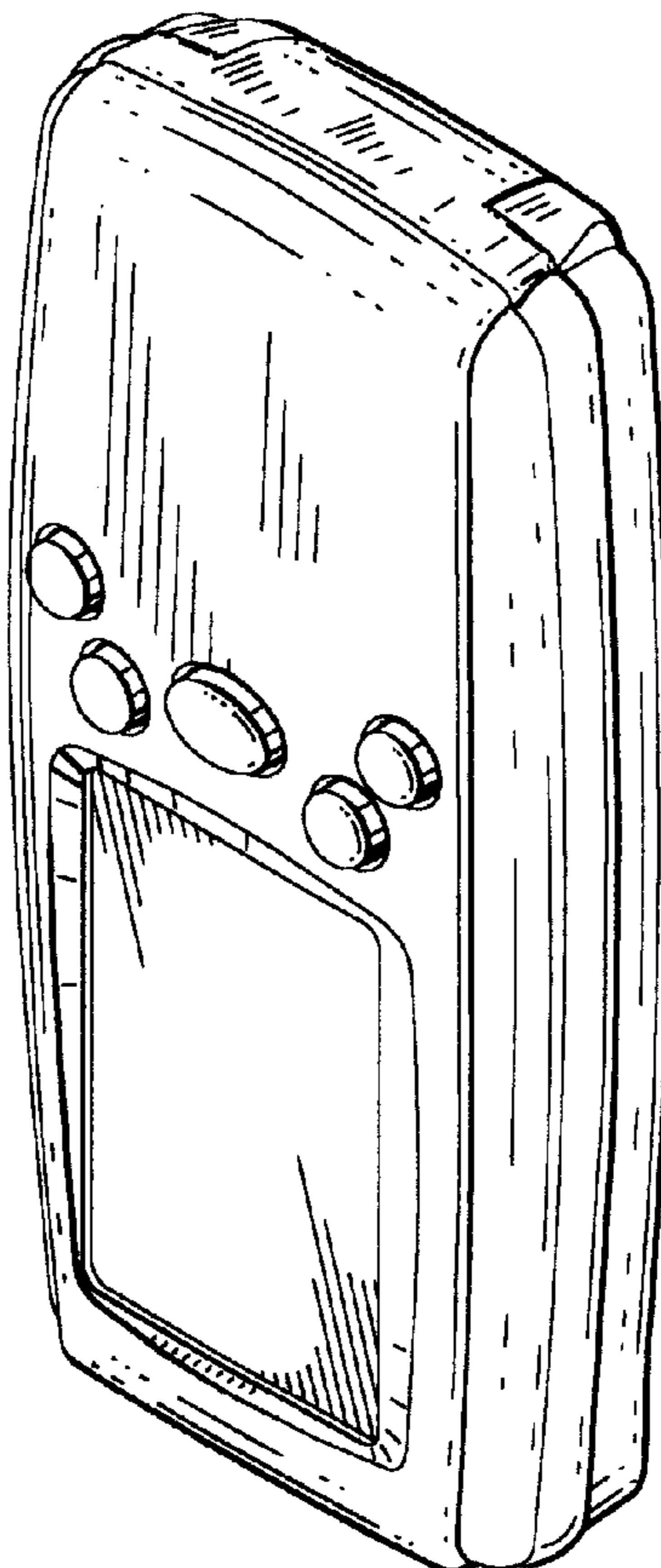
(57) **CLAIM**

The ornamental design for a handheld navigation device, as shown and described.

DESCRIPTION

FIG. 1 is a front perspective view of a handheld navigation device according to the present invention;
FIG. 2 is a front elevational view thereof;
FIG. 3 is a top plan view thereof;
FIG. 4 is a rear elevational view thereof;
FIG. 5 is a right side view thereof, with the left side being a mirror image; and,
FIG. 6 is a bottom plan view thereof.

1 Claim, 2 Drawing Sheets



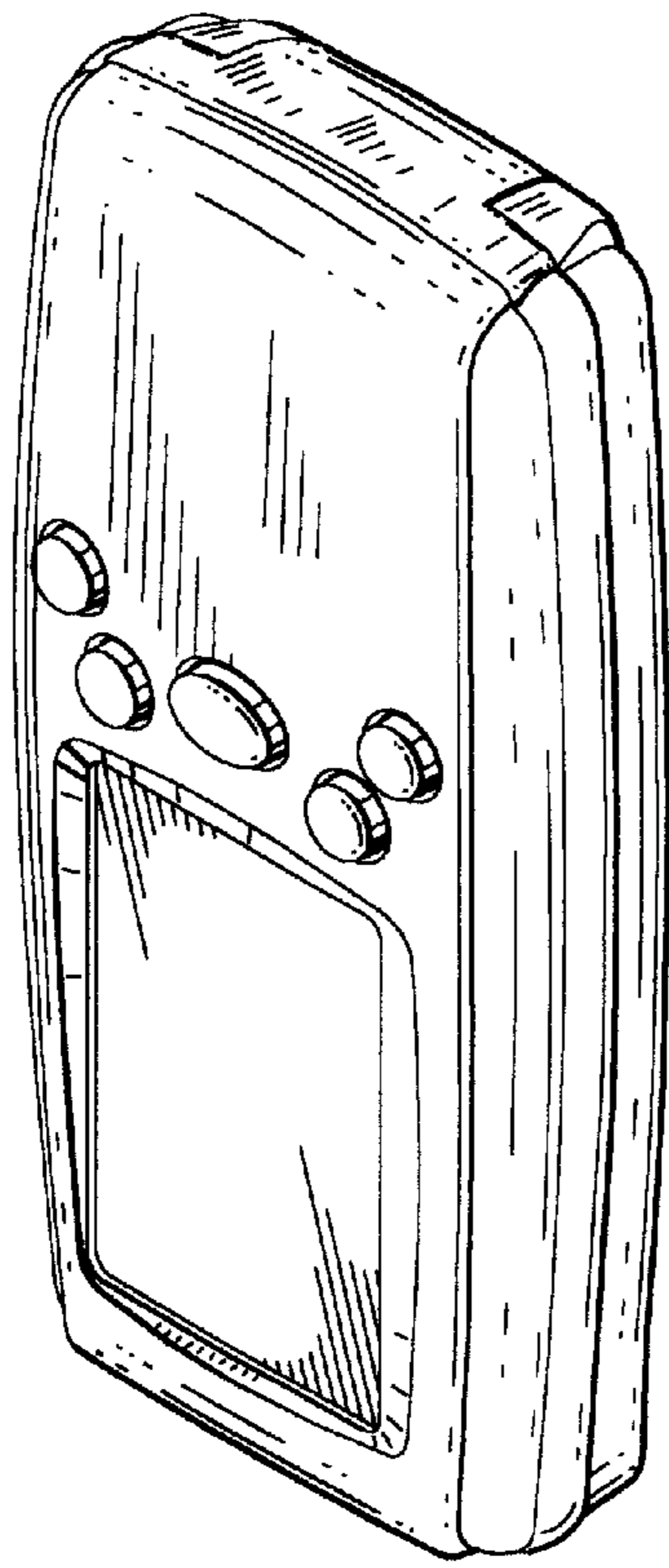


Fig. 1.

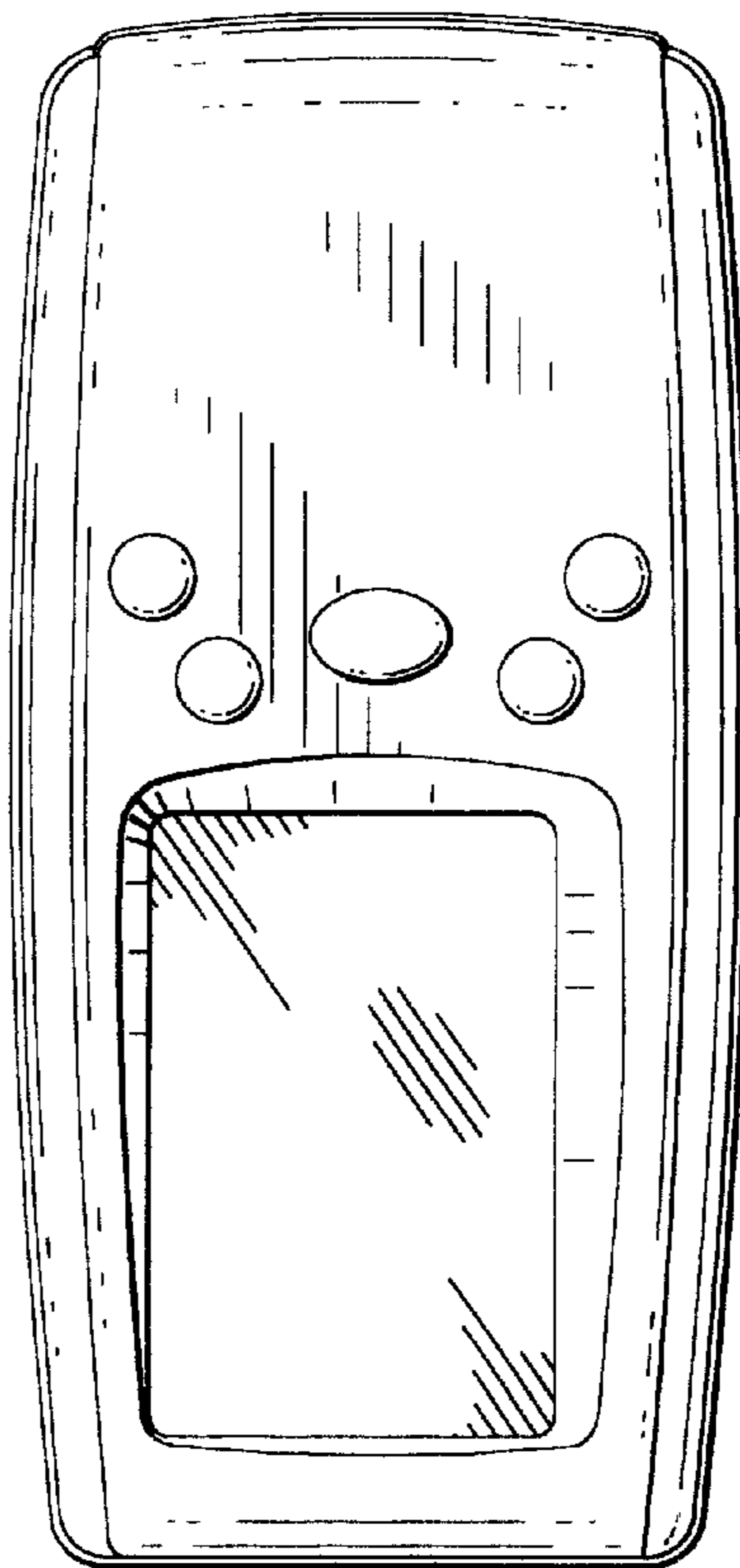


Fig. 2.

Fig. 3.

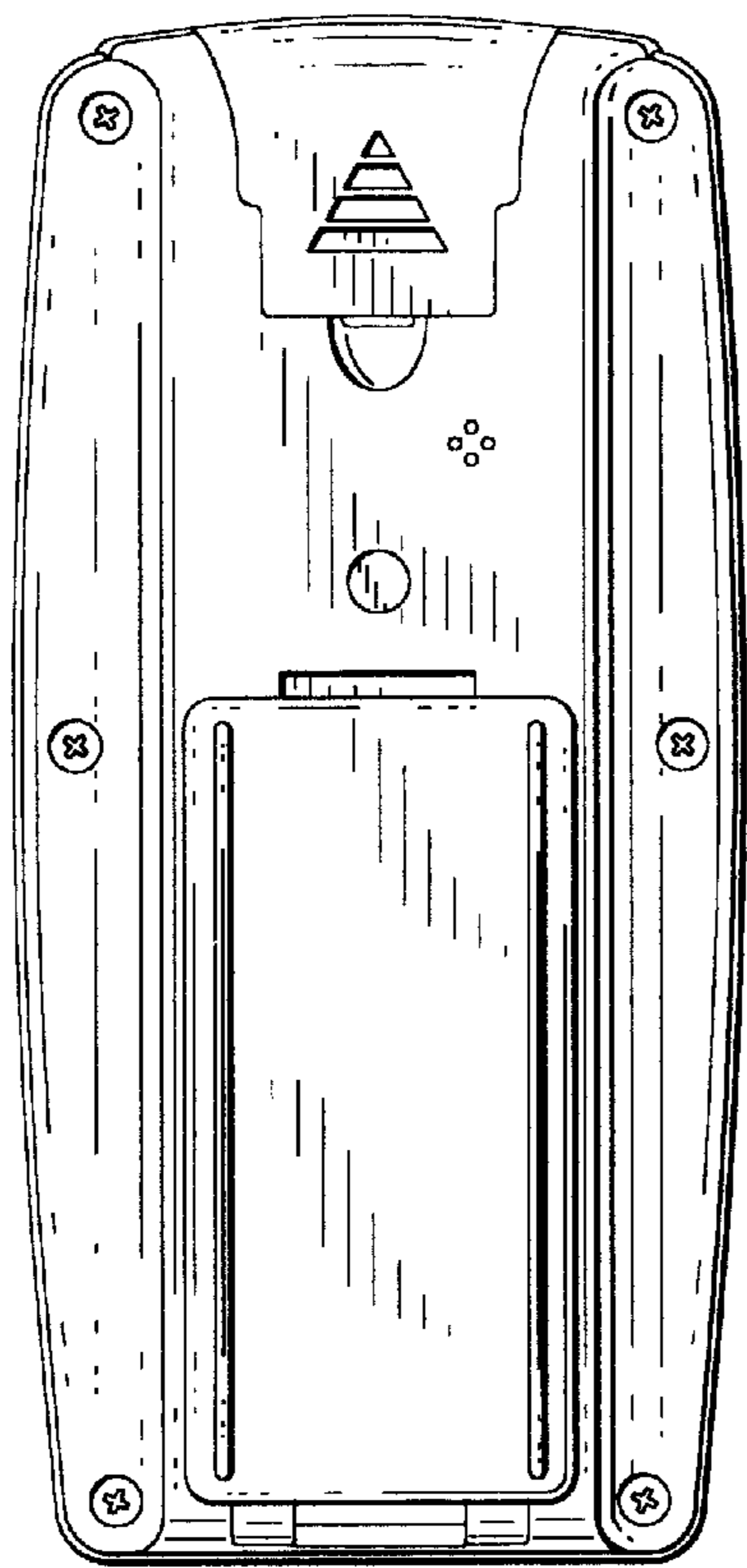



Fig. 4.

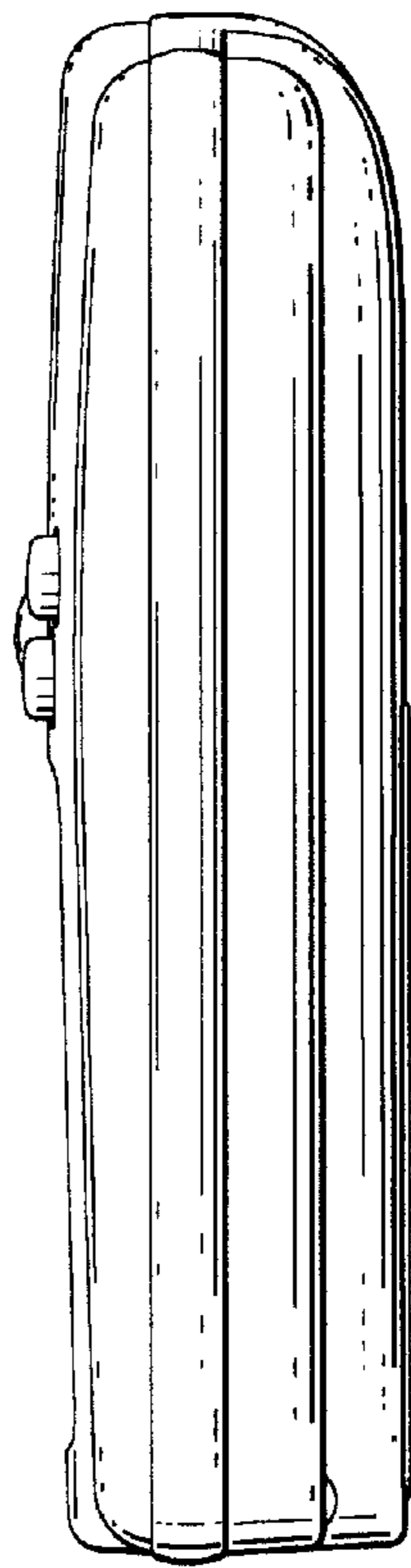


Fig. 5.

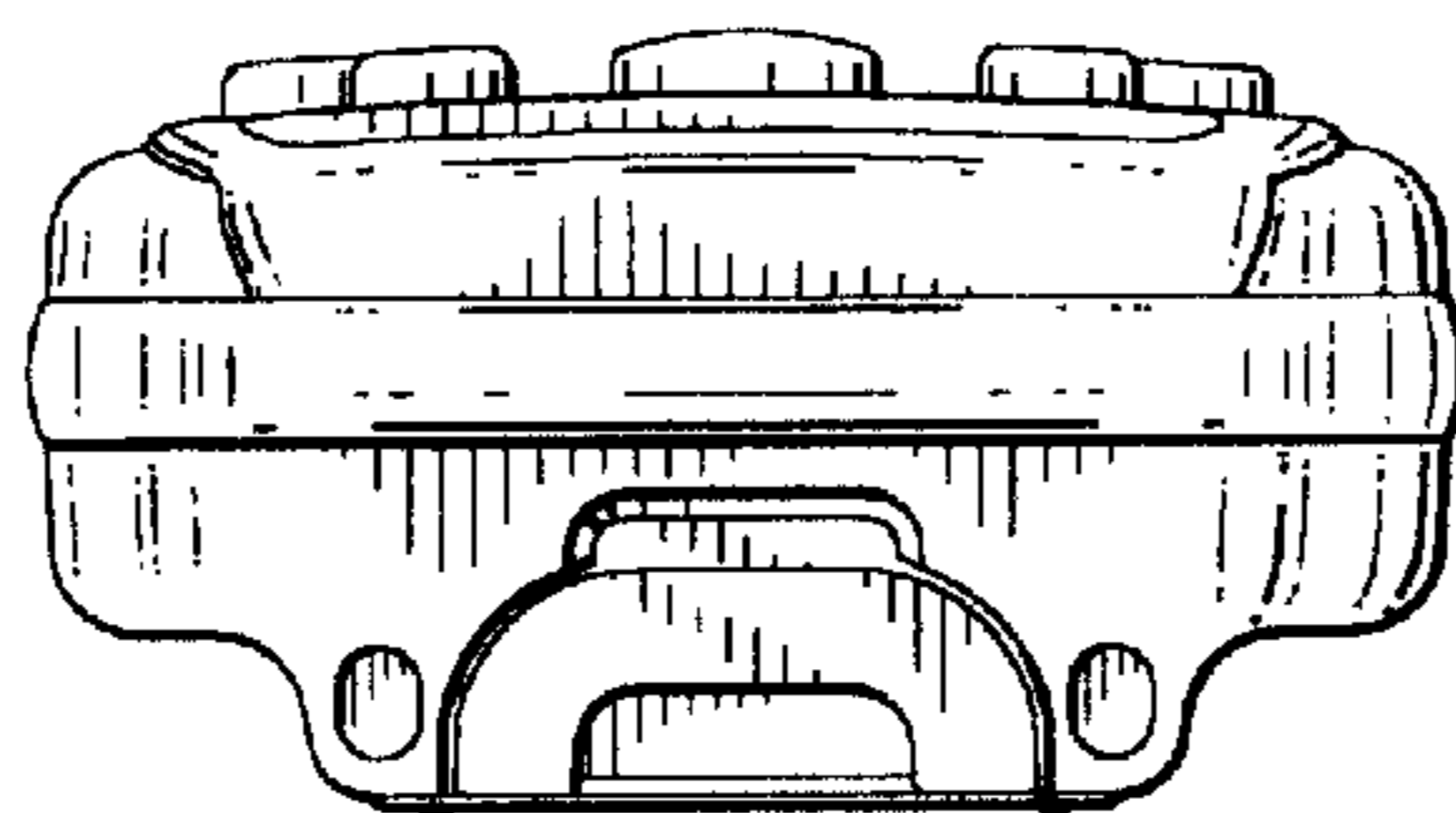


Fig. 6.