



US00D486075S

(12) **United States Design Patent**
Frank

(10) **Patent No.:** **US D486,075 S**

(45) **Date of Patent:** **** Feb. 3, 2004**

(54) **PORTION OF A WATCH**

(75) Inventor: **Philip Andrew Frank**, Portland, OR
(US)

(73) Assignee: **Nike, Inc.**, Beaverton, OR (US)

(**) Term: **14 Years**

(21) Appl. No.: **29/182,115**

(22) Filed: **May 21, 2003**

(51) **LOC (7) Cl.** **10-02**

(52) **U.S. Cl.** **D10/38**

(58) **Field of Search** D10/1-40, 122-132;
368/280-282, 276-277, 285, 294-295,
239-242

(56) **References Cited**

U.S. PATENT DOCUMENTS

D31,673 S	*	10/1899	Pank	D10/126
D172,442 S		6/1954	Richter		
3,439,492 A	*	4/1969	Gravenson	D10/126
3,735,585 A		5/1973	Takaji		
D309,577 S		7/1990	Takeichi		
D333,102 S		2/1993	Burgener		
D394,391 S	*	5/1998	Bruce et al.	D10/30
D394,394 S	*	5/1998	Bruce et al.	D10/30
D407,030 S	*	3/1999	Toyoshima et al.	D10/39
D415,433 S	*	10/1999	Riley et al.	D10/30
D431,194 S		9/2000	Pequignet		
D434,333 S	*	11/2000	Riley et al.	D10/30

D445,041 S	*	7/2001	Tan et al.	D10/32
D449,997 S		11/2001	Blauner et al.		
D471,469 S	*	3/2003	Vanderbeek et al.	D10/30
D472,159 S		3/2003	Pequignet		
D472,819 S	*	4/2003	Streltsov	D10/30

OTHER PUBLICATIONS

Spring Catalog Nike Time Ware, p. 17, published Oct. 2001.

* cited by examiner

Primary Examiner—Nelson C. Holtje

(74) *Attorney, Agent, or Firm*—Banner & Witcoff, Ltd.

(57) **CLAIM**

The ornamental design for a portion of a watch, as shown and described.

DESCRIPTION

FIG. 1 is a front view of a portion of a watch showing my new design;

FIG. 2 is a perspective view thereof;

FIG. 3 is a side view thereof;

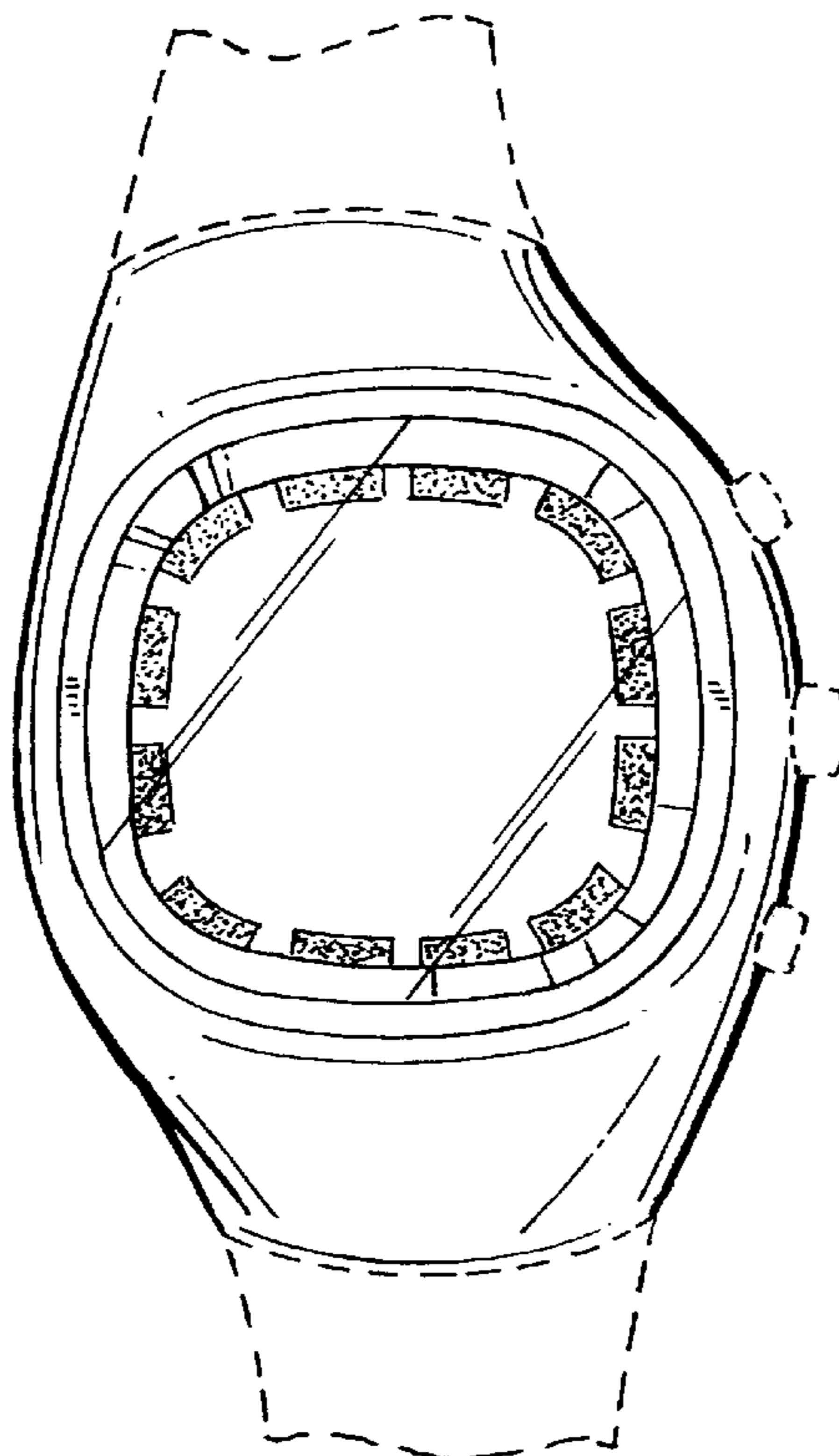
FIG. 4 is a side view thereof taken opposite FIG. 3;

FIG. 5 is a bottom view thereof; and,

FIG. 6 is a top view thereof.

The broken line showing of the top and bottom of the band and the side buttons is for illustrative purposes only and forms no part of the claimed design. The unshown back of the watch forms no part of the claimed design.

1 Claim, 2 Drawing Sheets



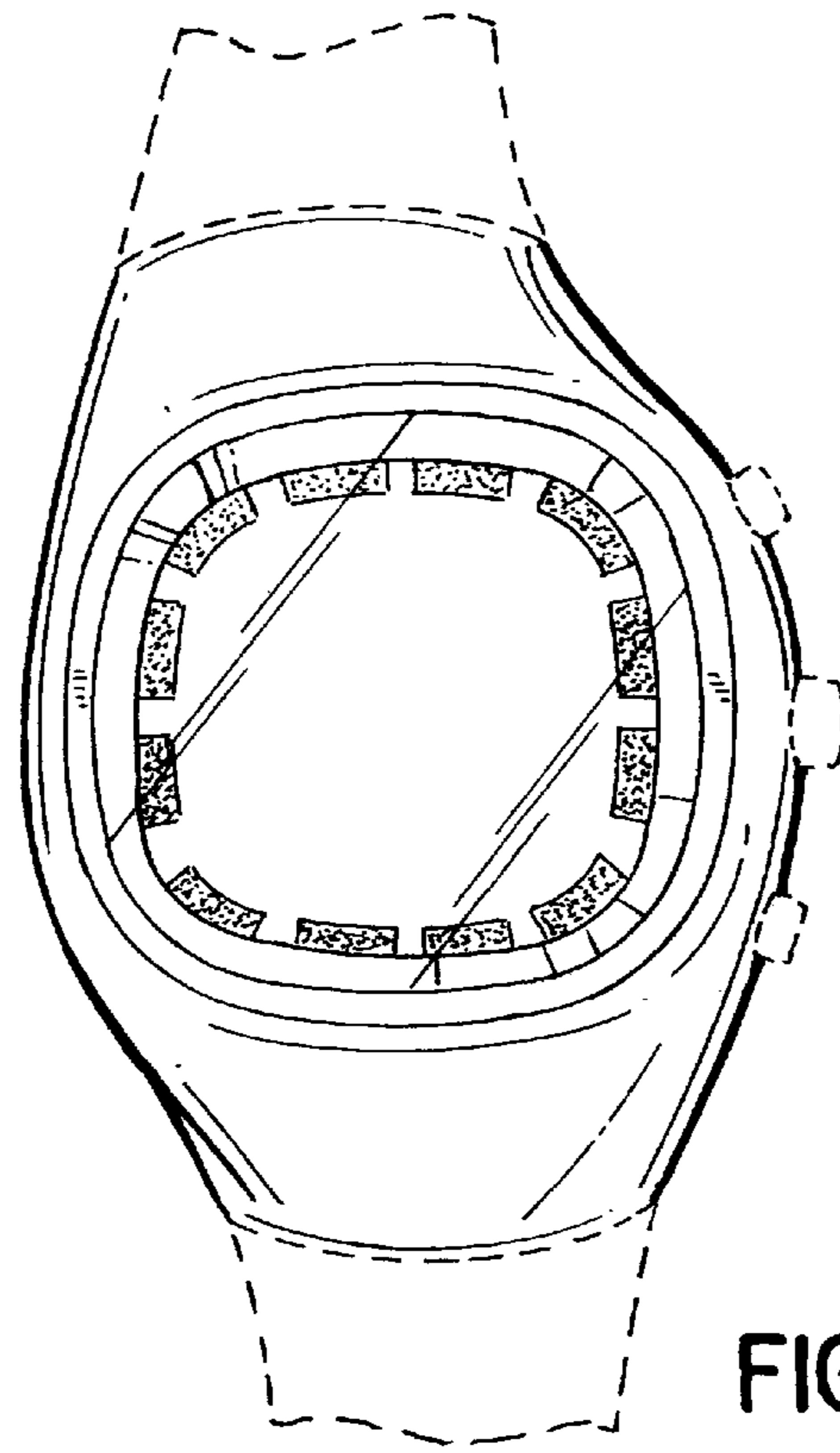


FIG. 1

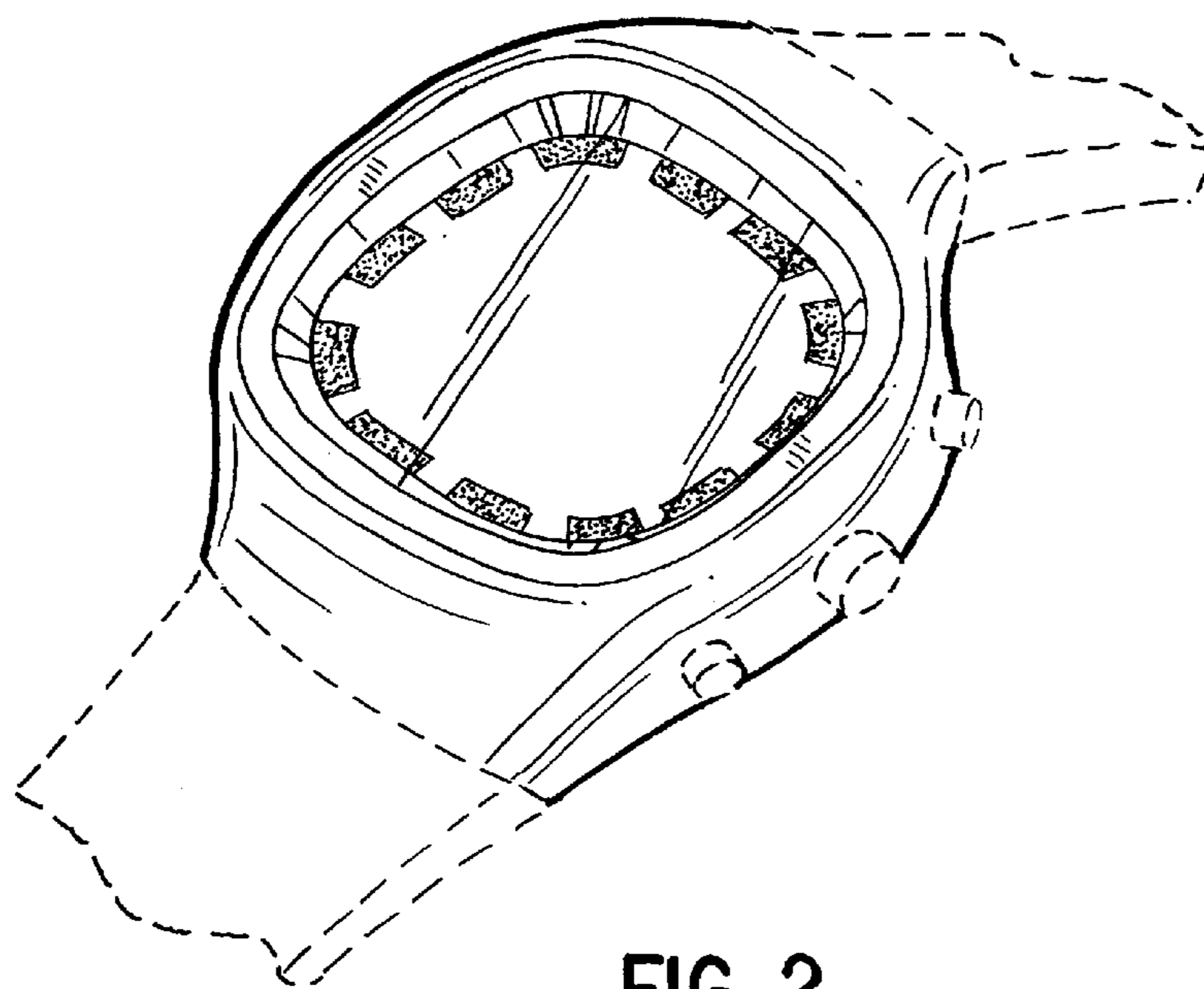


FIG. 2

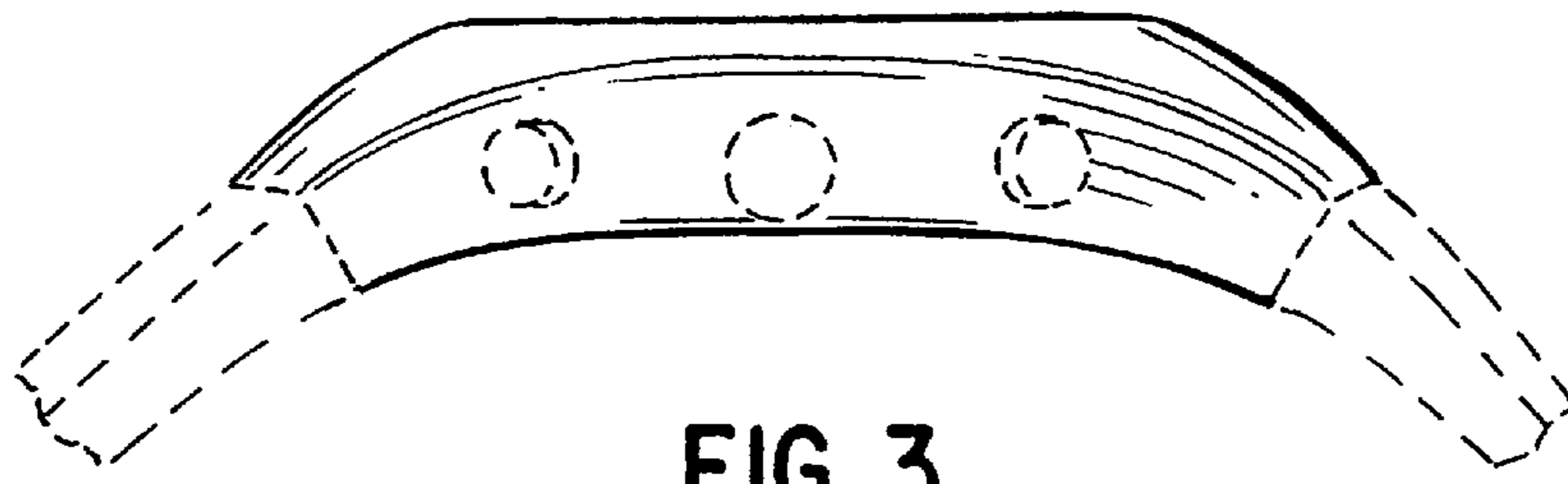


FIG. 3

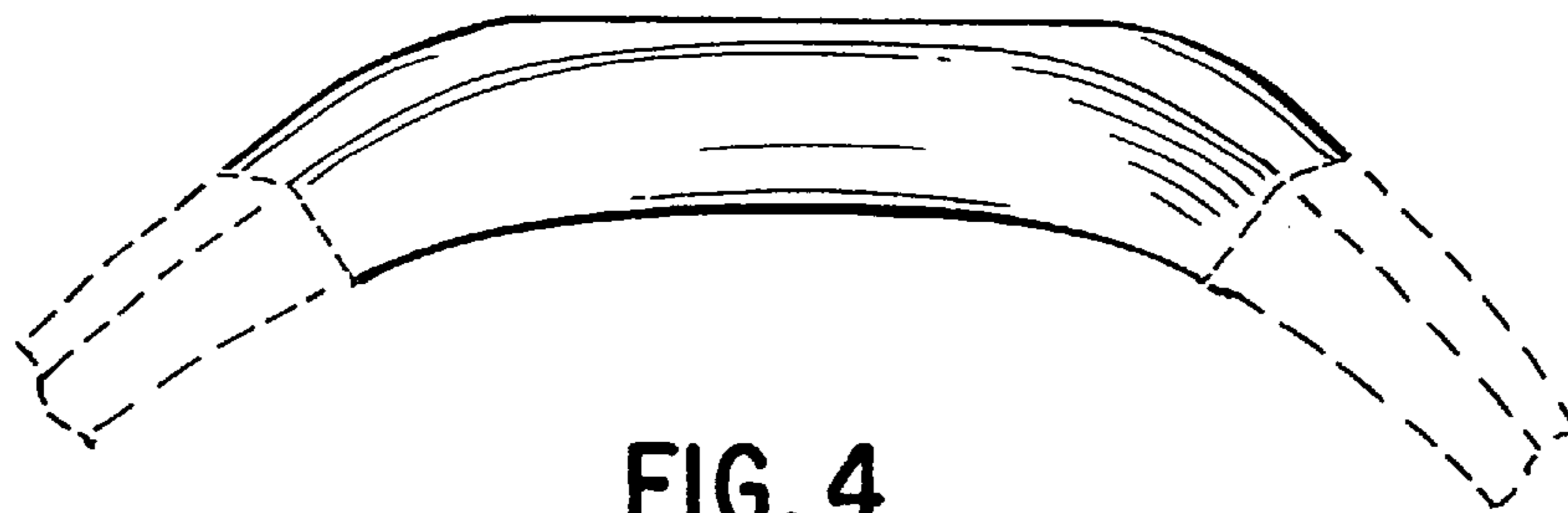


FIG. 4




FIG. 5

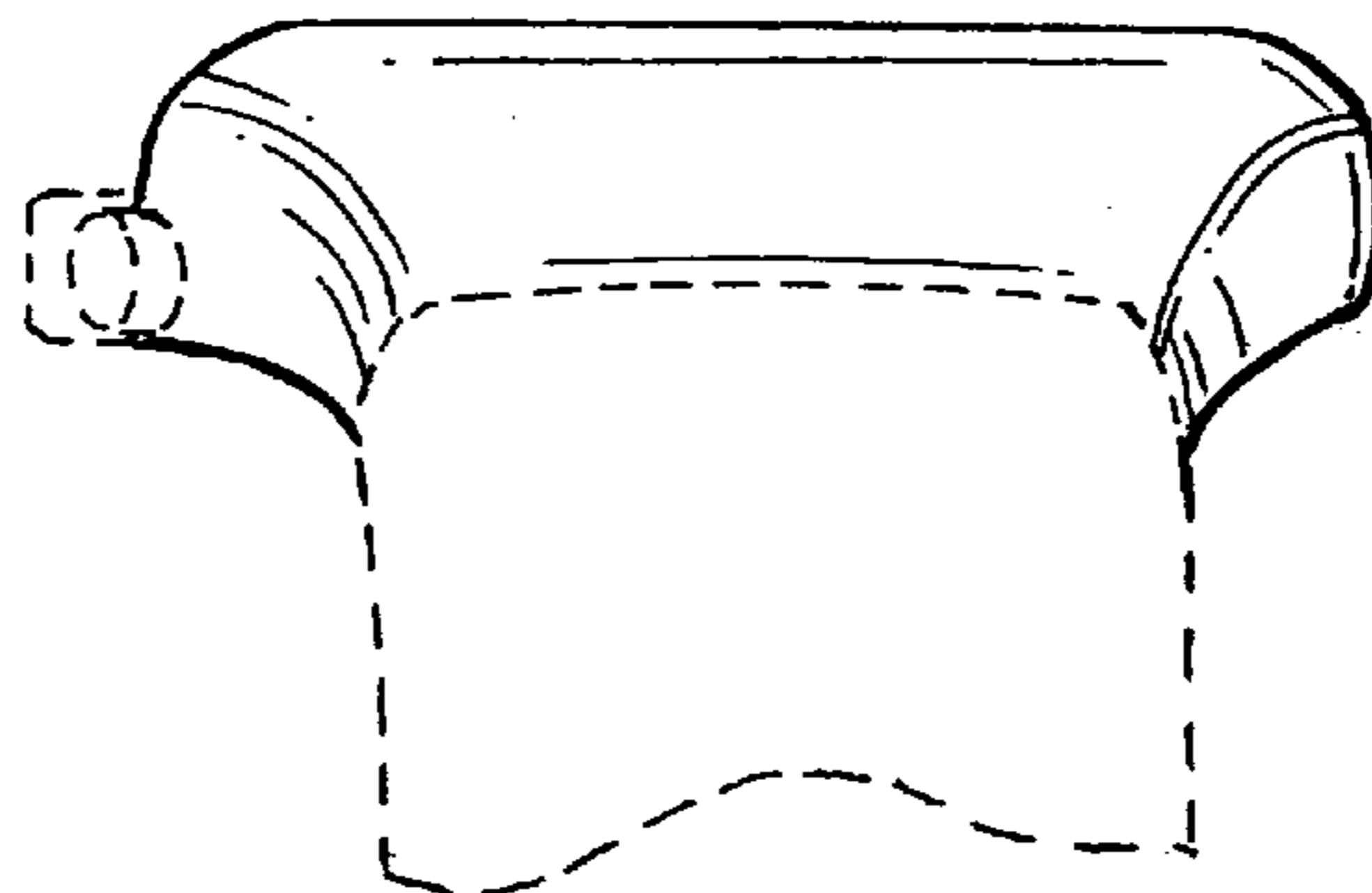


FIG. 6