



US00D486068S

(12) **United States Design Patent**  
**Crawford et al.**

(10) **Patent No.:** **US D486,068 S**

(45) **Date of Patent:** **\*\* Feb. 3, 2004**

(54) **CONTAINER**

(75) Inventors: **John C. Crawford**, Mahopac, NY (US); **Patrick Calello**, Roseland, NJ (US); **Lou Henry**, New York, NY (US); **Emily Moyer**, New York, NY (US); **Lyndon Treacy**, Brooklyn, NY (US)

(73) Assignee: **Colgate-Palmolive Company**, New York, NY (US)

(\*\*) Term: **14 Years**

(21) Appl. No.: **29/175,339**

(22) Filed: **Feb. 3, 2003**

(51) **LOC (7) Cl.** ..... **09-01**

(52) **U.S. Cl.** ..... **D9/523; D9/530; D9/565; D9/574**

(58) **Field of Search** ..... D9/300, 516, 523, D9/526, 528, 529-530, 541, 542-543, 552, 554, 563-565, 570-572, 575; 215/382-384, 396, 398, 400; 222/206, 212, 215, 382

(56) **References Cited**

**U.S. PATENT DOCUMENTS**

- 5,195,664 A \* 3/1993 Rhea ..... 222/382 X
- D380,681 S \* 7/1997 De Souza et al. .... D9/523
- D406,052 S \* 2/1999 Dumont et al. .... D9/300
- 5,875,940 A \* 3/1999 Mayfield ..... 222/382

- D416,802 S \* 11/1999 Zimmer et al. .... D9/523
- D418,063 S \* 12/1999 Feen ..... D9/523
- D420,918 S \* 2/2000 Hefter et al. .... D9/523
- D427,078 S \* 6/2000 Schaaf et al. .... D9/543
- D429,159 S \* 8/2000 Feen ..... D9/523
- D433,335 S \* 11/2000 Zimmer et al. .... D9/523
- D447,954 S \* 9/2001 Cummings ..... D9/530
- D466,402 S \* 12/2002 Cummings et al. .... D9/300
- 6,502,766 B1 \* 1/2003 Streutker et al. .... 222/383.1 X

\* cited by examiner

*Primary Examiner*—Philip S. Hyder

*Assistant Examiner*—Carol Rademaker

(74) *Attorney, Agent, or Firm*—Michael J. McGreal

(57) **CLAIM**

The ornamental design for a container, as shown and described.

**DESCRIPTION**

FIG. 1 is a front elevation view, the rear elevation view being a mirror image thereof.

FIG. 2 is a left side elevation view thereof.

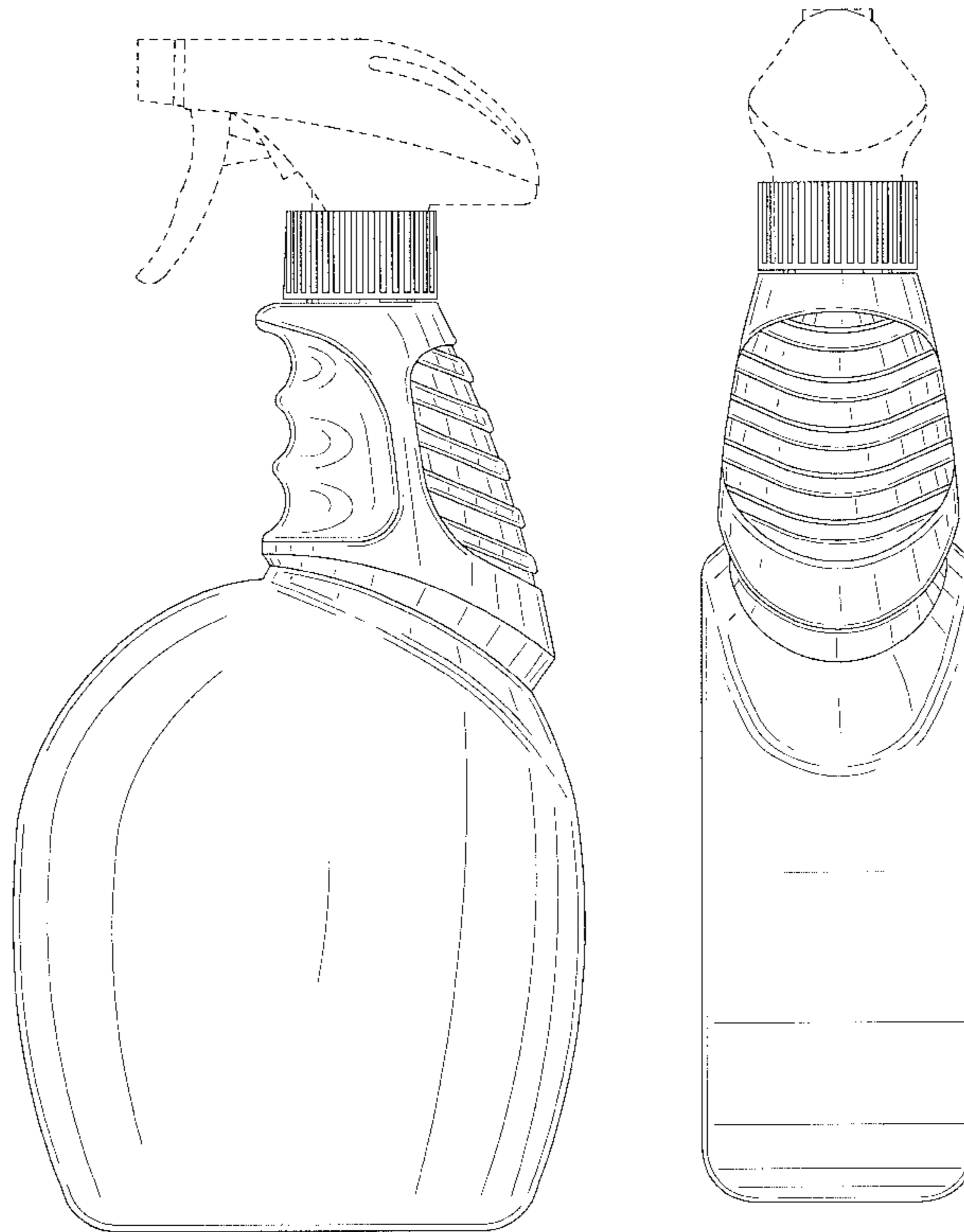
FIG. 3 is a right side elevation view thereof.

FIG. 4 is a top plan view thereof; and,

FIG. 5 is a bottom plan view thereof.

The broken line showing in FIGS. 1-4 is for illustrative purposes only and forms no part of the claimed design.

**1 Claim, 3 Drawing Sheets**



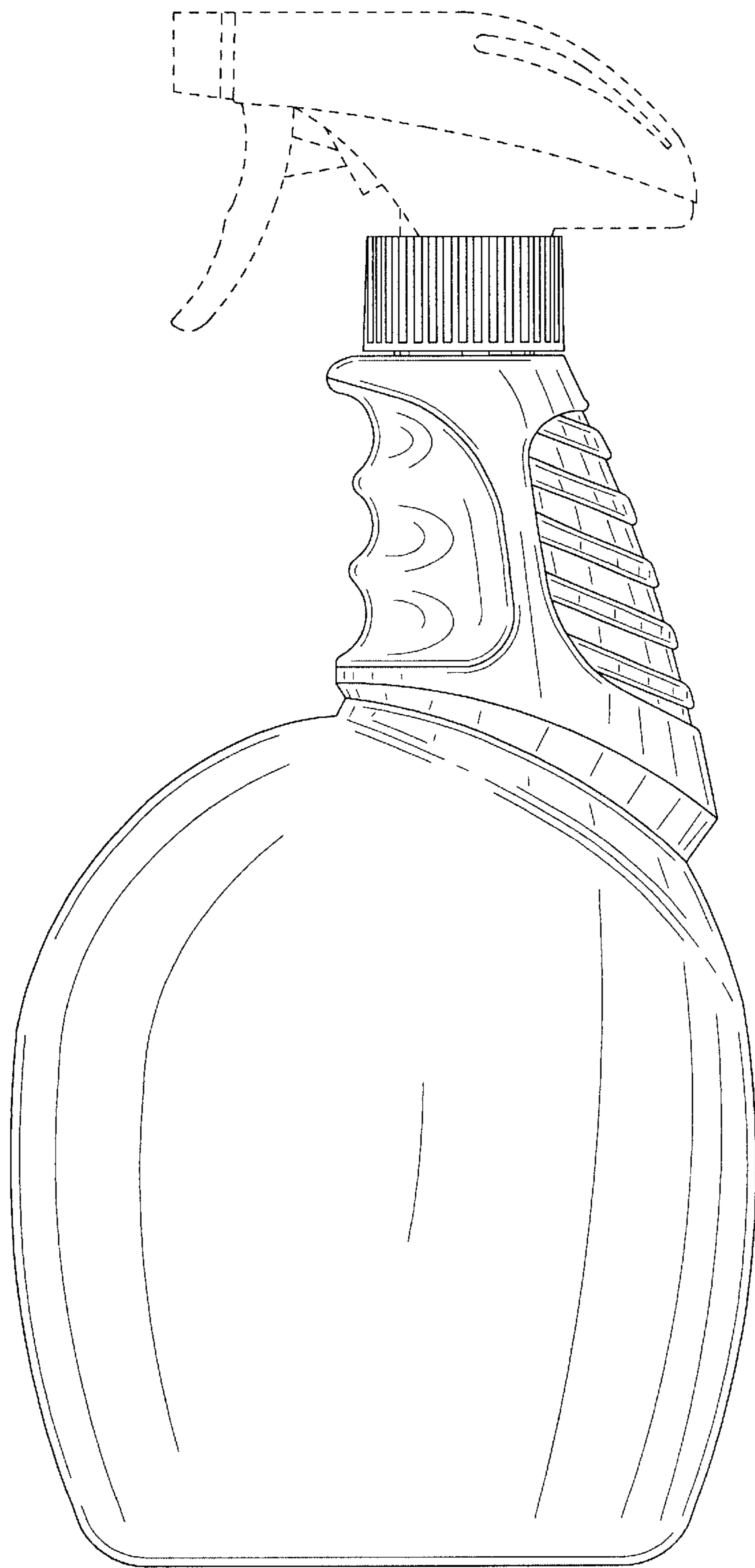


FIG. 1

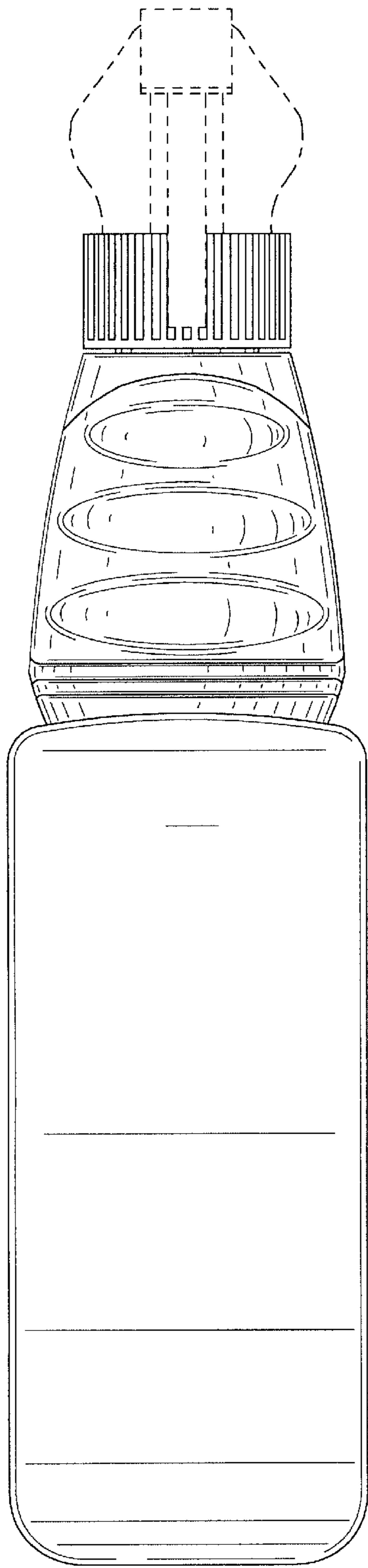


FIG. 2

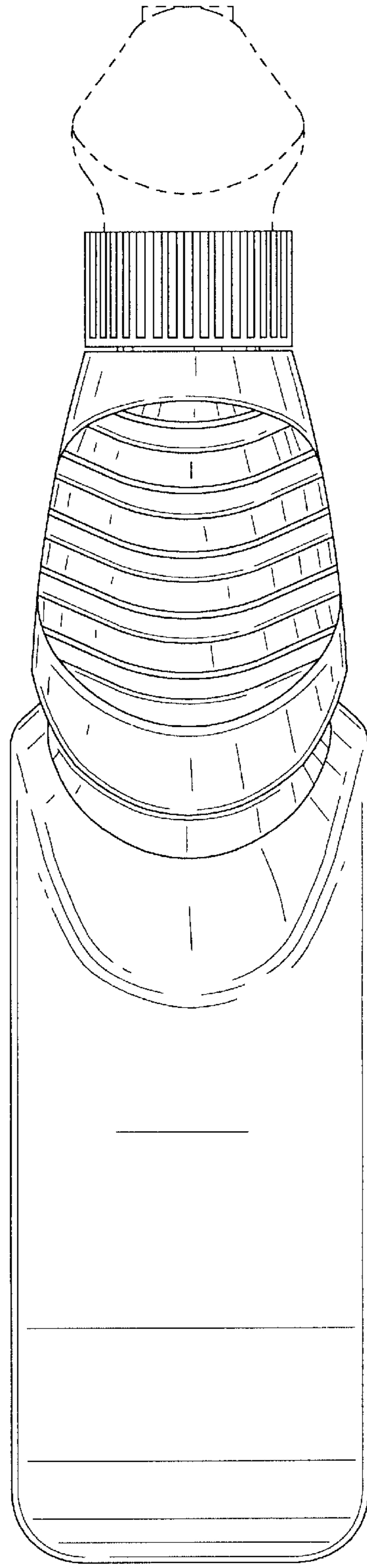


FIG. 3

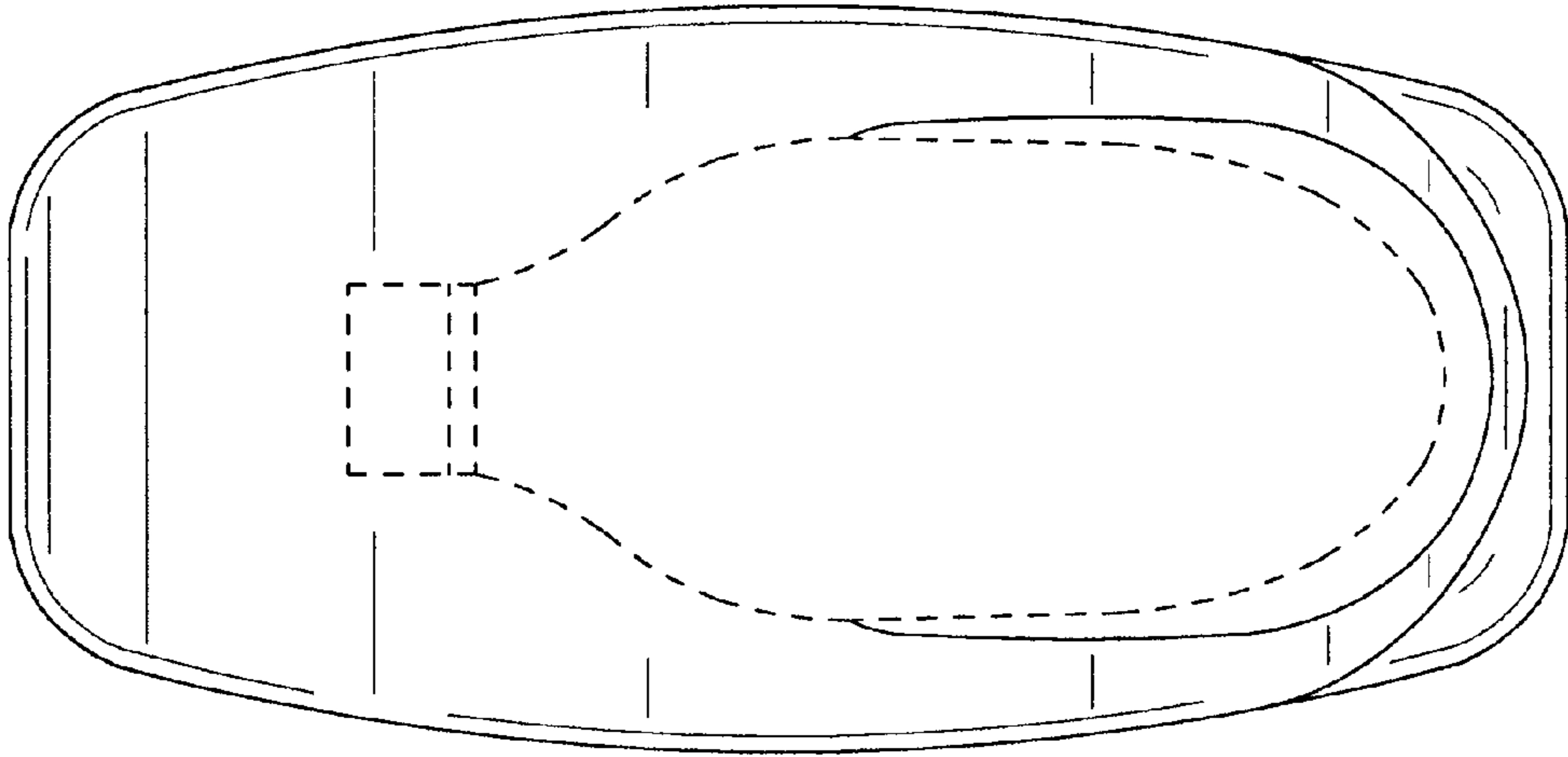


FIG. 4

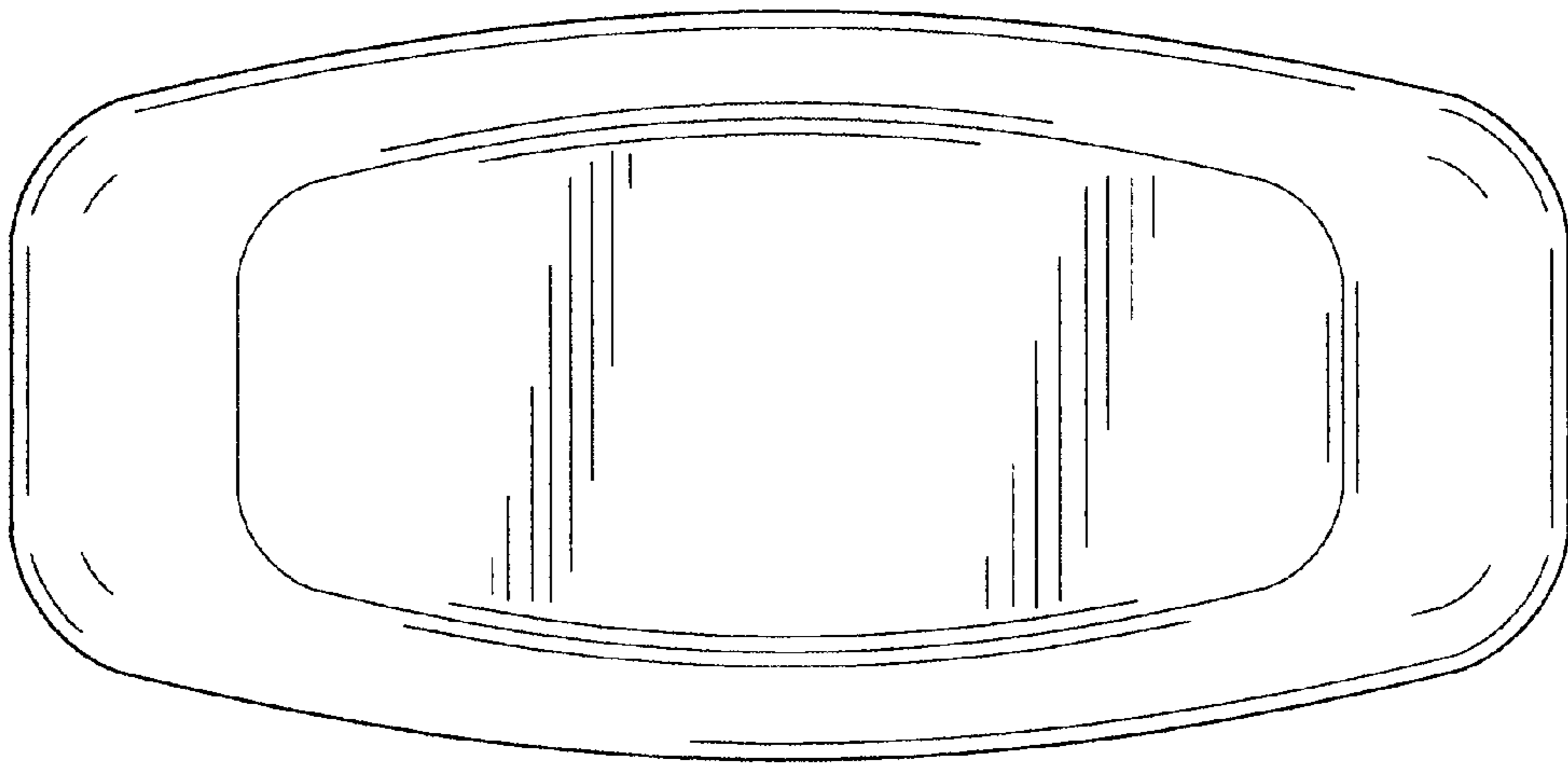


FIG. 5