



US00D486067S

(12) **United States Design Patent**
Colangelo et al.

(10) **Patent No.: US D486,067 S**

(45) **Date of Patent: ** Feb. 3, 2004**

(54) **BOTTLE**

(75) Inventors: **Joseph Colangelo**, Carrollton, TX
(US); **Heather Schneider**, Scottsdale,
AZ (US); **David Clelland**, Barnegat, NJ
(US)

(73) Assignee: **The Dial Corporation**, Scottsdale, AZ
(US)

(**) Term: **14 Years**

(21) Appl. No.: **29/169,335**

(22) Filed: **Oct. 17, 2002**

Related U.S. Application Data

(63) Continuation-in-part of application No. 29/161,991, filed on
Jun. 6, 2002.

(51) **LOC (7) Cl. 09-01**

(52) **U.S. Cl. D9/523; D9/543; D9/563;**
D9/571; D9/567

(58) **Field of Search D9/523, 526, 528,**
D9/530, 541, 542-543, 554, 563, 567, 570,
575, 300, 564, 569, 552, 565, 529, 571,
572; 215/382, 384, 396, 398, 400; 222/382,
206, 212, 215

(56) **References Cited**

U.S. PATENT DOCUMENTS

D132,699 S * 6/1942 Ireys D9/554
D275,078 S * 8/1984 Wassergord et al. D9/300
D310,957 S * 10/1990 Halm et al. D9/300
D314,331 S * 2/1991 Graboski D9/567

D319,972 S * 9/1991 Segati et al. D9/523
D321,315 S * 11/1991 Halm et al. D9/300
D380,681 S * 7/1997 De Souza et al. D9/523
D392,567 S * 3/1998 Dumont et al. D9/523
D403,588 S * 1/1999 Jungmann D9/523
D406,052 S * 2/1999 Dumont et al. D9/300
5,875,940 A * 3/1999 Mayfield 222/382
D409,091 S * 5/1999 Beaver et al. D9/554 X
D428,576 S * 7/2000 Walker D9/554 X
D444,709 S * 7/2001 Cummings D9/523
D447,420 S * 9/2001 Cummings D9/523
D447,954 S * 9/2001 Cummings D9/530

* cited by examiner

Primary Examiner—Philip S. Hyder

Assistant Examiner—Carol Rademaker

(74) *Attorney, Agent, or Firm*—Snell & Wilmer LLP

(57) **CLAIM**

The ornamental design for a bottle, as shown and described.

DESCRIPTION

FIG. 1 is a perspective view of a bottle showing our new
design;

FIG. 2 is a right side view of the bottle of FIG. 1;

FIG. 3 is a left side view of the bottle of FIG. 1;

FIG. 4 is a back view of the bottle of FIG. 1;

FIG. 5 is a front view of the bottle of FIG. 1;

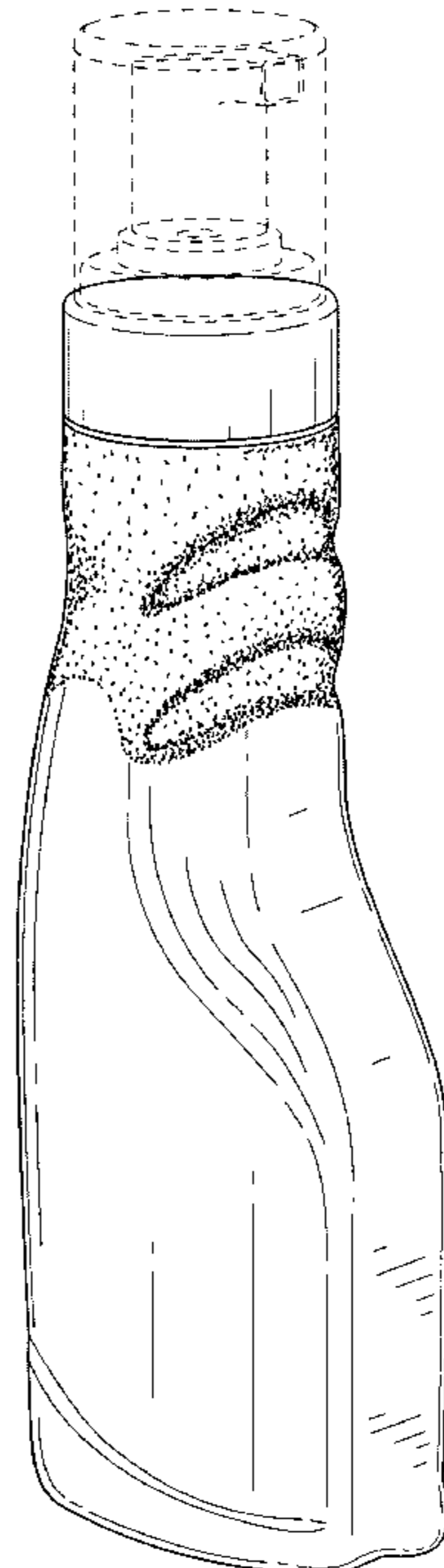
FIG. 6 is a top view of the bottle of FIG. 1; and,

FIG. 7 is a bottom view of the bottle of FIG. 1.

The broken line showing in FIGS. 1-6 is for illustrative
purposes only and forms no part of the claimed design.

The stipple shading shown in the drawings represents tex-
ture.

1 Claim, 4 Drawing Sheets



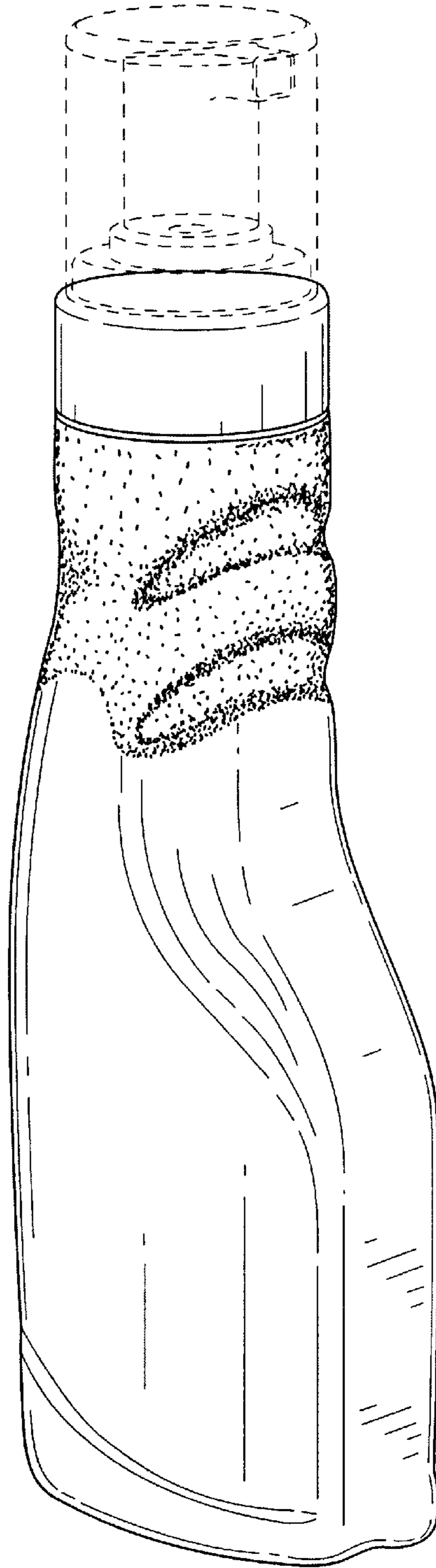


FIG. 1




FIG. 2

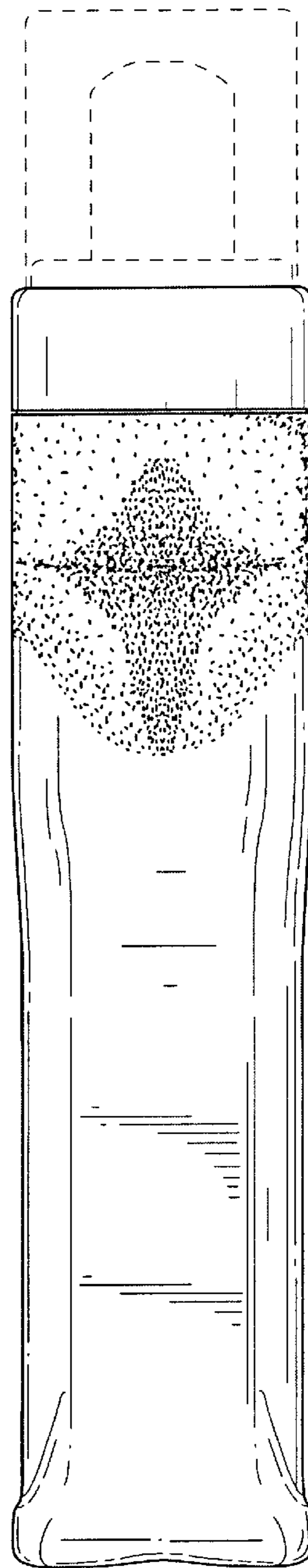


FIG. 3

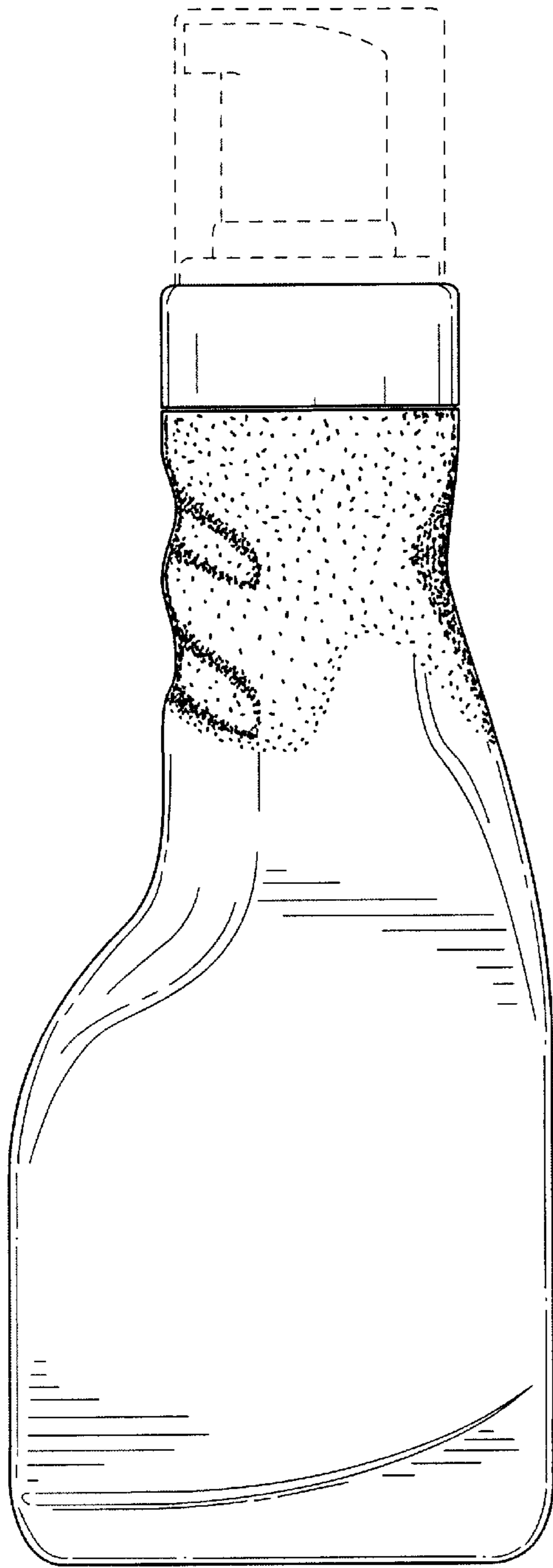


FIG.4

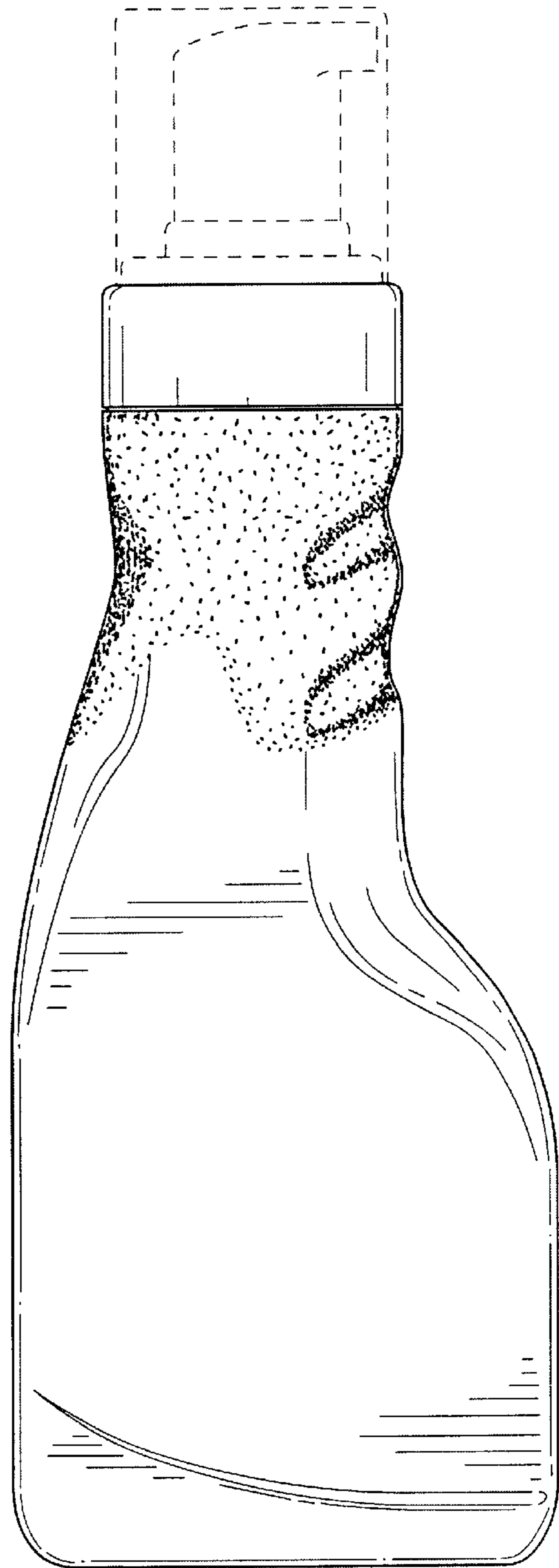


FIG.5

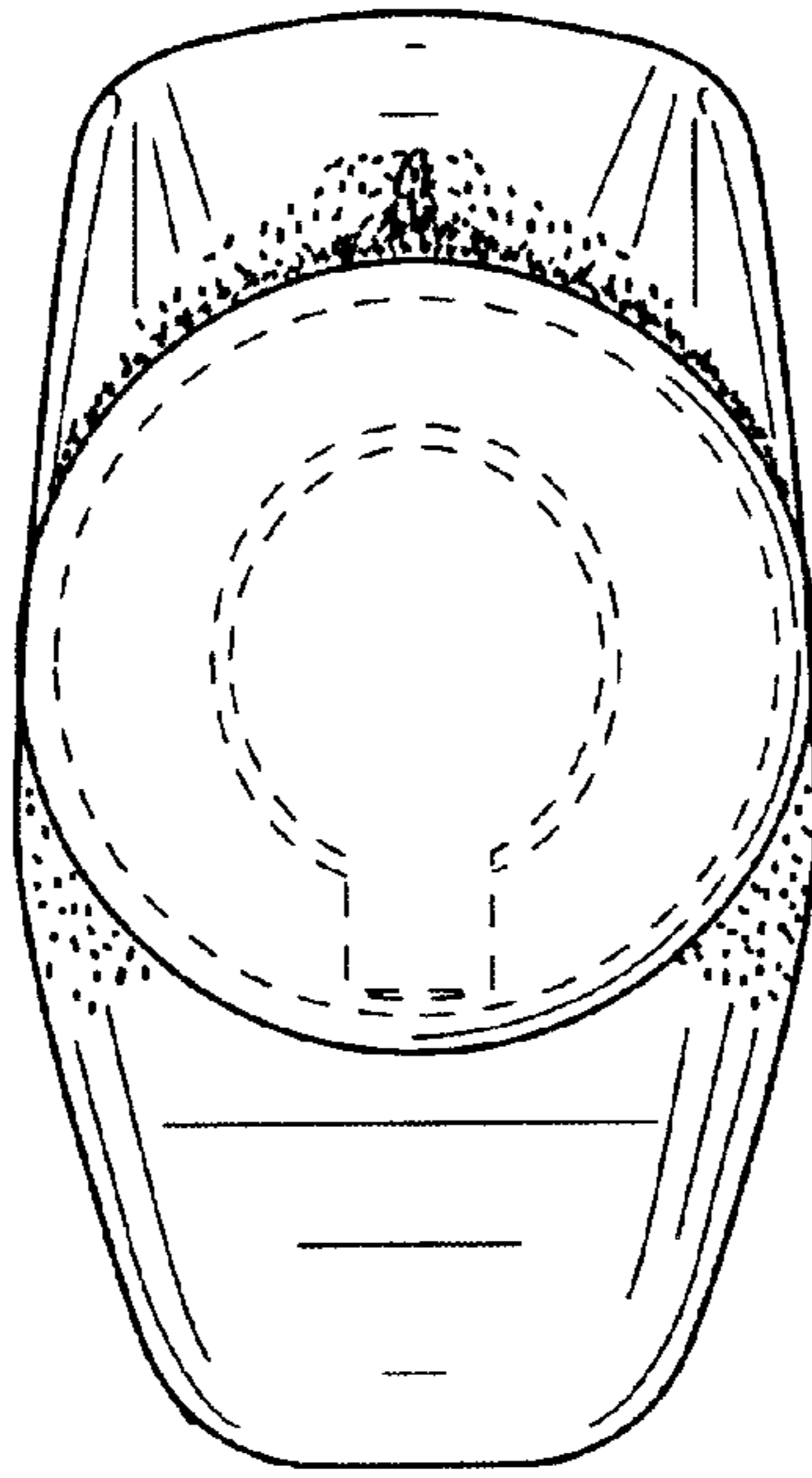


FIG. 6




FIG. 7