



US00D486047S

(12) **United States Design Patent**
Jansson et al.

(10) **Patent No.:** **US D486,047 S**

(45) **Date of Patent:** **** Feb. 3, 2004**

(54) **PLIERS**

(75) Inventors: **Erik Conny Jansson**, Västerås (SE);
Håkan Bergkvist, Bromma (SE); **Hans**
Himbert, Bromma (SE); **Mattias**
Lövemark, Västerås (SE)

(73) Assignee: **Kapman AB**, Sandviken (SE)

(**) Term: **14 Years**

(21) Appl. No.: **29/167,779**

(22) Filed: **Sep. 23, 2002**

(30) **Foreign Application Priority Data**

Mar. 21, 2002 (SE) 02-0525

(51) **LOC (7) Cl.** **08-05**

(52) **U.S. Cl.** **D8/52; D8/58**

(58) **Field of Search** D8/52, 54-58,
D8/107, 98, 4, 5; 81/3.6, 300, 315-317,
329, 342, 385, 415-427.5; 7/125, 132

(56) **References Cited**

U.S. PATENT DOCUMENTS

777,412 A * 12/1904 Hamel et al. 81/9.4
1,257,948 A * 2/1918 Aaron 30/358

1,273,713 A * 7/1918 Aaron 30/358
D148,951 S * 3/1948 Pfifferling D8/54
D220,309 S * 3/1971 Baun D8/52
D299,108 S * 12/1988 Brdnik D8/107
D381,569 S * 7/1997 Brantley D8/52
D406,520 S * 3/1999 Bunzel et al. D8/107
D464,554 S * 10/2002 Chen D8/107
D468,988 S * 1/2003 Goldmann et al. D8/107
6,513,198 B2 * 2/2003 Lu 81/427.5

* cited by examiner

Primary Examiner—Clare E. Heflin

(74) *Attorney, Agent, or Firm*—Burns, Doane, Swecker &
Mathis, L.L.P.

(57) **CLAIM**

The ornamental design for pliers, as shown and described.

DESCRIPTION

FIG. 1 is a front, side perspective view of pliers showing our new design.

FIG. 2 is a front elevational view thereof.

FIG. 3 is a rear elevational view thereof.

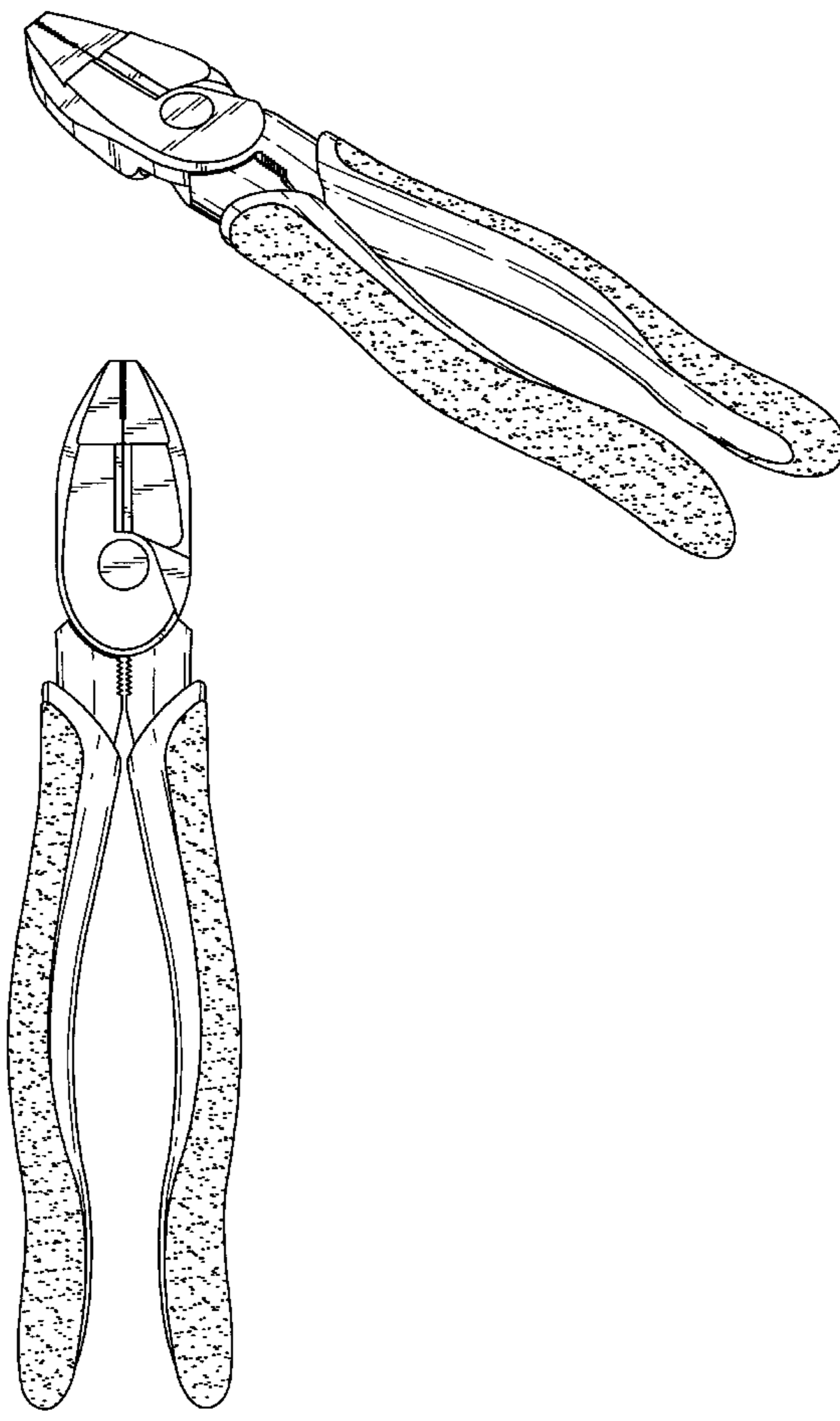
FIG. 4 is a right side elevational view thereof.

FIG. 5 is a left side elevational view thereof.

FIG. 6 is a top end elevational view thereof; and,

FIG. 7 is a bottom end elevational view thereof.

1 Claim, 2 Drawing Sheets



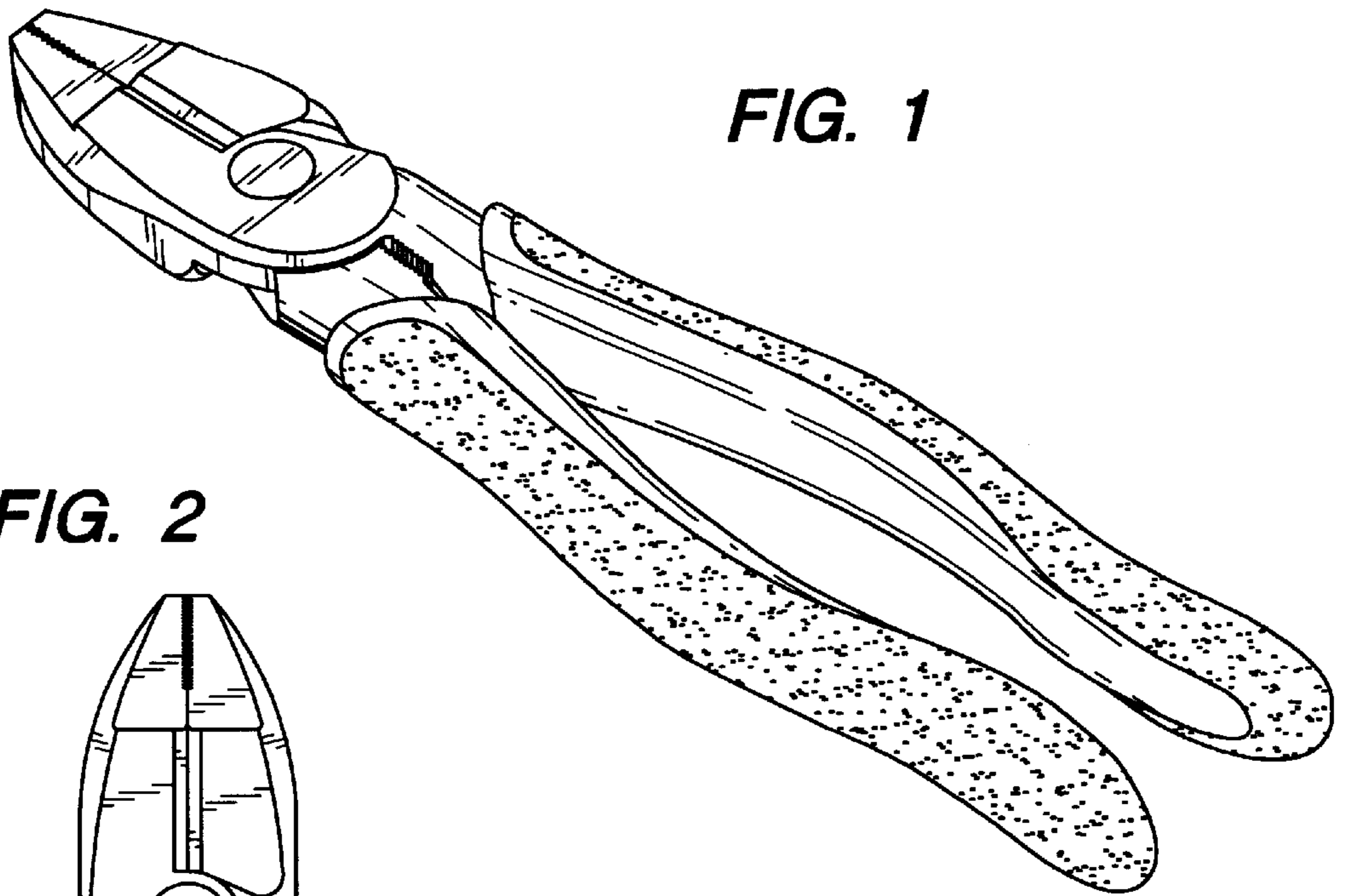


FIG. 1

FIG. 2

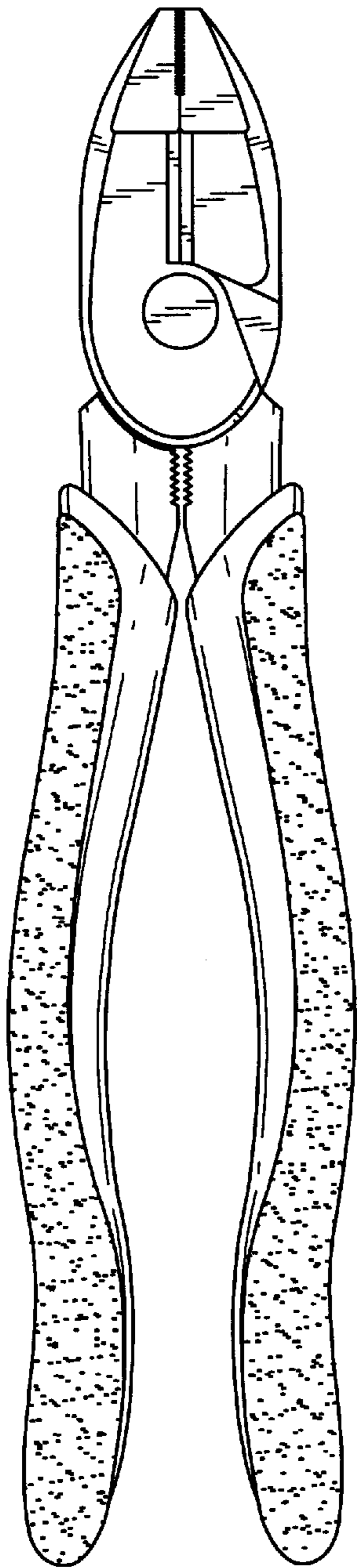


FIG. 3

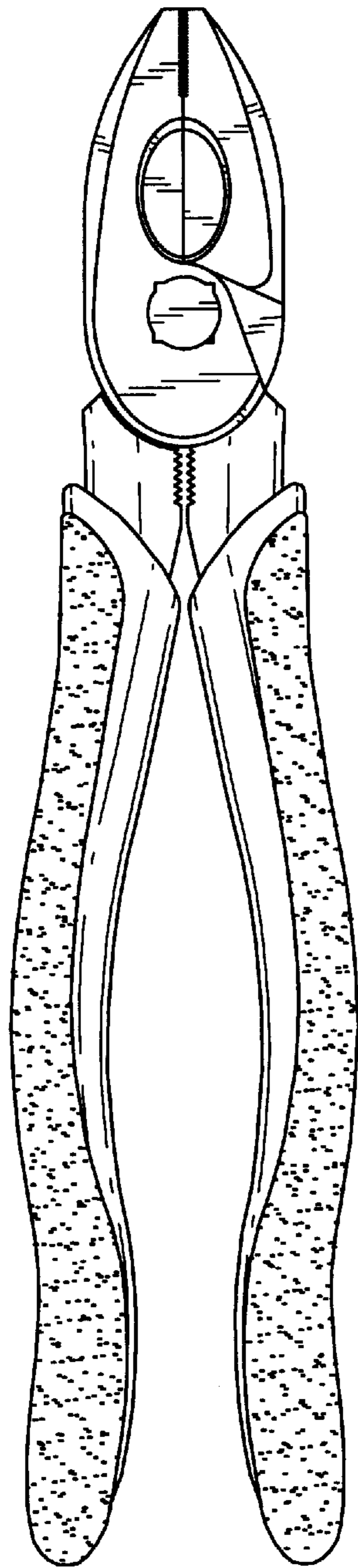


FIG. 4

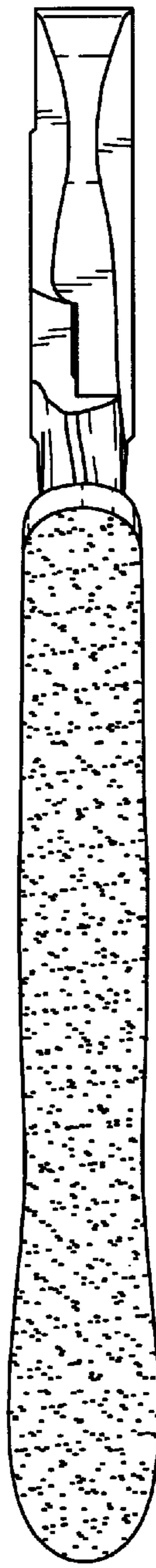


FIG. 5

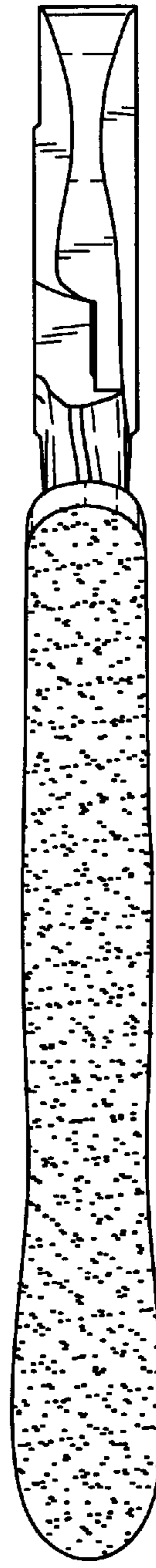


FIG. 6




FIG. 7

