



US00D486027S

(12) **United States Design Patent** (10) **Patent No.:** **US D486,027 S**
Baxter et al. (45) **Date of Patent:** **** Feb. 3, 2004**

(54) **MATTRESS**

D456,197 S * 4/2002 McClure et al. D6/596
D467,118 S * 12/2002 McClure et al. D6/596

(75) Inventors: **Amy Jean Baxter**, Berkhamsted (GB);
Harold Sprules, Didcot (GB); **Anthony Joseph Walker**, Romford (GB)

* cited by examiner

Primary Examiner—Janice E. Seeger
(74) *Attorney, Agent, or Firm*—Brown Raysman Millstein Felder and Steiner LLP

(73) Assignee: **Huntleigh Technology, PLC** (GB)

(**) Term: **14 Years**

(57) **CLAIM**

(21) Appl. No.: **29/173,909**

The ornamental design for a mattress, as shown and described.

(22) Filed: **Jan. 8, 2003**

DESCRIPTION

(51) **LOC (7) Cl.** **06-09**

(52) **U.S. Cl.** **D6/596**

(58) **Field of Search** D6/595-597, 601,
D6/604; 5/630, 632, 633, 636, 639, 710,
731, 736, 652-655, 417-420


FIG. 1 is a top view of our design for a mattress. The bottom of the mattress is plain and includes no ornamentality. FIG. 2 is a right side view thereof. The left side view is a mirror image of the right side view. FIG. 3 is a front view thereof. The rear view of our design is a mirror image of the front view. FIG. 4 is an enlarged partial front view, taken from detail 4 of FIG. 3; and, FIG. 5 is an enlarged partial side view, taken from detail 5 of FIG. 3.

(56) **References Cited**

U.S. PATENT DOCUMENTS

3,574,873 A * 4/1971 Weinstein 5/655.5
5,025,519 A * 6/1991 Spann et al. 5/730
5,160,785 A * 11/1992 Davidson, Jr. 428/316.6
D355,322 S * 2/1995 Ackley et al. D6/596

1 Claim, 3 Drawing Sheets






Fig. 1

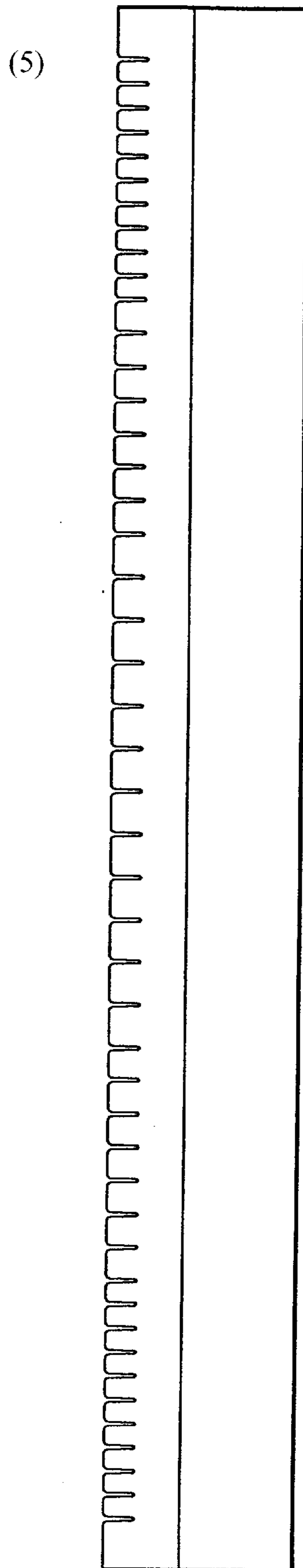


Fig. 2

(4)




Fig. 3

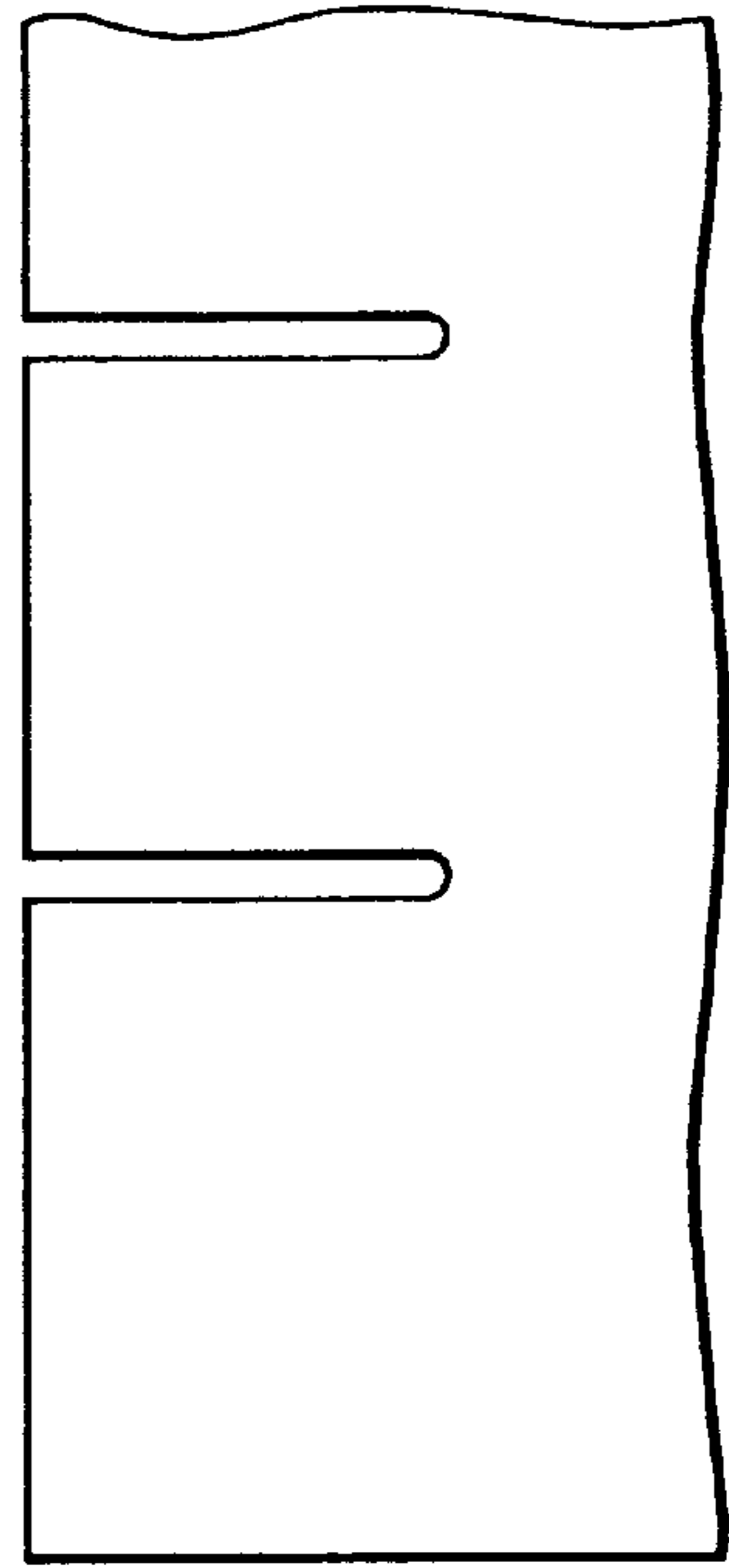


Fig. 4

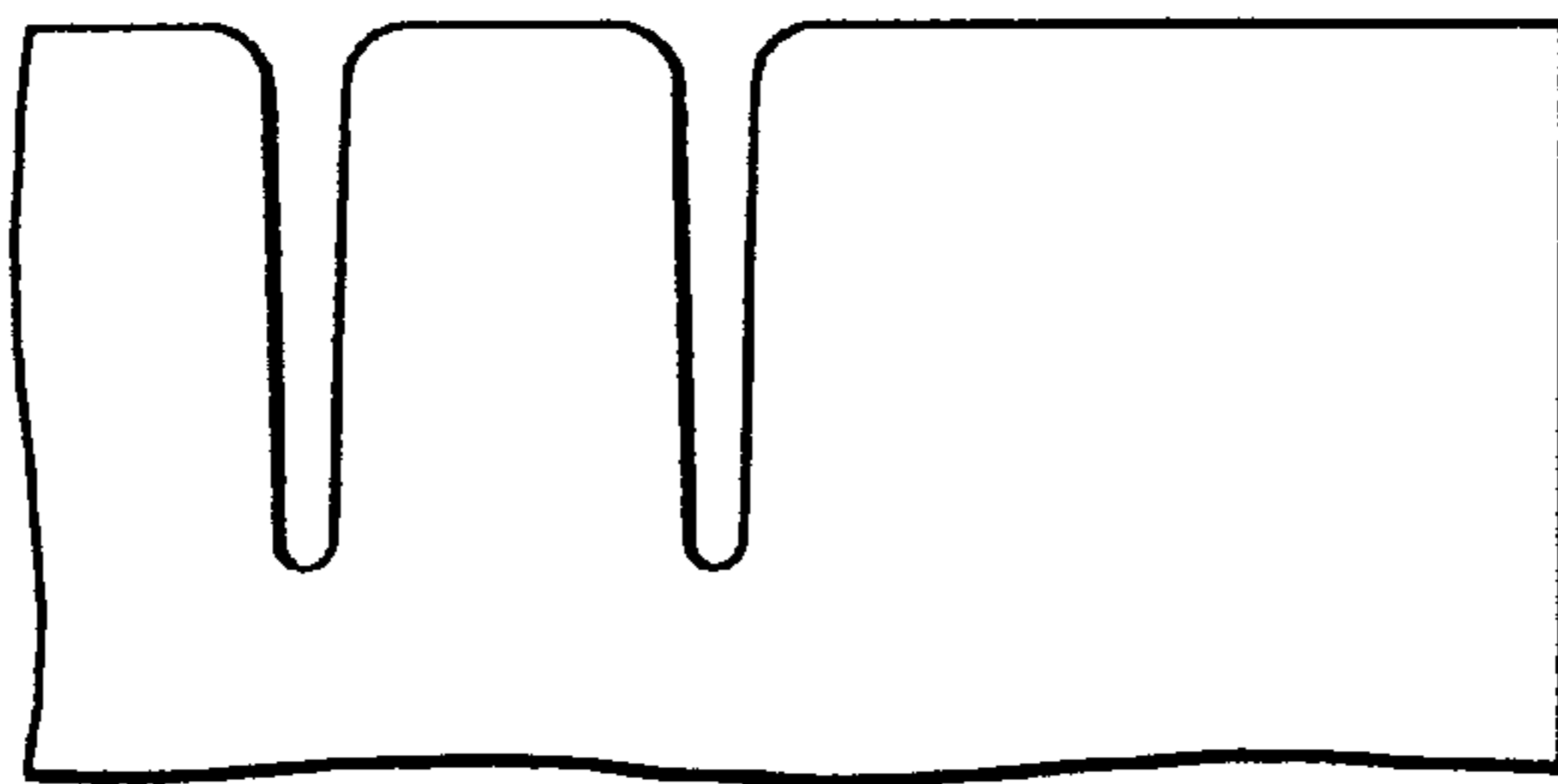


Fig. 5