



US00D485997S

(12) **United States Design Patent**  
**Tseng**

(10) **Patent No.:** **US D485,997 S**

(45) **Date of Patent:** **\*\* Feb. 3, 2004**

- (54) **SWING FRAME**
- (75) Inventor: **Chuen-Jong Tseng**, Chiayi Hsien (TW)
- (73) Assignee: **Shin Yeh Enterprise Co., Ltd.**, Chiayi Hsien (TW)
- (\*\*) Term: **14 Years**
- (21) Appl. No.: **29/179,570**
- (22) Filed: **Apr. 10, 2003**
- (51) **LOC (7) Cl.** ..... **06-01**
- (52) **U.S. Cl.** ..... **D6/347**
- (58) **Field of Search** ..... D6/334, 335, 344, D6/346, 347, 374, 375, 500-502; 297/273, 277, 280, 281, 232, 452.13, 452.19, 452.2; 472/118, 125

- D440,057 S \* 4/2001 Tseng ..... D6/344
- D450,938 S \* 11/2001 Liu ..... D6/347
- D450,939 S \* 11/2001 Liu ..... D6/347

\* cited by examiner

*Primary Examiner*—Robert M. Spear  
*Assistant Examiner*—Mimosa De  
(74) *Attorney, Agent, or Firm*—Ladas & Parry

(57) **CLAIM**

The ornamental design for swing frame, as shown and described.

**DESCRIPTION**

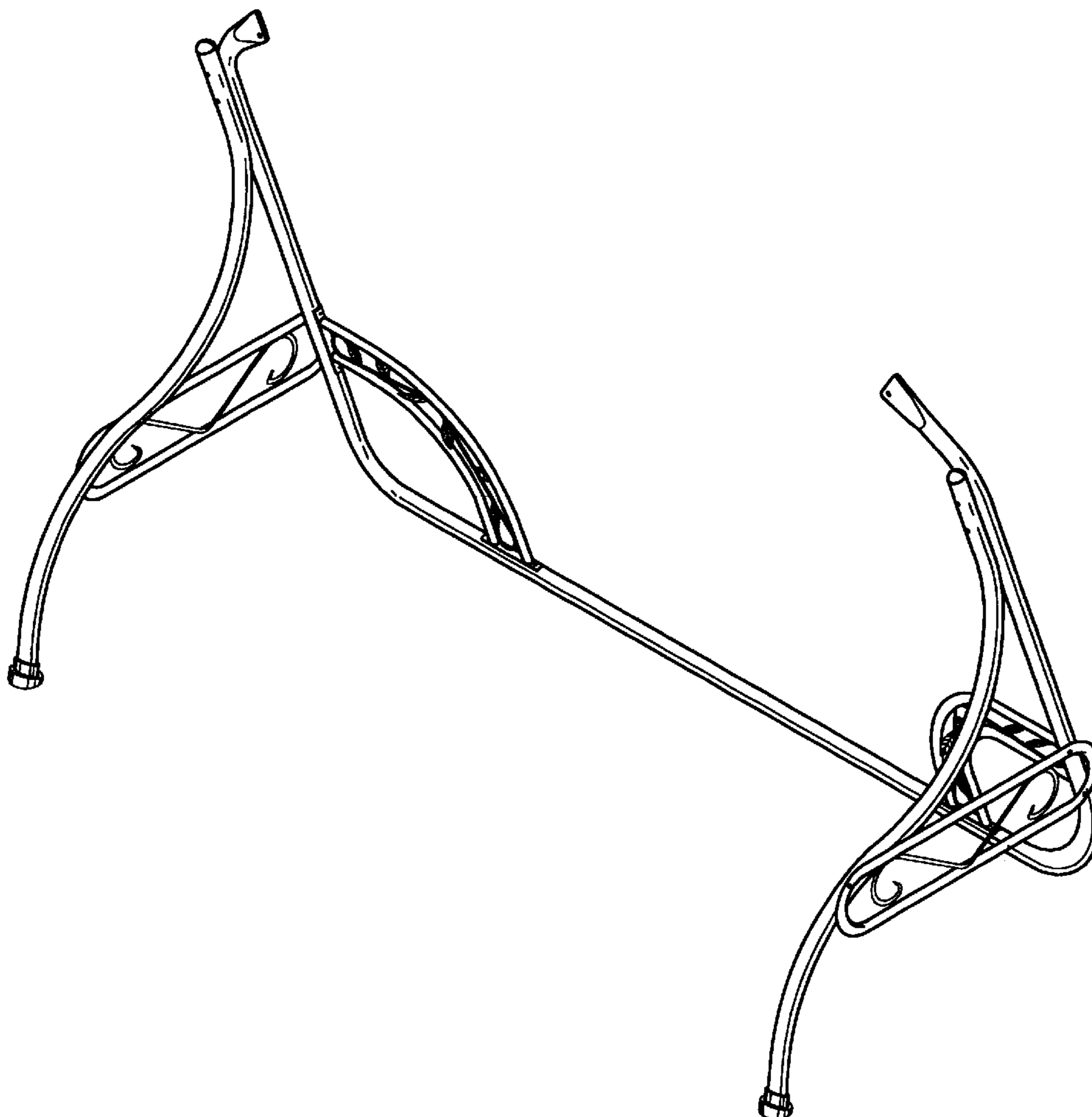
FIG. 1 is a perspective view of swing frame showing the new design;  
FIG. 2 is a front elevational view thereof;  
FIG. 3 is a rear elevational view thereof;  
FIG. 4 is a left side elevational view thereof;  
FIG. 5 is a right side elevational view thereof;  
FIG. 6 is a top plan view thereof; and,  
FIG. 7 is a bottom plan view thereof.

(56) **References Cited**

**U.S. PATENT DOCUMENTS**

- 5,564,987 A \* 10/1996 Ayrolles ..... 472/125
- 5,876,289 A \* 3/1999 Liu ..... 472/118

**1 Claim, 4 Drawing Sheets**



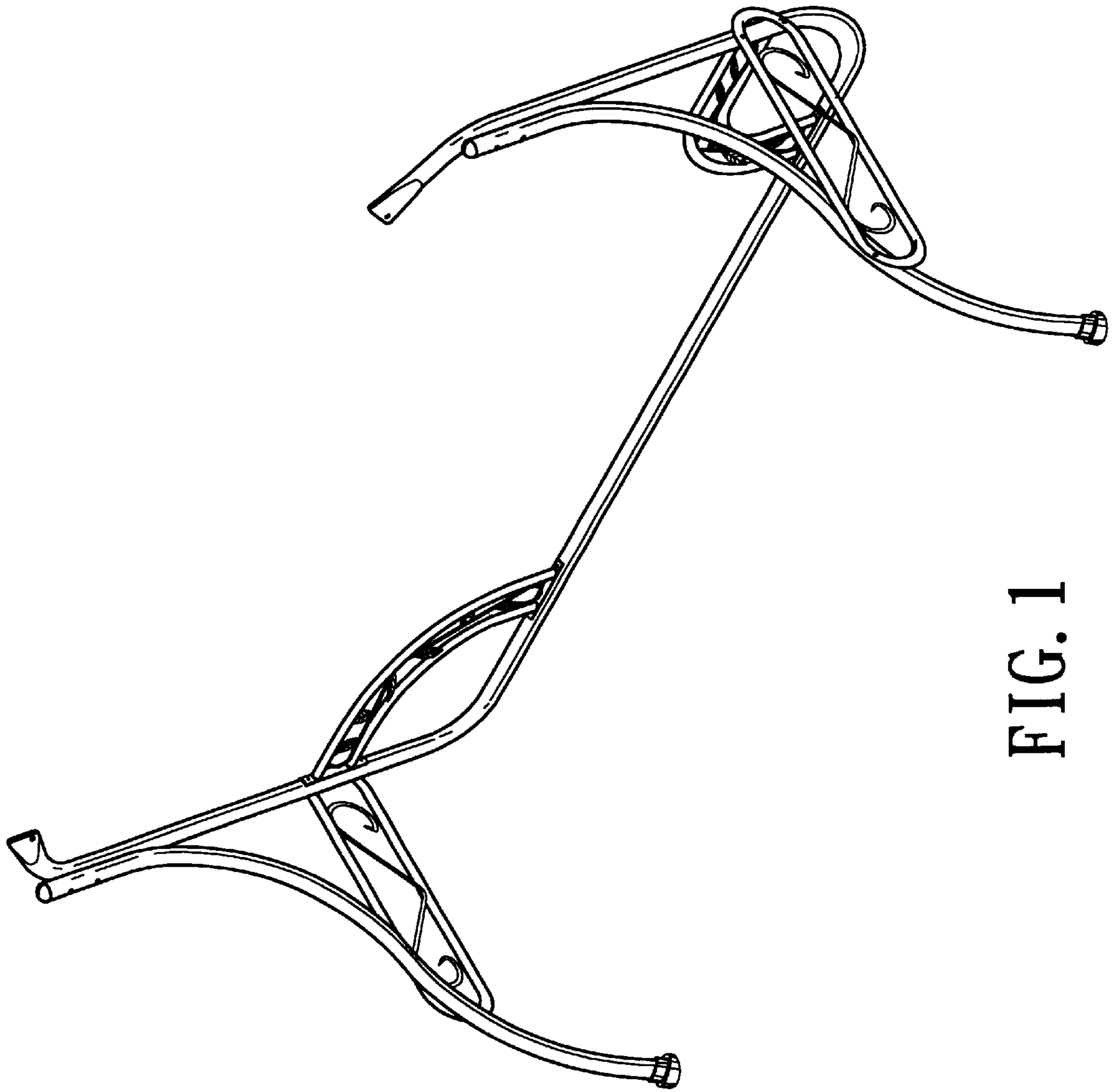


FIG. 1




FIG. 2




FIG. 3

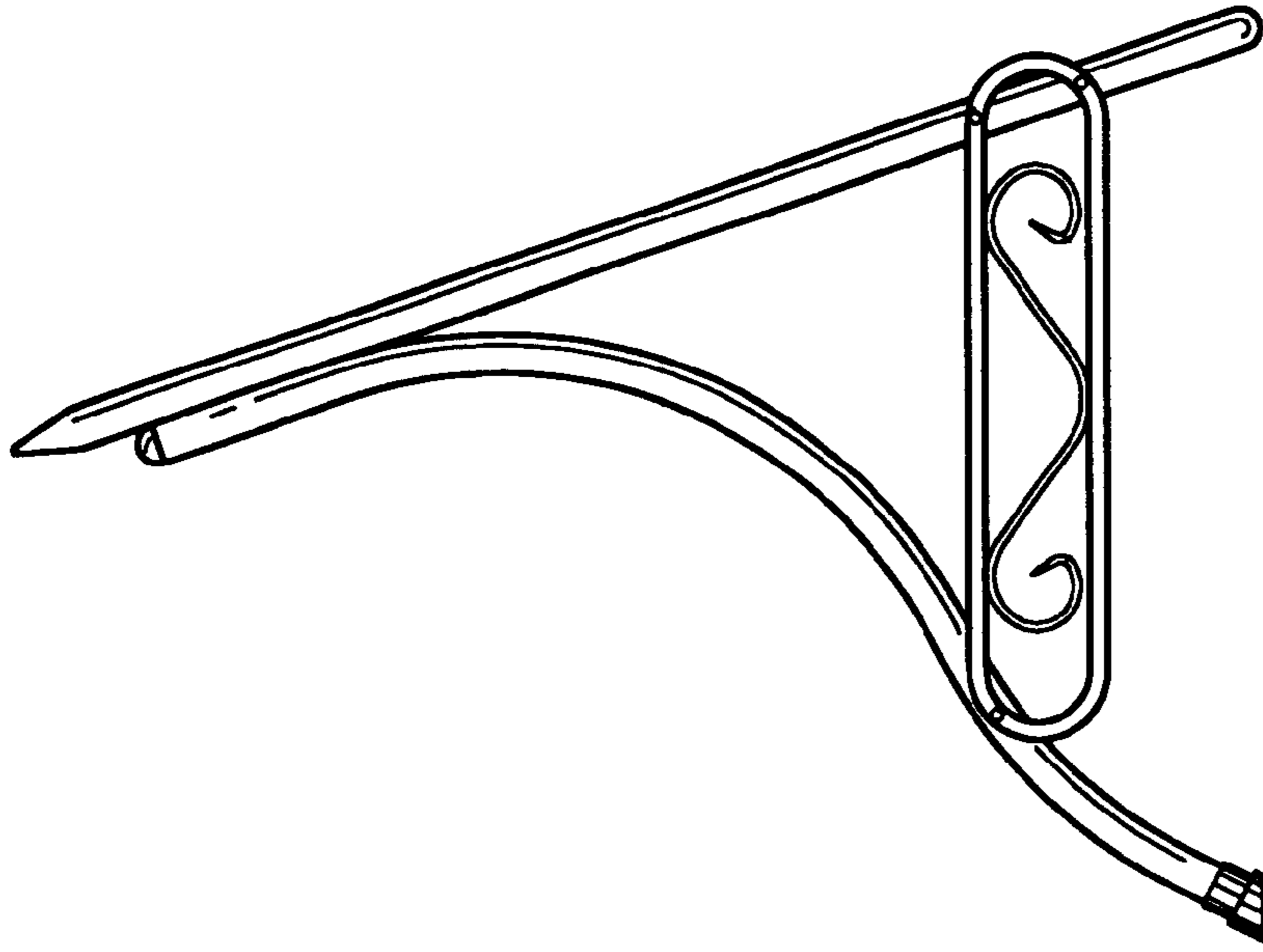


FIG. 5




FIG. 4




FIG. 6




FIG. 7