



US00D485974S

(12) **United States Design Patent**  
**Zimmer**

(10) **Patent No.:** **US D485,974 S**

(45) **Date of Patent:** **\*\* Feb. 3, 2004**

- (54) **SHOE SOLE**
- (75) Inventor: **Jamie J. Zimmer**, Greer, SC (US)
- (73) Assignee: **Columbia Insurance Company**,  
Omaha, NE (US)
- (\*\*) Term: **14 Years**
- (21) Appl. No.: **29/161,612**
- (22) Filed: **May 30, 2002**
- (51) **LOC (7) Cl.** ..... **02-04**
- (52) **U.S. Cl.** ..... **D2/956; D2/951; D2/960**
- (58) **Field of Search** ..... **D2/897, 902, 908,**  
**D2/909, 914, 946-949, 951-962, 967, 972,**  
**977; 36/7.1, 7.2, 7.3, 7.5, 14, 22 R, 25 R,**  
**32 A, 32 R, 59 R, 239**

- D424,287 S \* 5/2000 Edwards ..... D2/957
- D429,551 S \* 8/2000 Wilson ..... D2/952
- D432,294 S \* 10/2000 Wilson ..... D2/960
- D433,214 S \* 11/2000 McDowell ..... D2/957
- D433,790 S \* 11/2000 Oliver ..... D2/957
- D461,627 S \* 8/2002 Ritter et al. .... D2/957

\* cited by examiner

*Primary Examiner*—Celia Murphy

(74) *Attorney, Agent, or Firm*—St. Onge Steward Johnston & Reens LLC

(57) **CLAIM**

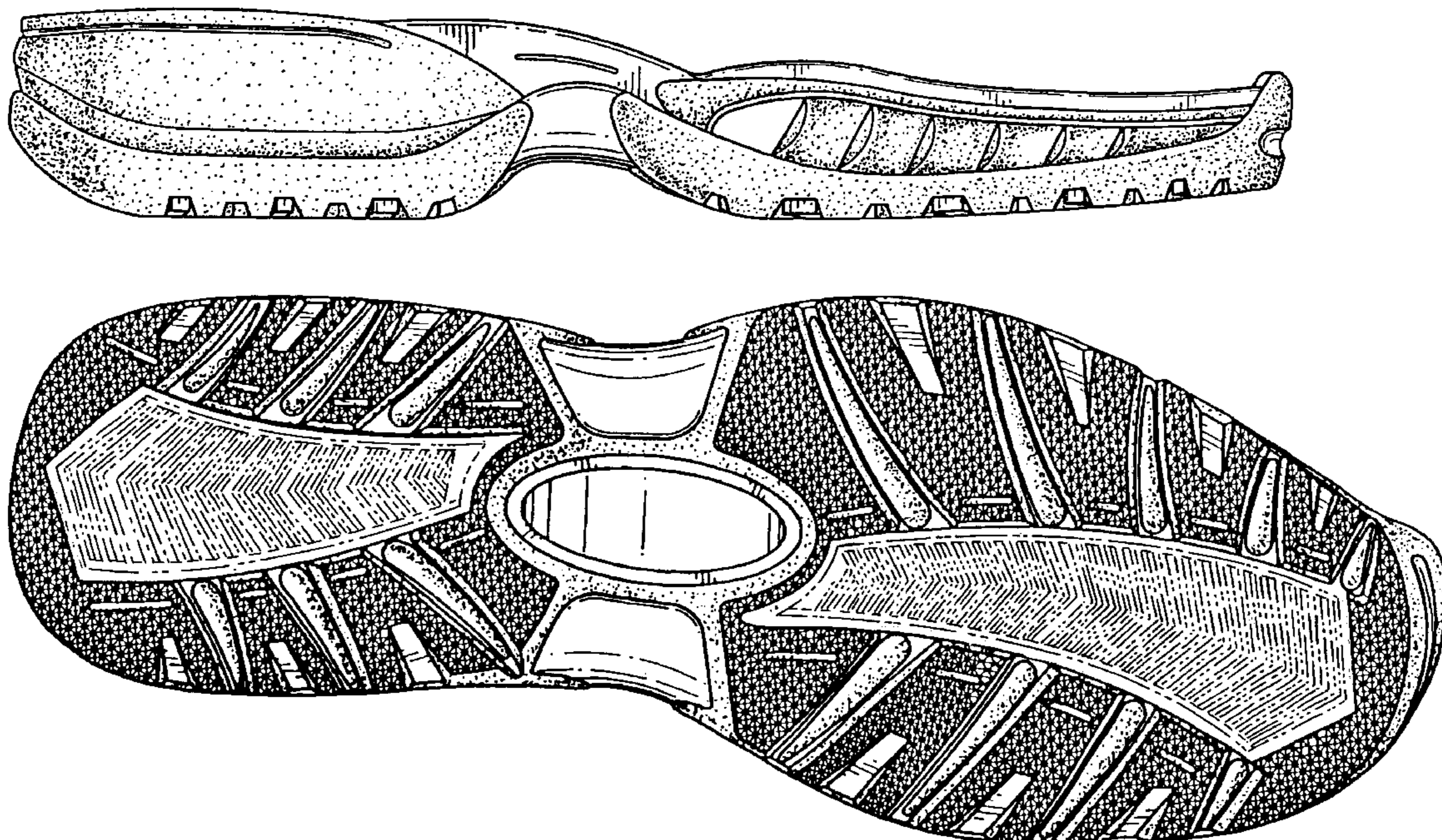
The ornamental design for a shoe sole, as shown and described.

**DESCRIPTION**

FIG. 1 illustrates a perspective view of the shoe sole.  
 FIG. 2 illustrates a right side view of the shoe sole of FIG. 1.  
 FIG. 3 illustrates a left side view of the shoe sole of FIG. 1.  
 FIG. 4 illustrates a front view of the shoe sole of FIG. 1.  
 FIG. 5 illustrates a rear view of the shoe sole of FIG. 1; and,  
 FIG. 6 illustrates a bottom view of the shoe sole of FIG. 1.  
 The broken lines shown in FIGS. 1, 4, 5, and 6 illustrate portions of the design that form no part of the claim.

**1 Claim, 4 Drawing Sheets**

- (56) **References Cited**
- U.S. PATENT DOCUMENTS**
- D308,286 S \* 6/1990 Austin ..... D2/957
- D382,692 S \* 8/1997 Carlson ..... D2/960
- D407,891 S \* 4/1999 Edwards ..... D2/957
- D410,966 S \* 6/1999 Cretinon ..... D2/960
- D412,051 S \* 7/1999 Fogg ..... D2/959
- D412,394 S \* 8/1999 Loveder ..... D2/959
- D424,286 S \* 5/2000 Berend ..... D2/953



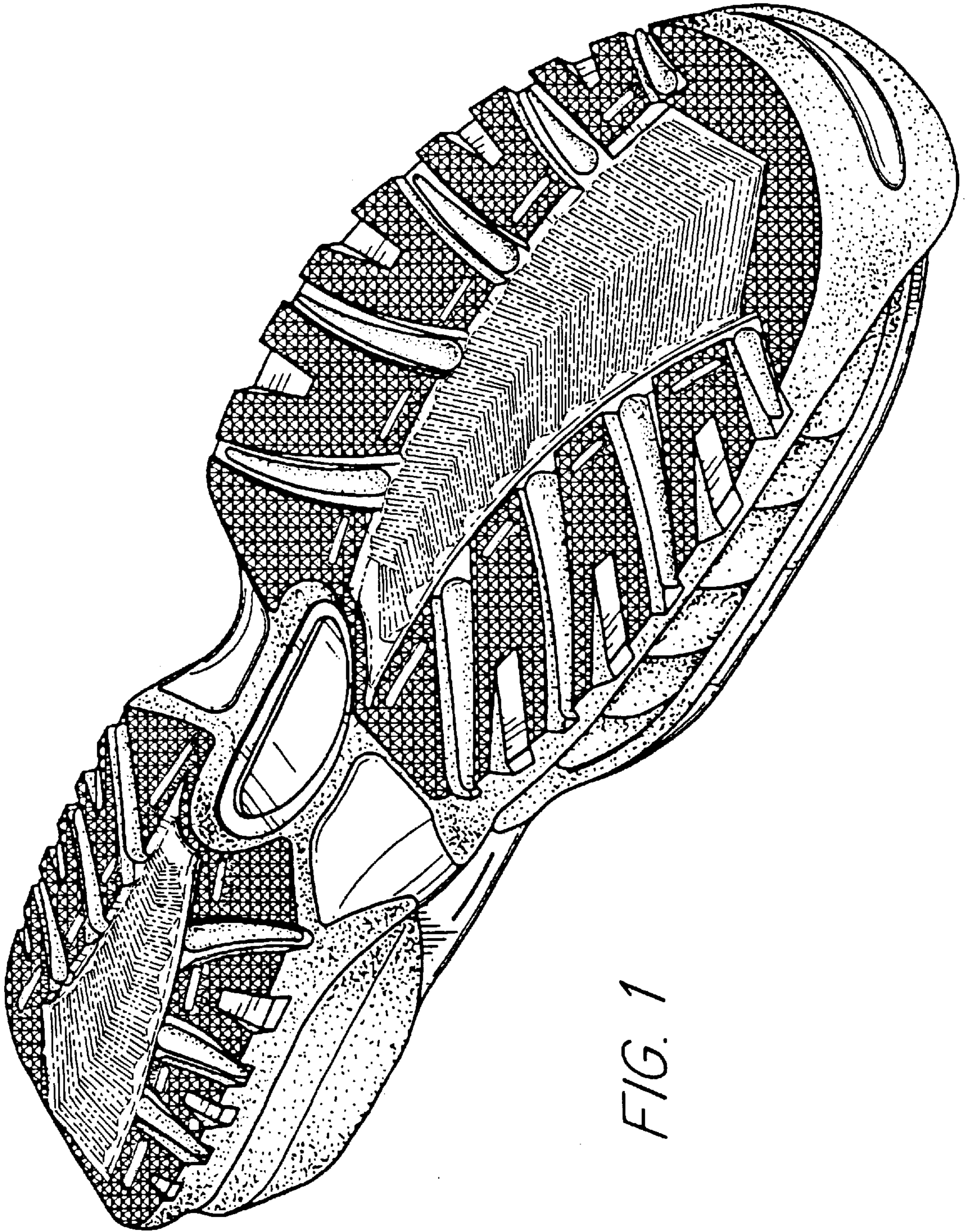


FIG. 1

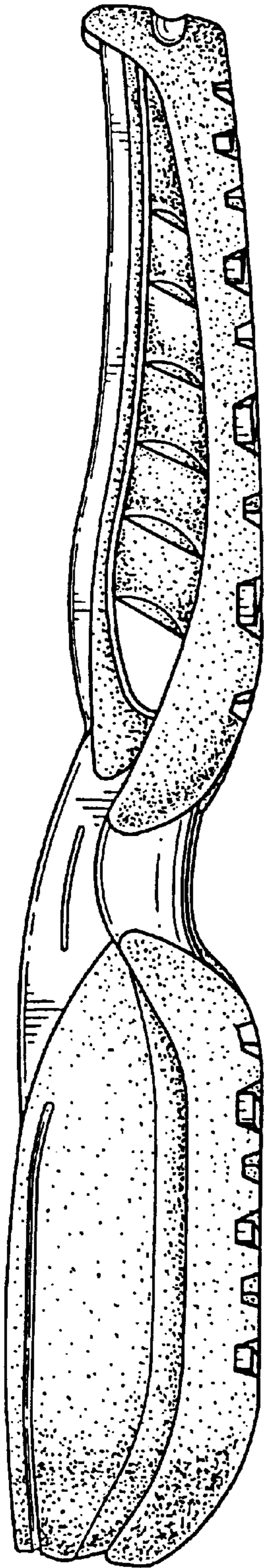


FIG. 2

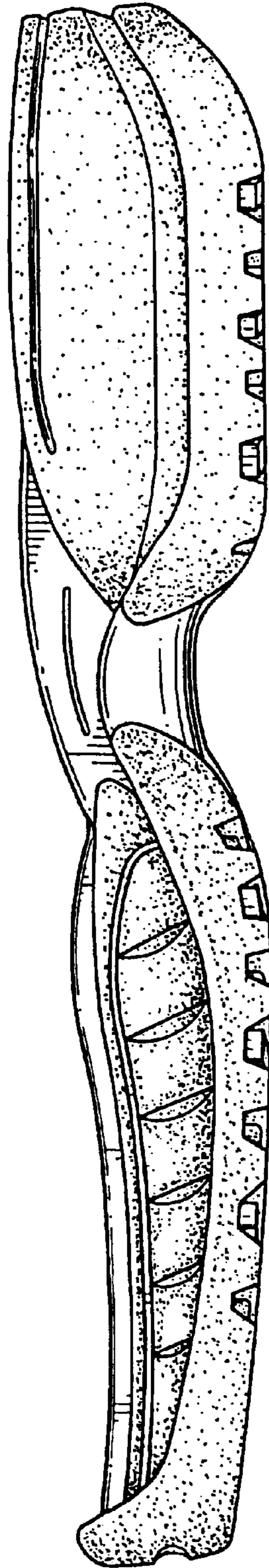


FIG. 3

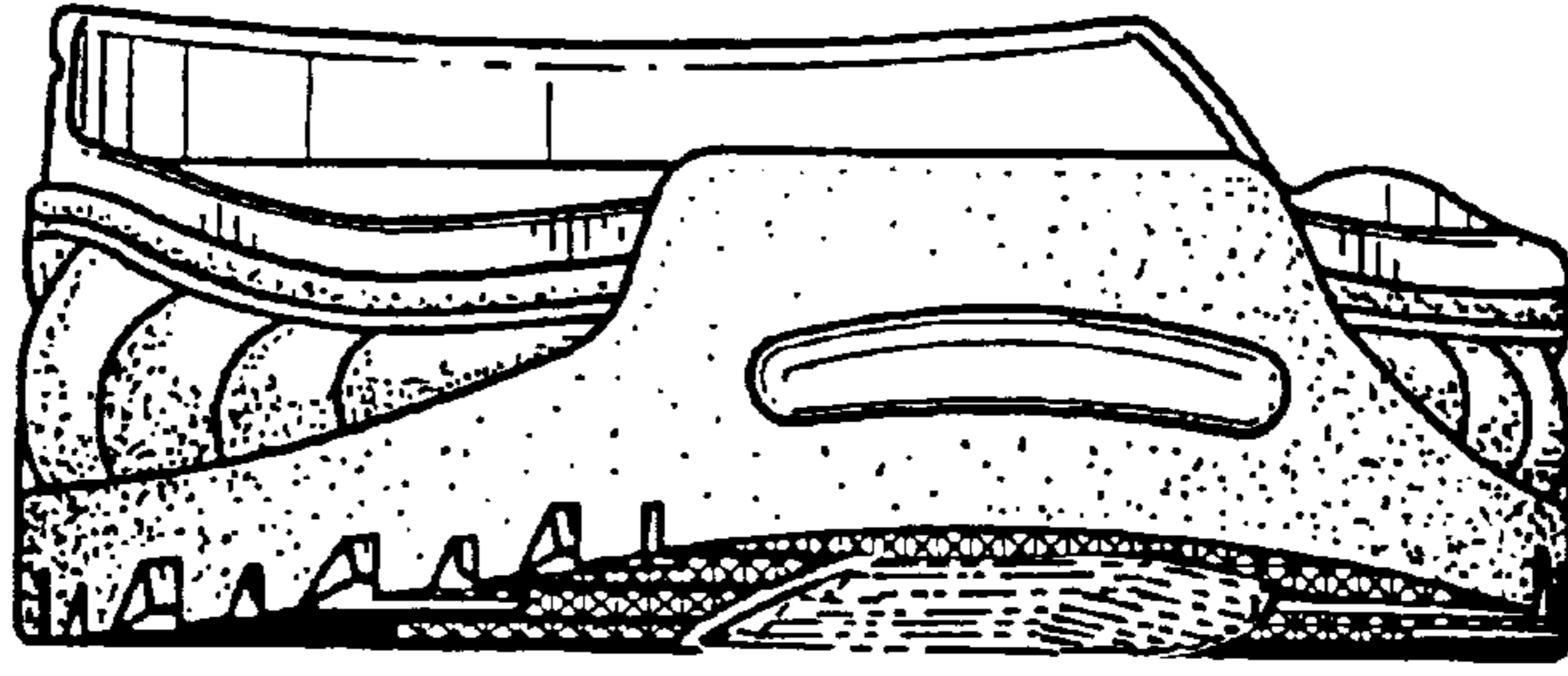


FIG. 4

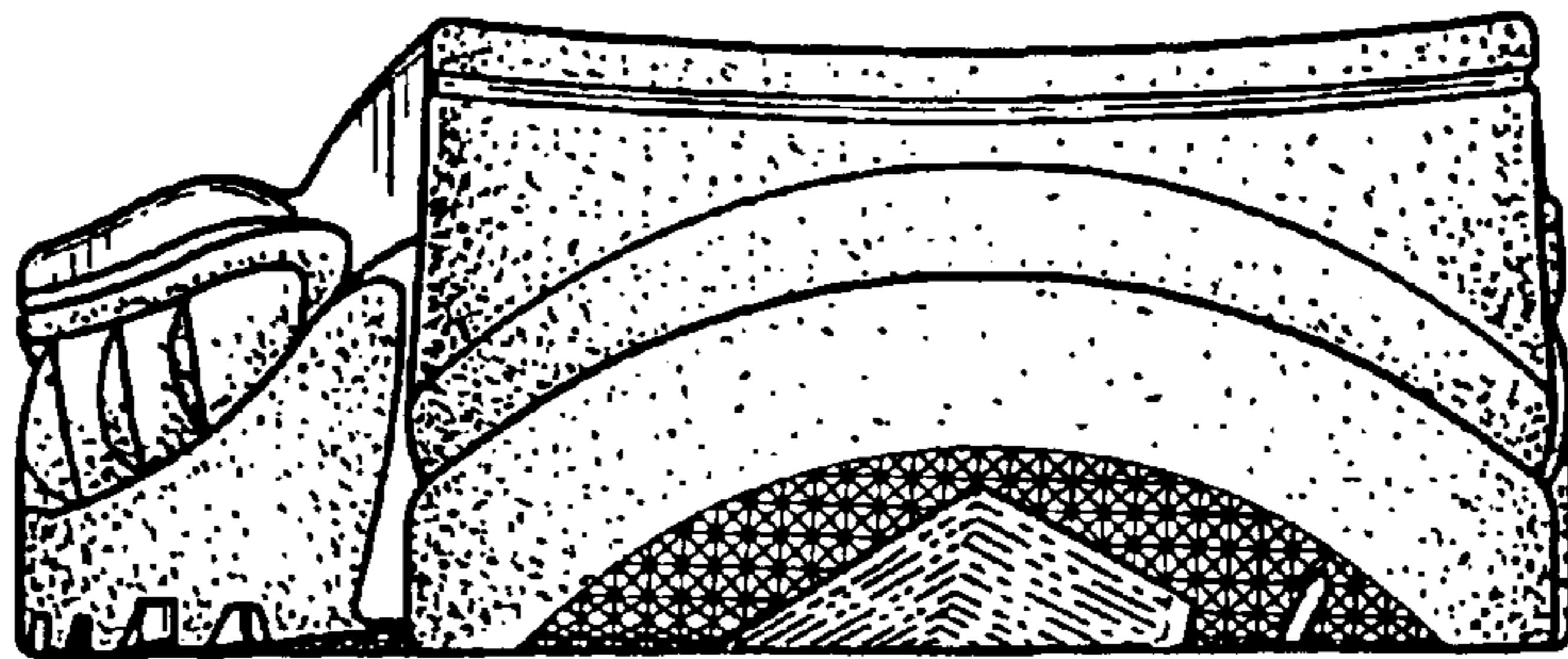


FIG. 5

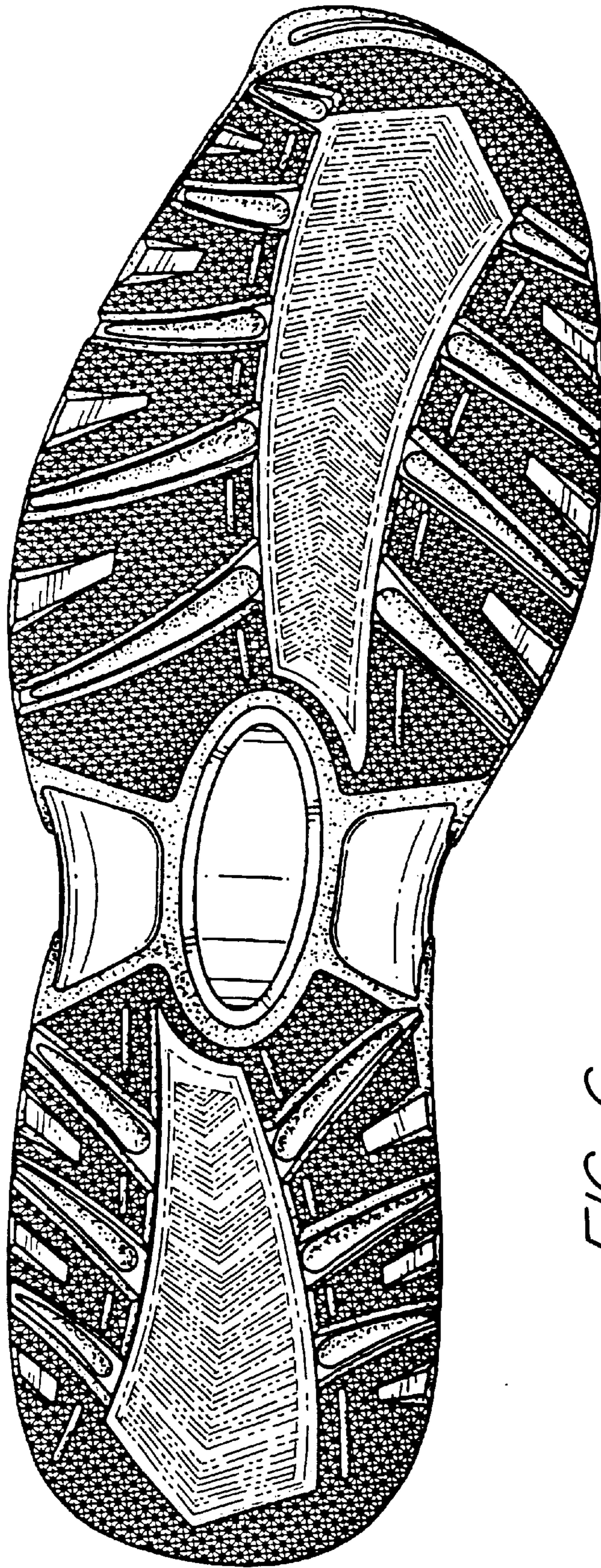


FIG. 6