



US00D485973S

(12) **United States Design Patent**  
**Adams**

(10) **Patent No.:** **US D485,973 S**

(45) **Date of Patent:** **\*\* Feb. 3, 2004**

(54) **FOOTWEAR OUTSOLE**

(75) **Inventor:** **Fiona Jane Adams**, Santa Barbara, CA (US)

(73) **Assignee:** **Global Brand Marketing Inc.**, Santa Barbara, CA (US)

(\*\*) **Term:** **14 Years**

(21) **Appl. No.:** **29/184,035**

(22) **Filed:** **Sep. 26, 2003**

(51) **LOC (7) Cl.** ..... **02-04**

(52) **U.S. Cl.** ..... **D2/954; D2/953**

(58) **Field of Search** ..... D2/946-949, 951-960;  
36/3 B, 22 R, 25 R, 30 R, 32 A, 32 R,  
59 R, 67 A, 67 B

(56) **References Cited**

**U.S. PATENT DOCUMENTS**

D92,670 S	7/1934	Murray	
2,030,545 A	* 2/1936	Schulze	D2/952
D196,489 S	10/1963	Papoutsy	
D206,222 S	* 11/1966	Mostile	D2/952
D238,832 S	* 2/1976	Famolare	D2/952
D262,411 S	12/1981	Crowley et al.	D2/311
D281,829 S	12/1985	Radford	D2/309
D303,317 S	9/1989	Nakano	D2/320
D304,390 S	11/1989	Nakano	D2/320
D319,338 S	8/1991	Nakano	D2/321
D319,920 S	9/1991	Nakano	D2/321
D352,154 S	* 11/1994	Merceron	D2/952
D390,343 S	2/1998	Chen	D2/903
D399,041 S	* 10/1998	Teague	D2/954
D415,607 S	10/1999	Merceron	D2/952

D417,945 S	12/1999	Merceron	D2/952
D424,792 S	5/2000	Briand	D2/955
D430,966 S	9/2000	Brady et al.	D2/908
D437,676 S	2/2001	Ferrer	D2/954
D440,032 S	4/2001	Madden	D2/954
D442,767 S	5/2001	Della Valle	D2/954
D444,620 S	7/2001	Della Valle	D2/954
D446,635 S	8/2001	Pollastrelli	D2/954
D448,544 S	* 10/2001	Della Valle	D2/954
D458,739 S	6/2002	Merceron	D2/954
D471,695 S	3/2003	Valle	D2/956
D474,003 S	* 5/2003	Della Valle	D2/923
D476,468 S	7/2003	Reynolds et al.	D2/954
D481,201 S	* 10/2003	Shea et al.	D2/954

\* cited by examiner

*Primary Examiner*—Celia Murphy

(74) *Attorney, Agent, or Firm*—Jeffer, Mangels, Butler & Marmaro LLP

(57) **CLAIM**

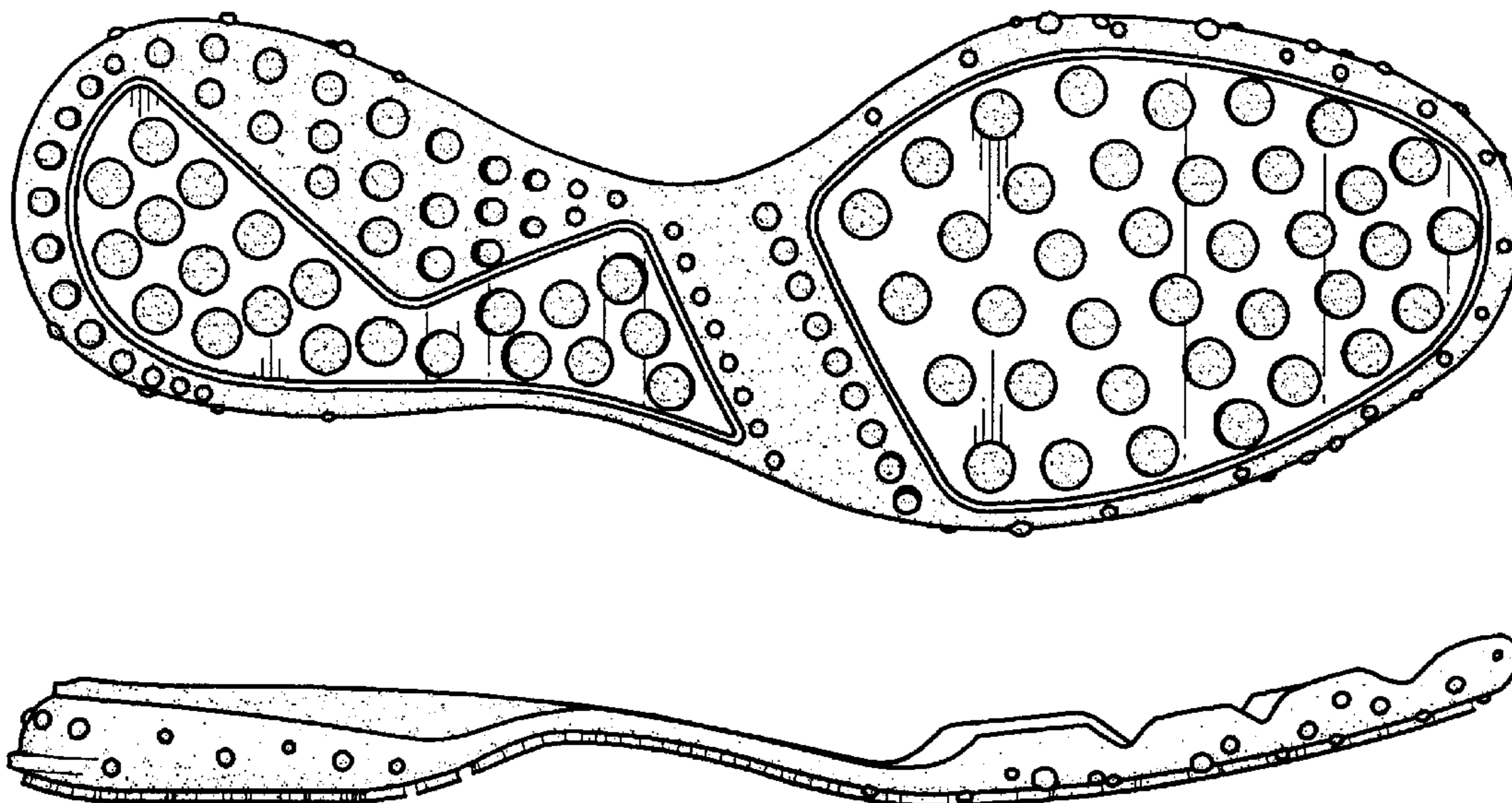
The ornamental design for a footwear outsole, as shown and described.

**DESCRIPTION**

FIG. 1 is a bottom plan view of a footwear outsole showing my new design;  
FIG. 2 is a top plan view thereof;  
FIG. 3 is a left side elevational view thereof;  
FIG. 4 is a right side elevational view thereof;  
FIG. 5 is a front elevational view thereof; and,  
FIG. 6 is a rear elevational view thereof.

The unshaded area within the claimed periphery in FIG. 2 forms no part of the claim.

**1 Claim, 2 Drawing Sheets**



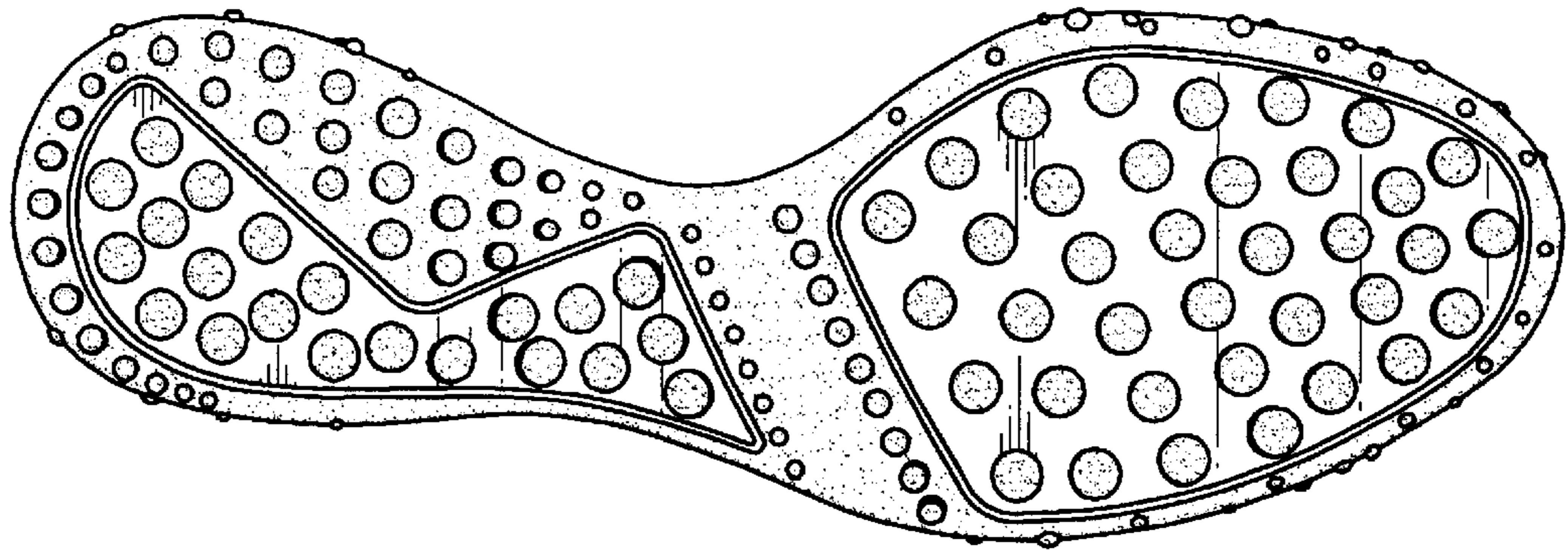


FIG. 1

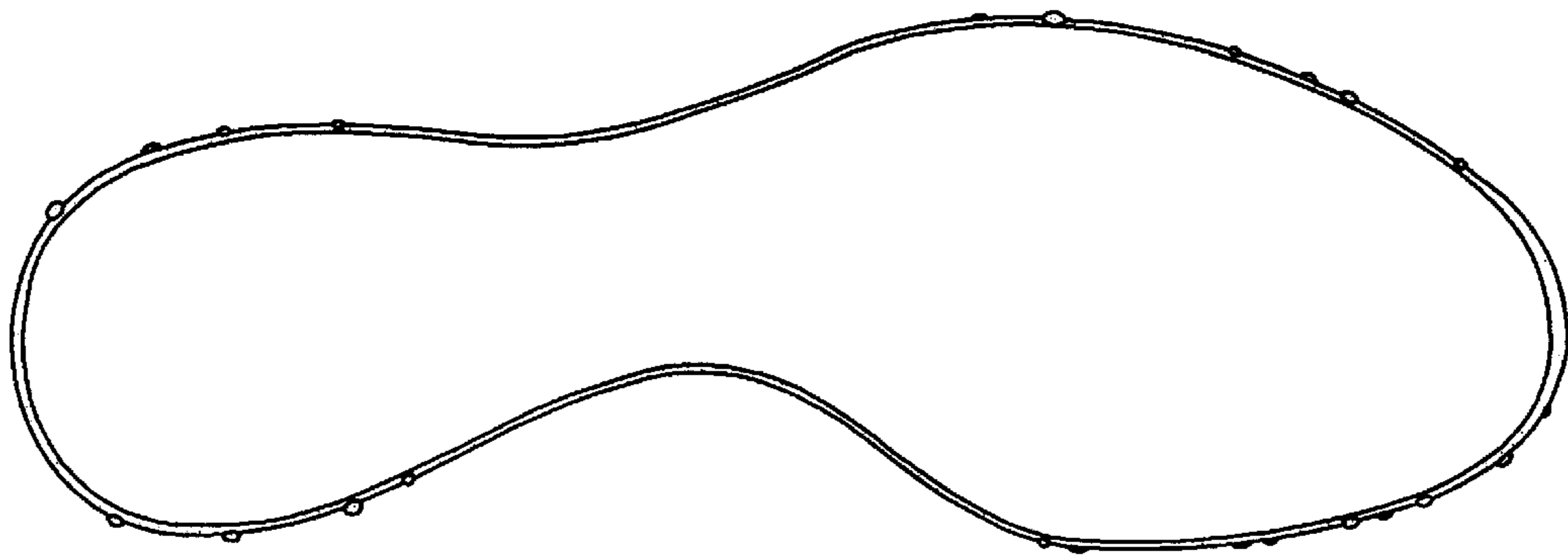


FIG. 2



FIG. 3



FIG. 4

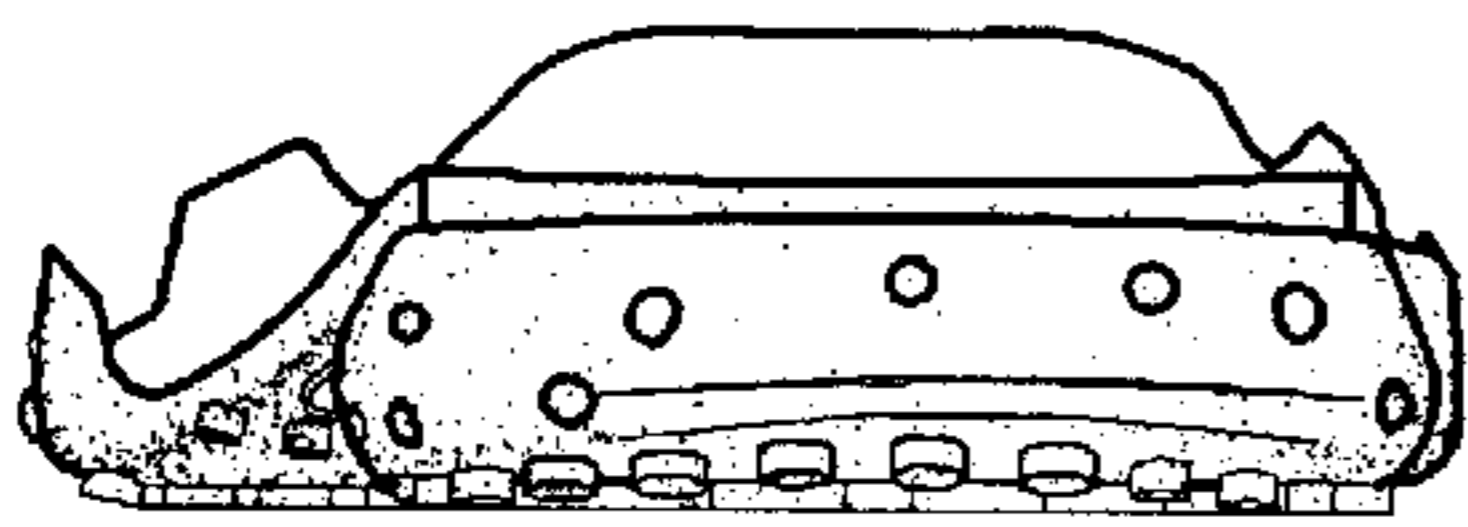


FIG. 5

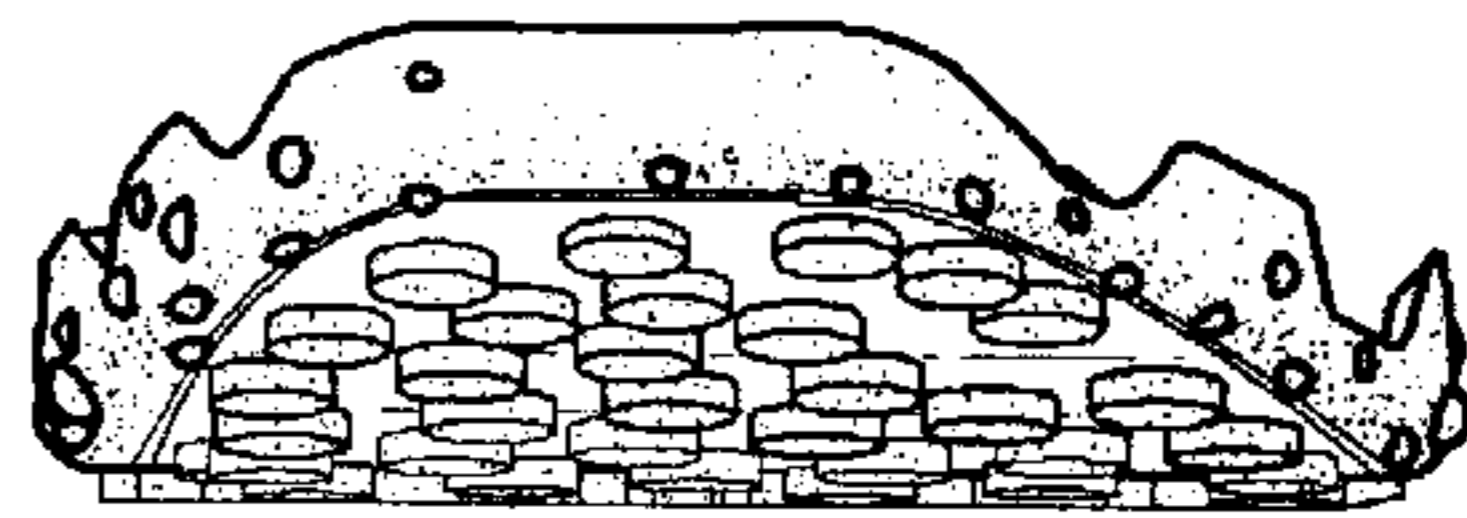


FIG. 6