



US00D485956S

(12) **United States Design Patent**
Brand

(10) **Patent No.:** **US D485,956 S**
(45) **Date of Patent:** **** Jan. 27, 2004**

(54) **WASTE BIN**

(75) Inventor: **Dieter Brand**, Dausenau (DE)
(73) Assignee: **Leifheit AG**, Nassau (DE)
(**) Term: **14 Years**

(21) Appl. No.: **29/173,255**
(22) Filed: **Dec. 24, 2002**

(30) **Foreign Application Priority Data**

Jun. 25, 2002 (DE) 4 02 05 154

(51) **LOC (7) Cl.** **09-09**
(52) **U.S. Cl.** **D34/7**
(58) **Field of Search** D34/1, 5, 6, 7,
D34/8, 9, 10, 11; 220/908, 909, 908.1,
910, 911, 262, 263, 264

(56) **References Cited**

U.S. PATENT DOCUMENTS

D137,448 S * 3/1944 Deutsch D34/8
D333,897 S * 3/1993 Ward D34/7
5,881,896 A * 3/1999 Presnell et al. 220/252
5,957,319 A * 9/1999 Shane da Costa 220/495.06
D418,650 S * 1/2000 Neuhaus D34/1
D447,308 S * 8/2001 Lin D34/9
D450,901 S * 11/2001 Lin D34/9
D460,595 S * 7/2002 Lin D34/7
D472,686 S * 4/2003 Lin D34/7

OTHER PUBLICATIONS

U.S. patent application Ser. No. 29/173,256, filed Dec. 24, 2002; Title: Waste Bin; Inventor: Dieter Brand.
U.S. patent application Ser. No. 29/173,257, filed Dec. 24, 2002; Title: Waste Bin; Inventor: Dieter Brand.
U.S. patent application Ser. No. 29/173,258, filed Dec. 24, 2002; Title: Waste Bin; Inventor: Dieter Brand.

* cited by examiner

Primary Examiner—Cynthia E. Ramirez

(74) *Attorney, Agent, or Firm*—Frishauf, Holtz, Goodman & Chick, P.C.


(57) **CLAIM**

The ornamental design for a waste bin, as shown and described.

DESCRIPTION

FIG. 1 is a top, front, right side perspective view showing my new design;
FIG. 2 is a front elevational view thereof;
FIG. 3 is a rear elevational view thereof;
FIG. 4 is a left side elevational view thereof, the right side being a mirror image; and,
FIG. 5 is a top plan view thereof.
The bottom view is not shown and forms no part of the claimed design.

1 Claim, 2 Drawing Sheets






Fig. 1




Fig. 2




Fig. 3




Fig. 4




Fig. 5