



US00D485933S

(12) **United States Design Patent**
Kuelbs et al.

(10) **Patent No.:** **US D485,933 S**
(45) **Date of Patent:** **** Jan. 27, 2004**

(54) **BOTTOM PORTION OF LAMP OR HANGABLE ACCESSORY**

(75) Inventors: **Gregory G. Kuelbs**, Westlake, TX (US); **Zhongxing Zhou**, Ronggui Town (CN)

(73) Assignee: **World Factory, Inc.**, Southlake, TX (US)

(**) Term: **14 Years**

(21) Appl. No.: **29/165,524**

(22) Filed: **Aug. 9, 2002**

(Under 37 CFR 1.47)

(51) **LOC (7) Cl.** **26-99**

(52) **U.S. Cl.** **D26/113; D26/67**

(58) **Field of Search** D26/67, 68, 72, D26/80-92, 113, 118, 128, 129; 362/147, 153, 153.1, 159, 363, 367, 368, 404-408, 431, 432

(56) **References Cited**

U.S. PATENT DOCUMENTS

D66,189 S	*	12/1924	Jaeger	D26/87
D353,906 S	*	12/1994	Hsu	D26/87
D445,524 S		7/2001	Chen	D26/72
D470,963 S	*	2/2003	Cheong	D26/67

OTHER PUBLICATIONS

CENS Lighting Jul. 2002; p. 78; items circled at top left side of page.*

CENS Lighting Apr. 2002; p. 116; item#SL172PW.*

* cited by examiner

Primary Examiner—Clare E. Heflin

(74) *Attorney, Agent, or Firm*—Melvin A. Hunn; Hill & Hunn, LLP

(57) **CLAIM**

The ornamental design for a bottom portion of lamp or hangable accessory, as shown and described.

DESCRIPTION

FIG. 1 is a perspective view of the bottom portion of lamp or hangable accessory according to the present invention.

FIG. 2 is a front view of the bottom portion of lamp or hangable accessory according to the present invention.


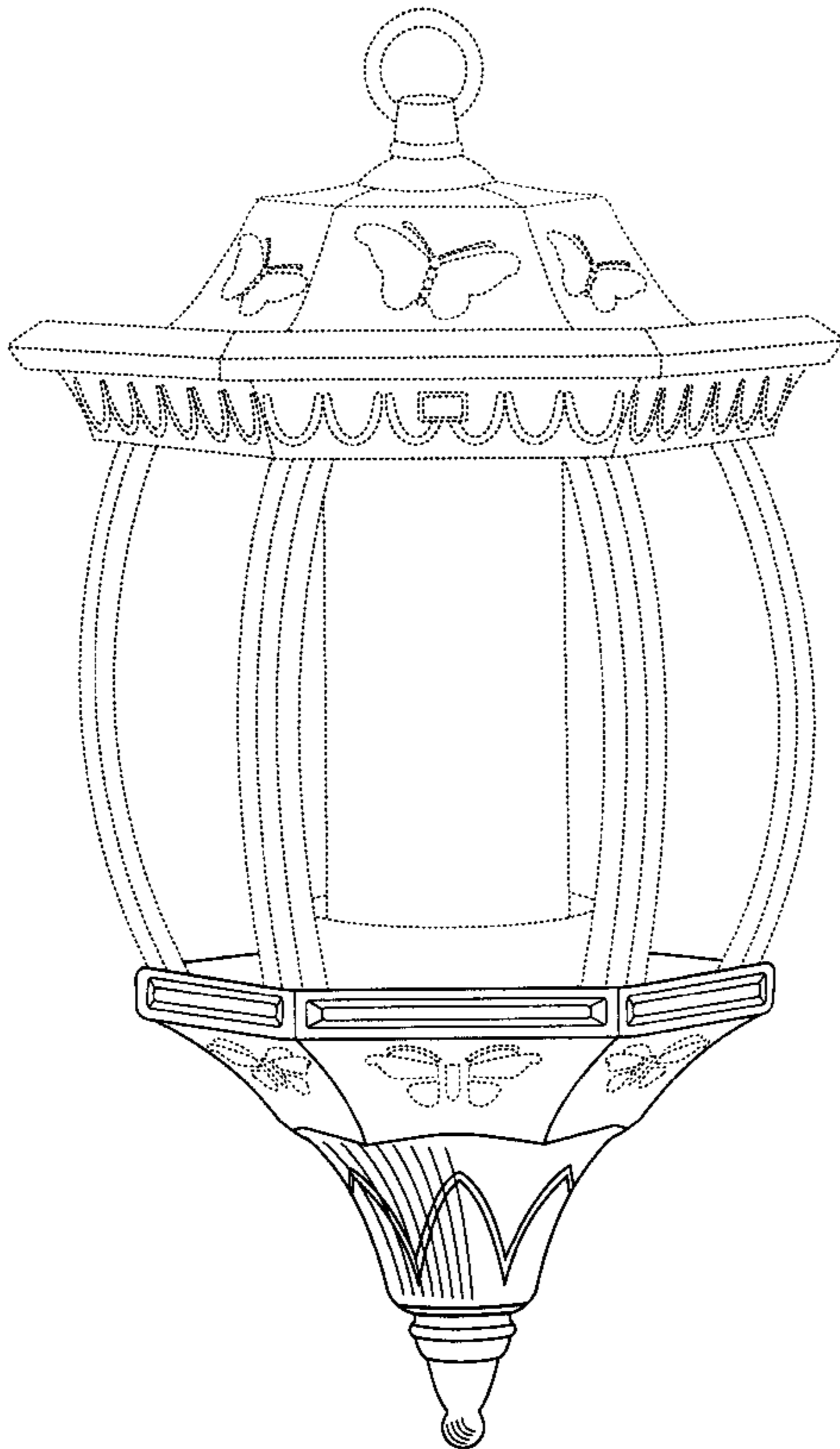
FIG. 3 is a rear view of the bottom portion of lamp or hangable accessory according to the present invention.

FIG. 4 is right side view of the bottom portion of lamp or hangable accessory according to the present invention. The left side view is identical to the right side view; and,

FIG. 5 is a bottom view of the bottom portion of lamp or hangable accessory according to the present invention.

The broken lines shown on the drawings are for illustrative purposes only and form no part of the claimed design.

1 Claim, 5 Drawing Sheets



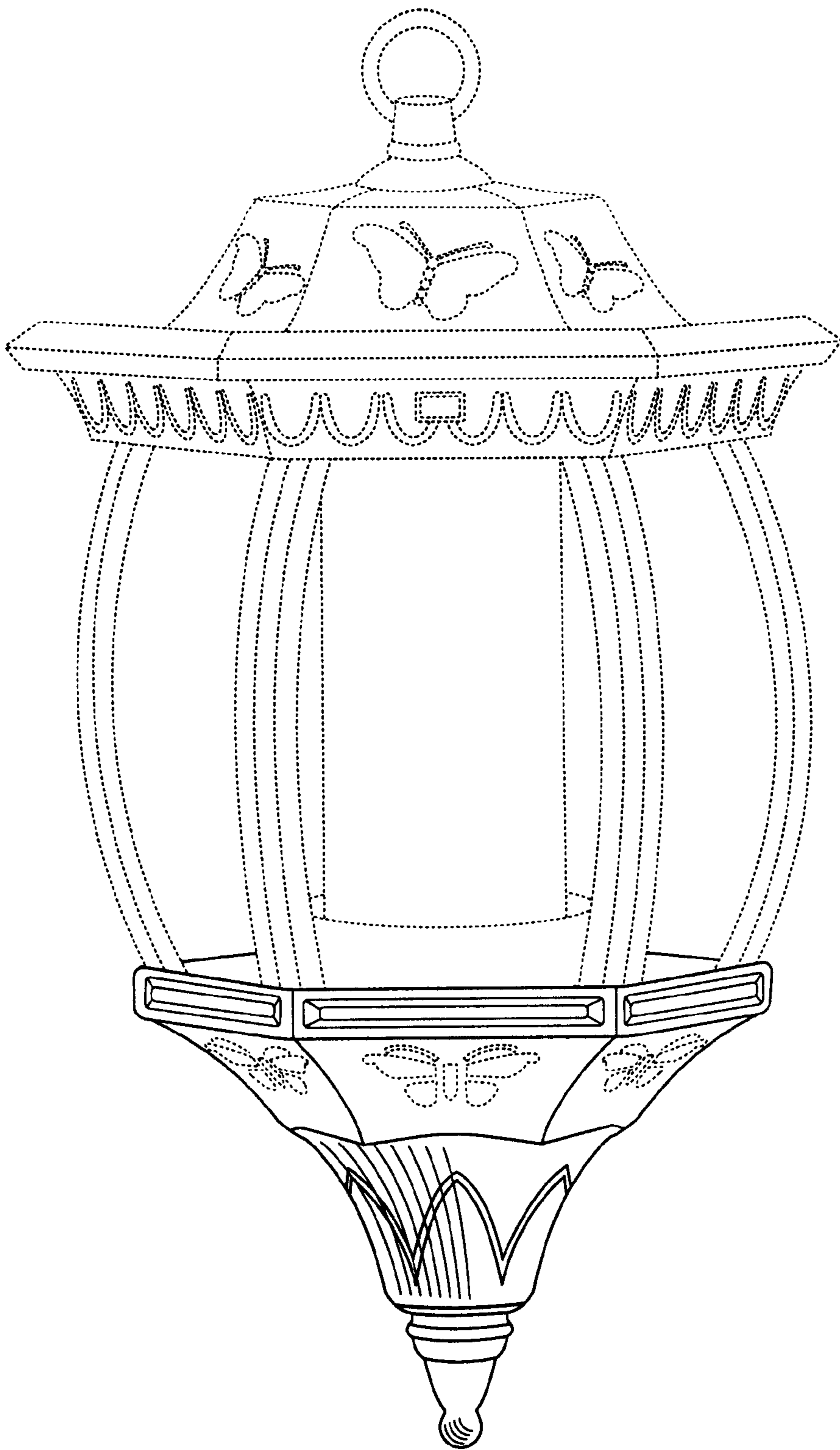


Figure 1

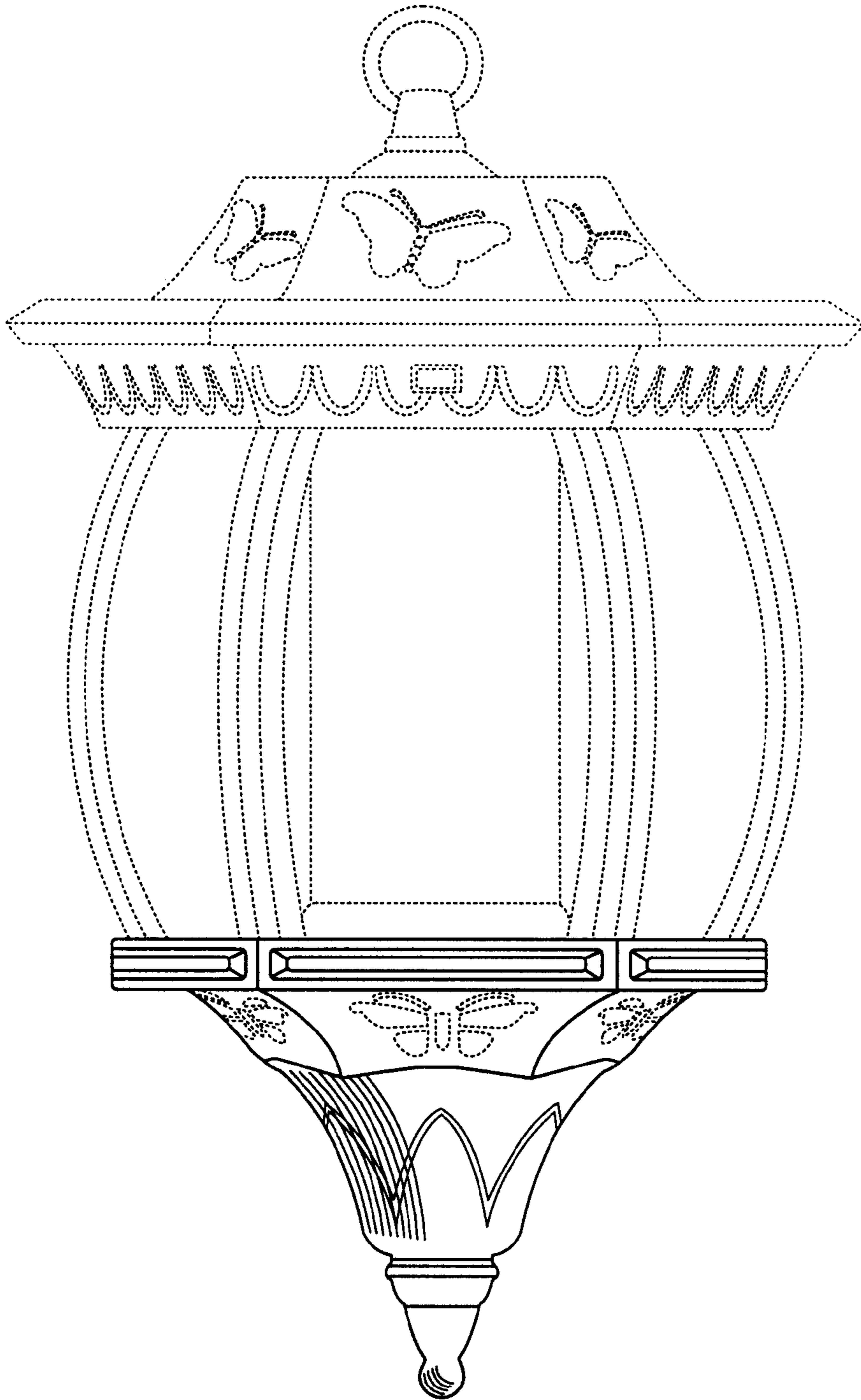


Figure 2

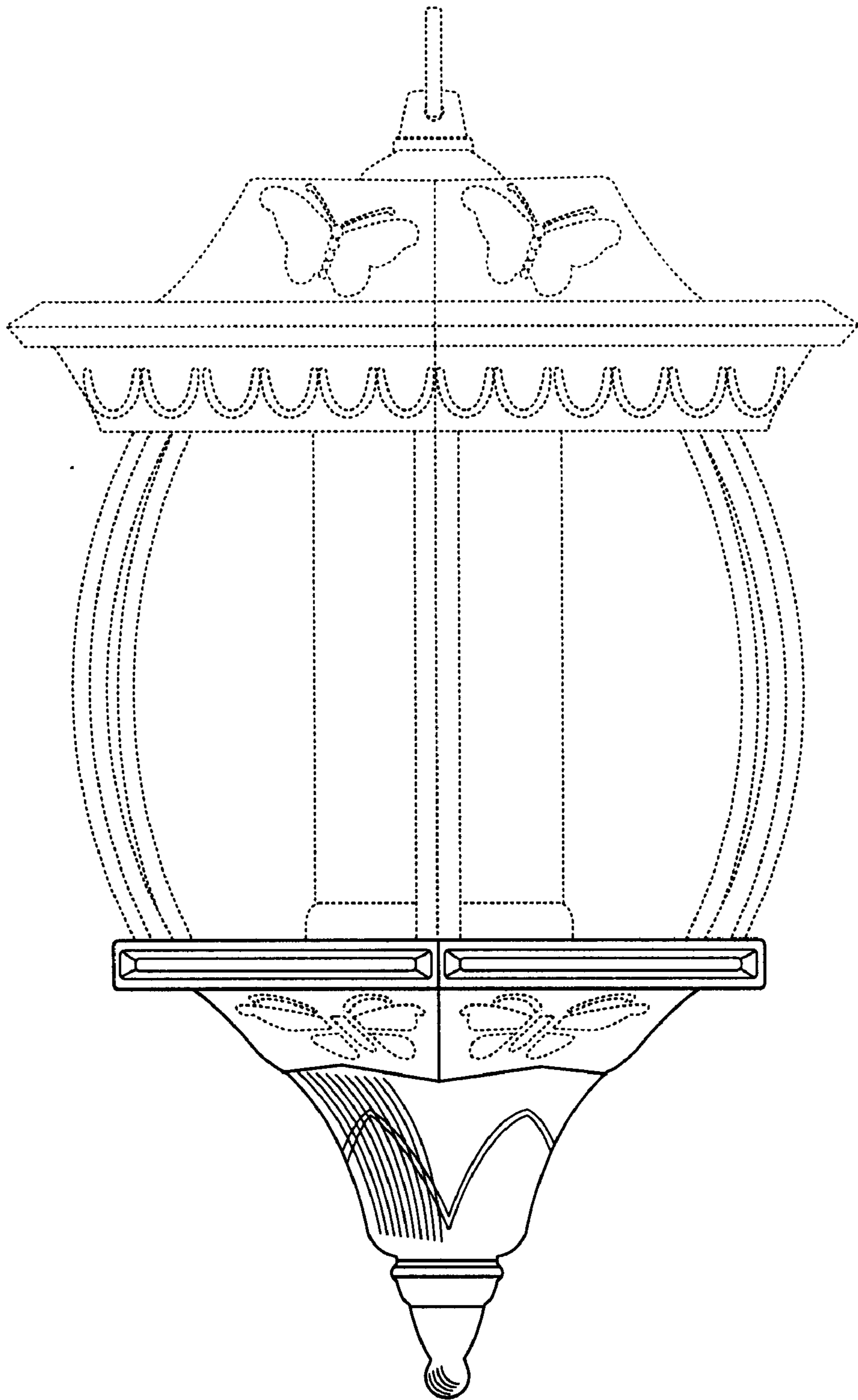


Figure 3




Figure 4




Figure 5