



US00D485932S

(12) **United States Design Patent**
Crane

(10) **Patent No.:** **US D485,932 S**

(45) **Date of Patent:** **** Jan. 27, 2004**

(54) **LUMINAIRE HOUSING**

(75) Inventor: **Roy B. Crane**, Wilmineton, MA (US)

(73) Assignee: **Genlyte Thomas Group LLC**,
Louisville, KY (US)

(**) Term: **14 Years**

(21) Appl. No.: **29/177,068**

(22) Filed: **Mar. 4, 2003**

(51) **LOC (7) Cl.** **26-03**

(52) **U.S. Cl.** **D26/76; D26/77**

(58) **Field of Search** **D26/24, 72, 75-78;**
362/133, 147, 151, 217-225, 404

(56) **References Cited**

U.S. PATENT DOCUMENTS

3,240,928	A	*	3/1966	Young	362/225
4,591,958	A	*	5/1986	Lambo	362/219
4,646,212	A	*	2/1987	Florence	362/225
D292,026	S	*	9/1987	Krol	D26/77
D334,076	S	*	3/1993	Dieperink et al.	D26/77
D399,019	S	*	9/1998	Wilmotte	D26/77
5,803,589	A	*	9/1998	Lee	362/225
5,908,234	A	*	6/1999	Kreeft	362/223

* cited by examiner

Primary Examiner—Clare E. Heflin

(74) *Attorney, Agent, or Firm*—John F. Salazar; Middleton & Reutlinger

(57) **CLAIM**

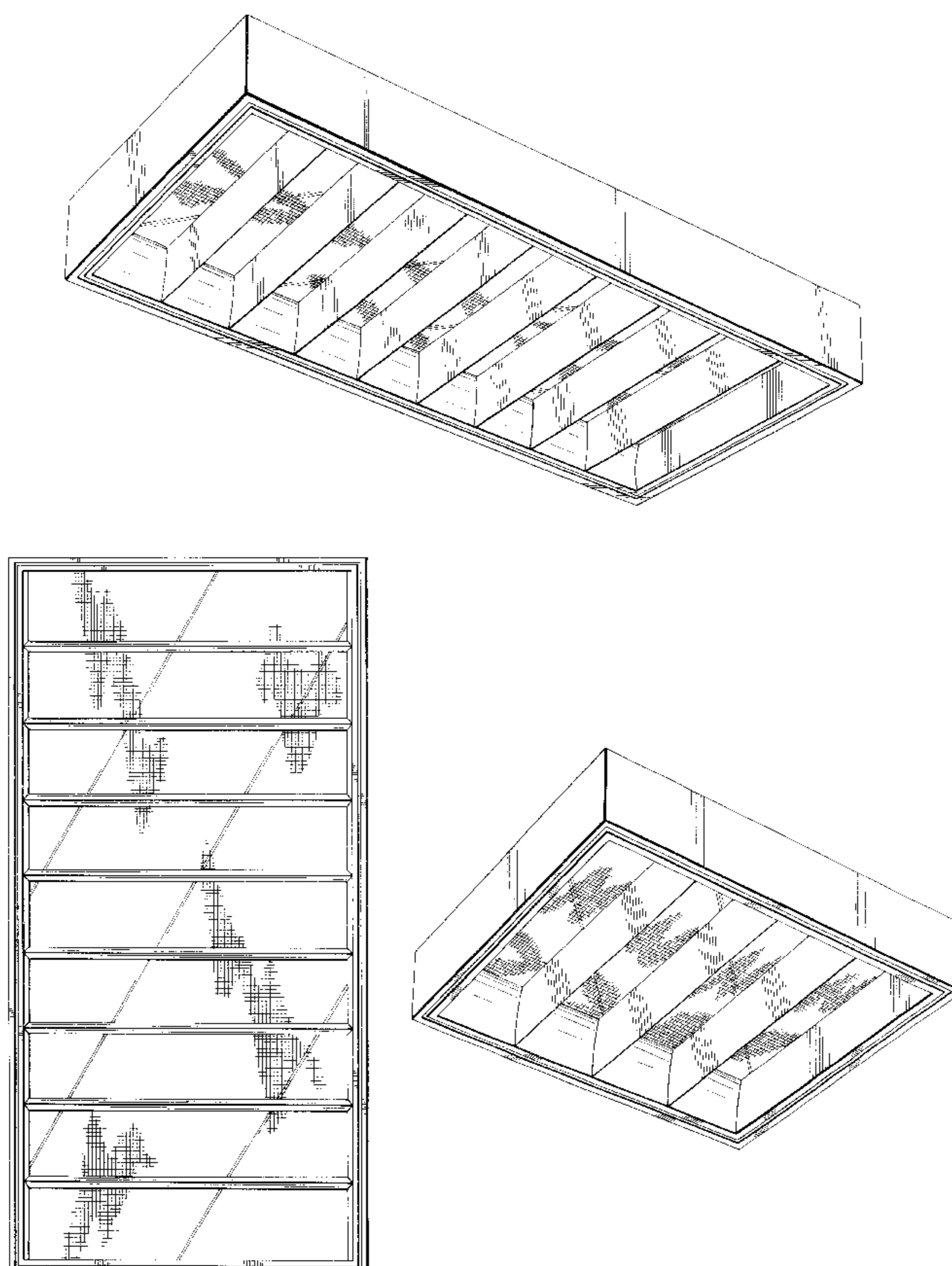
The ornamental design for a luminaire housing, as shown and described.

DESCRIPTION

FIG. 1 is a perspective view of a luminaire housing showing my design;
 FIG. 2 is a bottom plan view thereof;
 FIG. 3 is a top plan view thereof;
 FIG. 4 and FIG. 6 are a side elevational view thereof,
 FIG. 5 is a front elevational view thereof;
 FIG. 7 is a rear elevational view thereof;
 FIG. 8 is a perspective view of a second embodiment of the luminaire housing of my design;
 FIG. 9 is a bottom plan view thereof;
 FIG. 10 and FIG. 14 are a side elevational view thereof;
 FIG. 11 is a front elevational view thereof;
 FIG. 12 is a top plan view thereof; and,
 FIG. 13 is a rear elevational view thereof.

With the exception of the length, it is understood that the top, bottom and side views of the second embodiment is identical to the first embodiment.

1 Claim, 7 Drawing Sheets



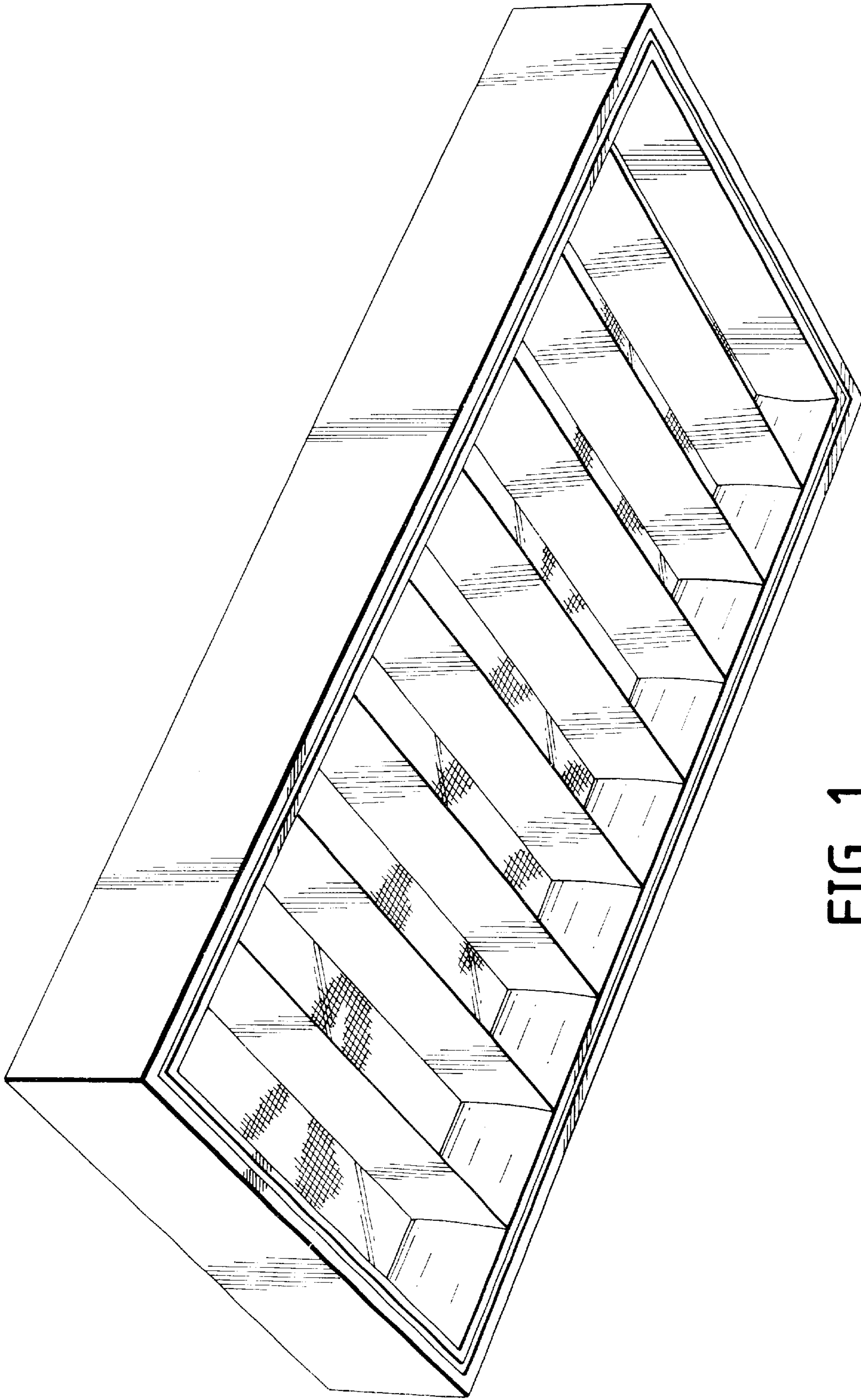


FIG. 1

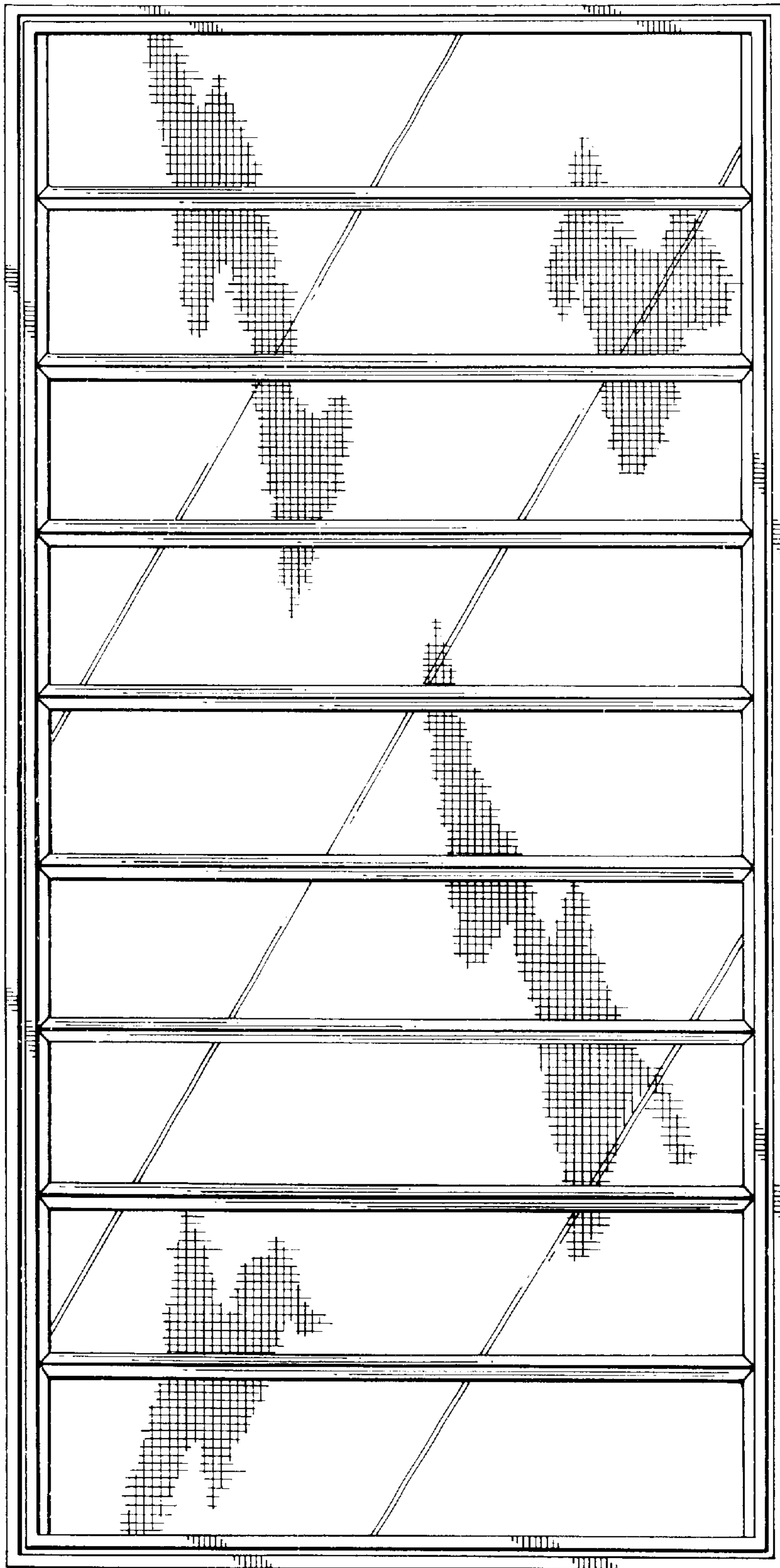


FIG. 2




FIG. 3




FIG. 5




FIG. 4




FIG. 6




FIG. 7

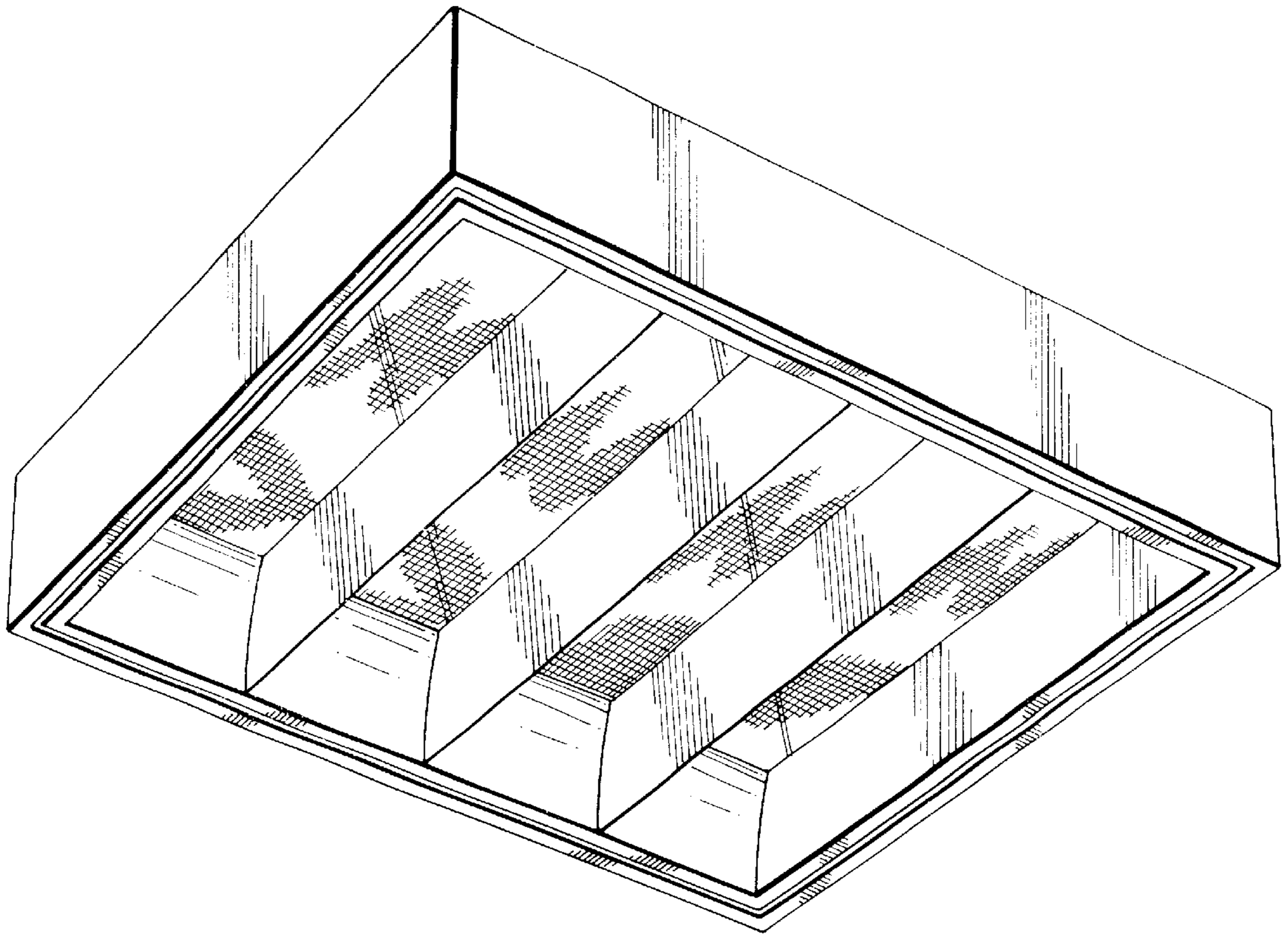


FIG. 8

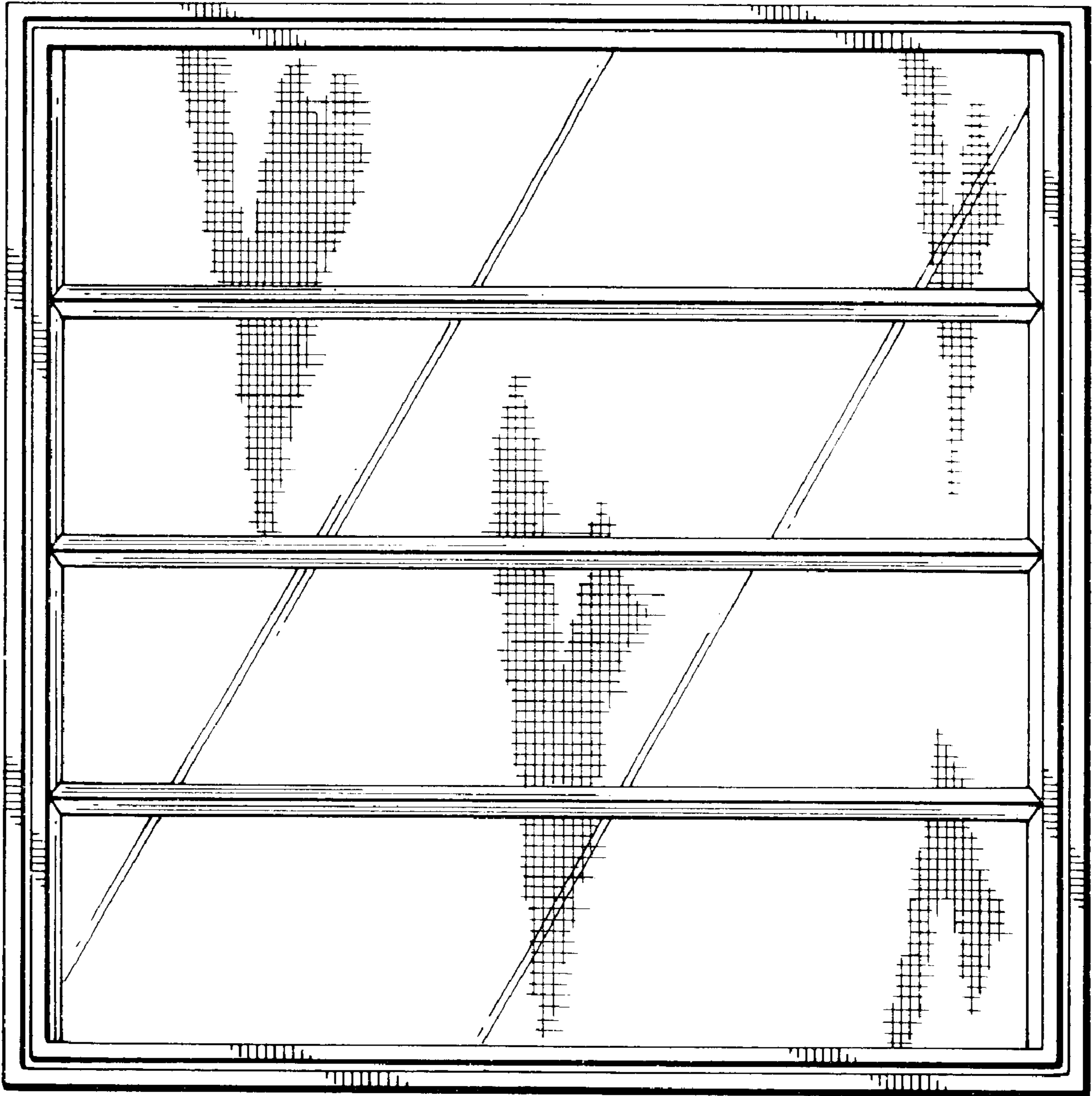


FIG. 9



FIG. 10




FIG. 11




FIG. 12




FIG. 13

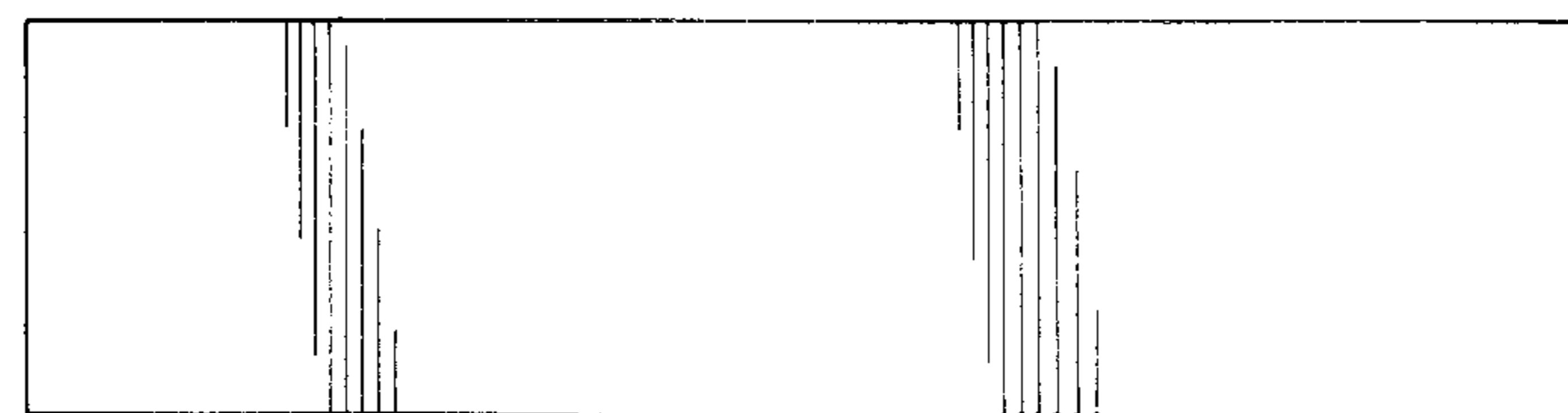


FIG. 14