



US00D485920S

(12) **United States Design Patent**  
**Yoneyama**

(10) **Patent No.:** **US D485,920 S**  
(45) **Date of Patent:** **\*\* Jan. 27, 2004**

(54) **REAR COMBINATION LAMP FOR AN  
AUTOMOBILE**

(75) Inventor: **Yoshinobu Yoneyama**, Aichi-ken (JP)  
(73) Assignee: **Toyota Jidosha Kabushiki Kaisha** (JP)  
(\*\*) Term: **14 Years**

(21) Appl. No.: **29/176,665**  
(22) Filed: **Feb. 25, 2003**

(30) **Foreign Application Priority Data**  
Dec. 17, 2002 (JP) ..... 2002-034954

(51) **LOC (7) Cl.** ..... **26-06**  
(52) **U.S. Cl.** ..... **D26/28**  
(58) **Field of Search** ..... D26/28-36; 362/67,  
362/80, 81, 82, 83, 833, 267, 269, 330-340

(56) **References Cited**

**U.S. PATENT DOCUMENTS**

D463,049 S \* 9/2002 Yang ..... D26/28  
D467,369 S \* 12/2002 Horowitz ..... D26/28  
D468,462 S \* 1/2003 Horowitz ..... D26/28  
D477,098 S \* 7/2003 Moriai et al. .... D26/28

**OTHER PUBLICATIONS**

2001 Mercedes C200; Imported Cars Guide Book 2002;  
Oct. 24, 2001; p. 121.  
2001 Toyota VOXY; Brochure of VOXY; Nov. 2001.

\* cited by examiner

*Primary Examiner*—Marcus A. Jackson  
(74) *Attorney, Agent, or Firm*—SAIDMAN DesignLaw  
Group

(57) **CLAIM**

The ornamental design for a rear combination lamp for an  
automobile, as shown and described.

**DESCRIPTION**

FIG. 1 is a perspective view of a rear combination lamp for  
an automobile showing my new design;  
FIG. 2 is a front view thereof;  
FIG. 3 is a rear view thereof;  
FIG. 4 is a left side thereof;  
FIG. 5 is a right side thereof;  
FIG. 6 is a top view thereof; and,  
FIG. 7 is a bottom view thereof.

**1 Claim, 3 Drawing Sheets**





FIG. 1




FIG. 2







FIG. 3




**FIG. 4**



**FIG. 5**



**FIG. 6**



**FIG. 7**