



US00D485908S

(12) **United States Design Patent**  
**Sachi**

(10) **Patent No.:** **US D485,908 S**

(45) **Date of Patent:** **\*\* Jan. 27, 2004**

(54) **PATCH**

(76) **Inventor:** **Toru Sachi**, 2-13, Chuomachi 2-chome,  
Nakatsu-shi Oita (JP), 871-0024

(\*\*) **Term:** **14 Years**

(21) **Appl. No.:** **29/166,440**

(22) **Filed:** **Aug. 28, 2002**

(51) **LOC (7) Cl.** ..... **24-04**

(52) **U.S. Cl.** ..... **D24/189**

(58) **Field of Search** ..... D24/189; 604/289,  
604/290, 304, 305; 602/48

(56) **References Cited**

**U.S. PATENT DOCUMENTS**

- 5,259,835 A \* 11/1993 Clark et al. .... 602/48
- 5,762,620 A \* 6/1998 Cartmell et al. .... 602/42
- 6,103,951 A \* 8/2000 Freeman ..... 602/48
- 6,364,862 B1 \* 4/2002 Bonilla ..... 604/289

\* cited by examiner

*Primary Examiner*—Stella Reid

(74) *Attorney, Agent, or Firm*—Oblon, Spivak, McClelland,  
Maier & Neustadt, P.C.

(57) **CLAIM**

The ornamental design for a patch, as shown and described.

**DESCRIPTION**

FIG. 1 is a front elevational view of a patch, showing my design, the rear elevational view being a mirror image of the front view shown;

FIG. 2 is a top plan view thereof;

FIG. 3 is a bottom plan view thereof;

FIG. 4 is a right side elevational view thereof, the left side elevational view thereof being a mirror image of the side view shown; and,

FIG. 5 is an enlarged cross-sectional view taken along line 5—5 of FIG. 2.

**1 Claim, 2 Drawing Sheets**

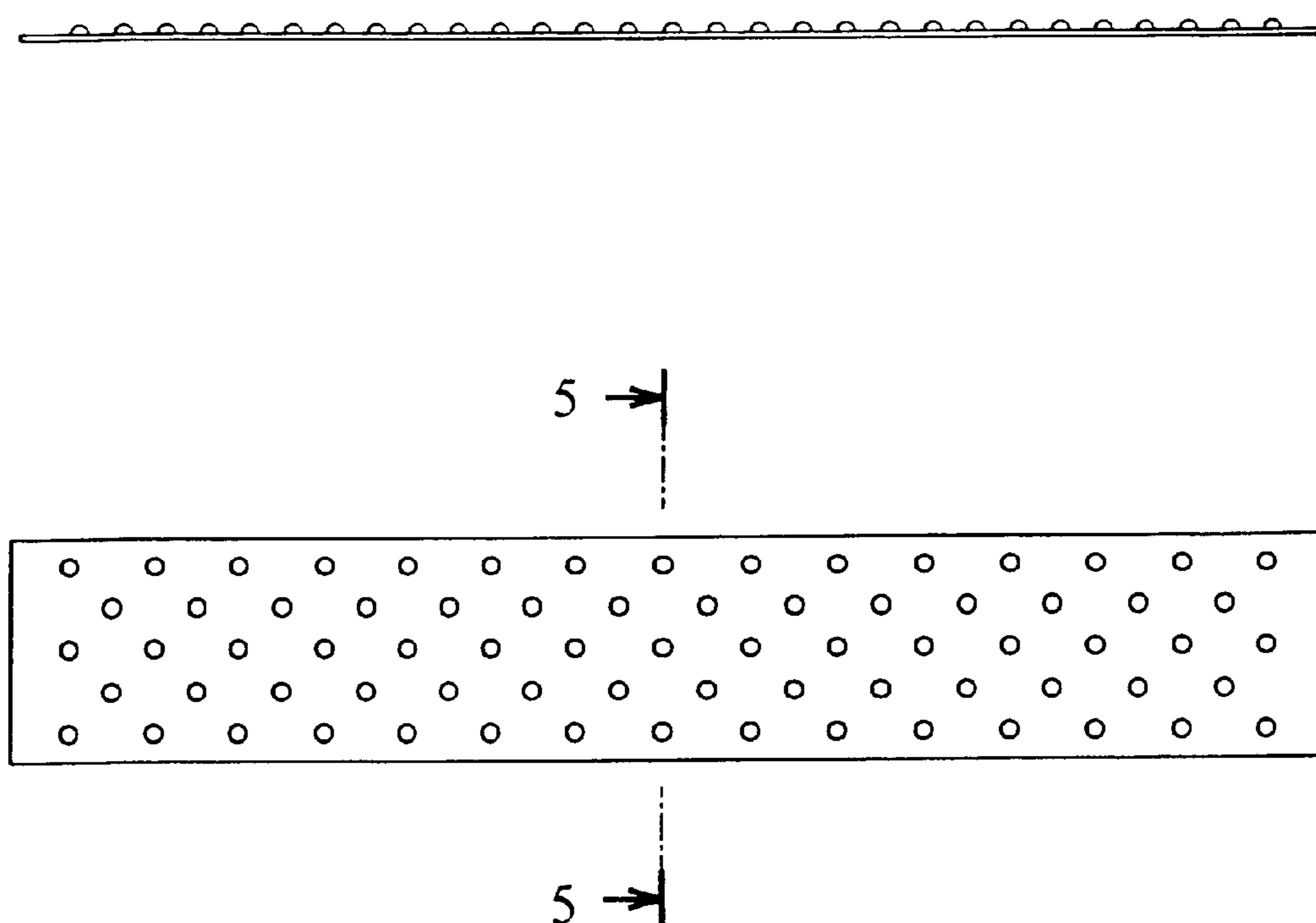


FIG. 1



FIG. 2

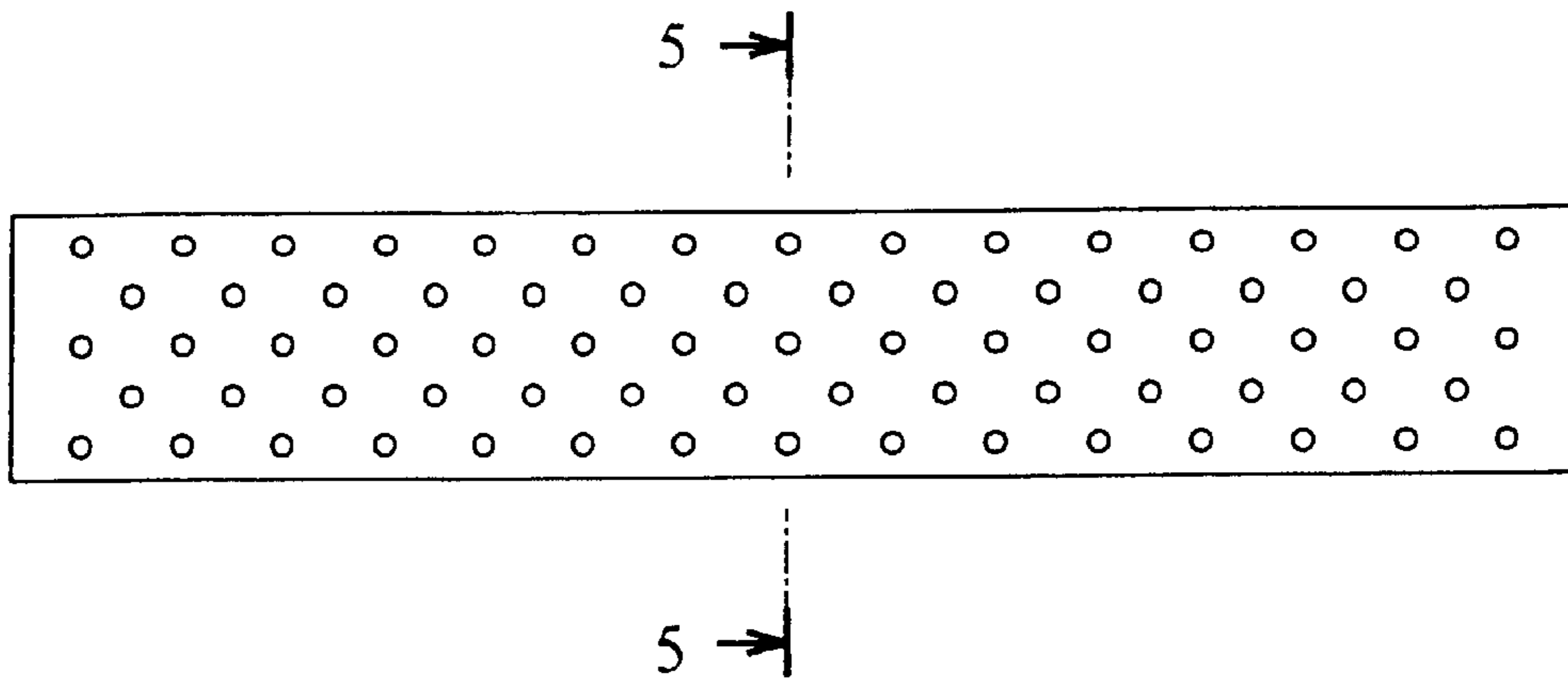


FIG. 3




FIG. 4



FIG. 5

