



US00D485905S

(12) **United States Design Patent**
Moore et al.

(10) **Patent No.:** **US D485,905 S**

(45) **Date of Patent:** **** Jan. 27, 2004**

(54) **NASAL MASK**

(75) **Inventors:** **Rachael E Moore**, Waverley (AU);
Philip R. Kwok, Chatswood (AU);
Andrew M. Price, Baulkham Hills (AU);
Saad Nasr, Brighton Le Sands (AU);
Anthony M Ging, Summer Hill (AU)

(73) **Assignee:** **Resmed Limited**, North Ryde (AU)

(**) **Term:** **14 Years**

(21) **Appl. No.:** **29/166,190**

(22) **Filed:** **Aug. 9, 2002**

(51) **LOC (7) Cl.** **29-02**

(52) **U.S. Cl.** **D24/110.1; D24/110.4**

(58) **Field of Search** **D24/110.1, 110.4, D24/110.5, 164; 128/207.11, 207.13, 205.25, 207.17, 206.21, 206.27, 206.26**

(56) **References Cited**

U.S. PATENT DOCUMENTS

| | | | | |
|-----------|----|----------|-----------------|------------------|
| 1,192,186 | A | 7/1916 | Greene | |
| D383,204 | S | * 9/1997 | Lomas | D24/110.2 |
| 5,724,965 | A | * 3/1998 | Handke et al. | 128/207.13 |
| 5,937,851 | A | * 8/1999 | Serowski et al. | 128/205.25 |
| D423,096 | S | 4/2000 | Kwok | |
| 6,044,844 | A | * 4/2000 | Kwok et al. | 128/207.11 |
| 6,112,746 | A | 9/2000 | Kwok et al. | |
| 6,119,694 | A | 9/2000 | Correa et al. | |
| 6,357,441 | B1 | * 3/2002 | Kwok et al. | 128/207.13 |

| | | | | |
|--------------|----|-----------|-----------------|------------------|
| 6,422,238 | B1 | * 7/2002 | Lithgow | 128/207.11 |
| D464,426 | S | * 10/2002 | Palkon et al. | D24/110.1 |
| D464,428 | S | * 10/2002 | Barnett et al. | D24/110.4 |
| 6,457,473 | B1 | * 10/2002 | Brostrom et al. | 128/207.11 |
| 2002/0056457 | A1 | 5/2002 | Demers et al. | |

FOREIGN PATENT DOCUMENTS

WO WO 02/096342 12/2002

* cited by examiner

Primary Examiner—Ian Simmons

(74) *Attorney, Agent, or Firm*—Nixon & Vanderhye P.C.

(57) **CLAIM**

The ornamental design of a nasal mask, as shown and described.

DESCRIPTION

FIG. 1 is a perspective illustration, from the front and right side, of a first embodiment of a nasal mask according to our design;

FIG. 2 is a top view thereof;

FIG. 3 is a bottom view thereof;

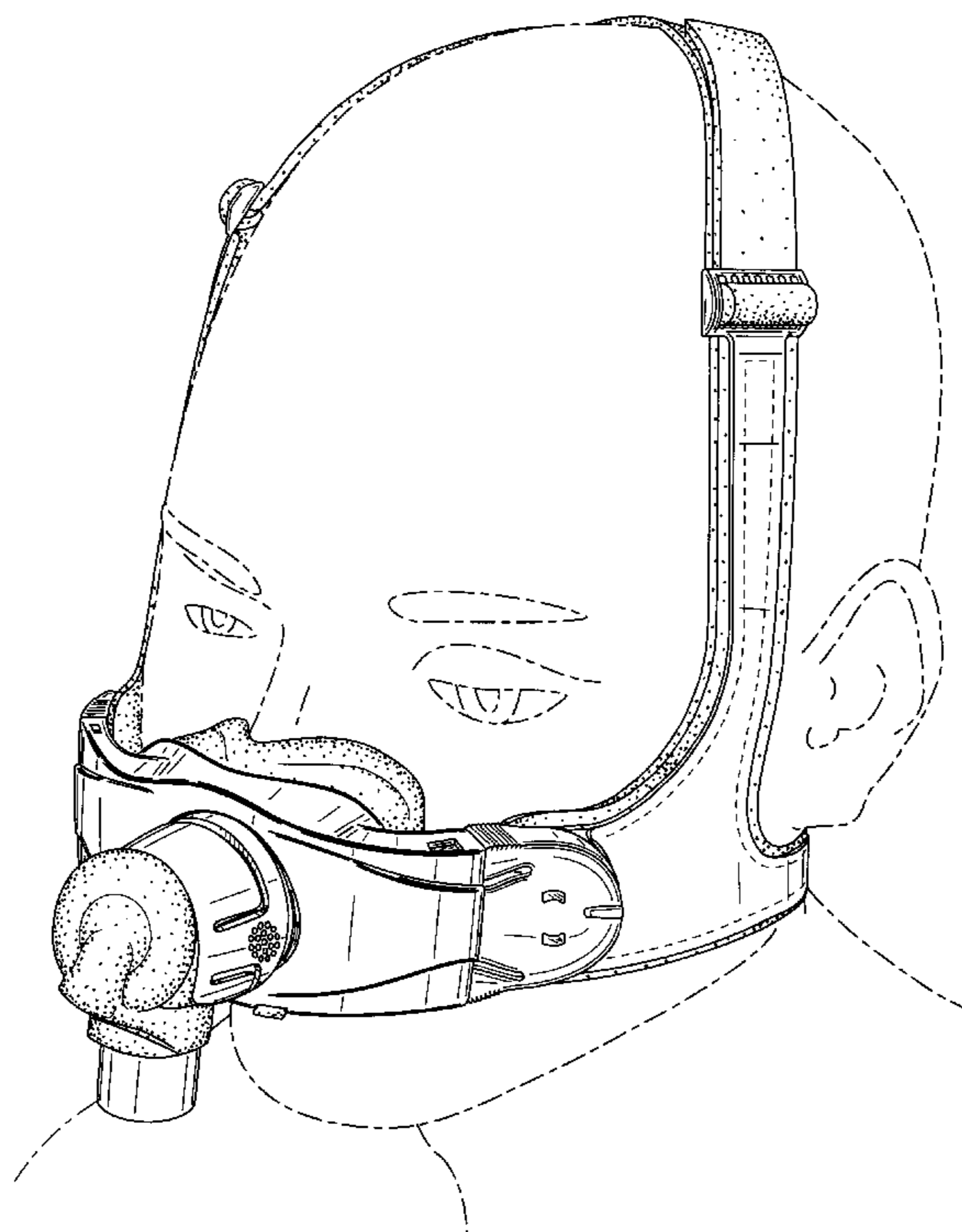
FIG. 4 is a right side view thereof, with the left side view being a mirror image thereof;

FIG. 5 is a front view thereof; and,

FIG. 6 is a rear view thereof.

Where included, broken lines showing environment or structure are for illustrative purposes only and form no part of the claimed design.

1 Claim, 6 Drawing Sheets



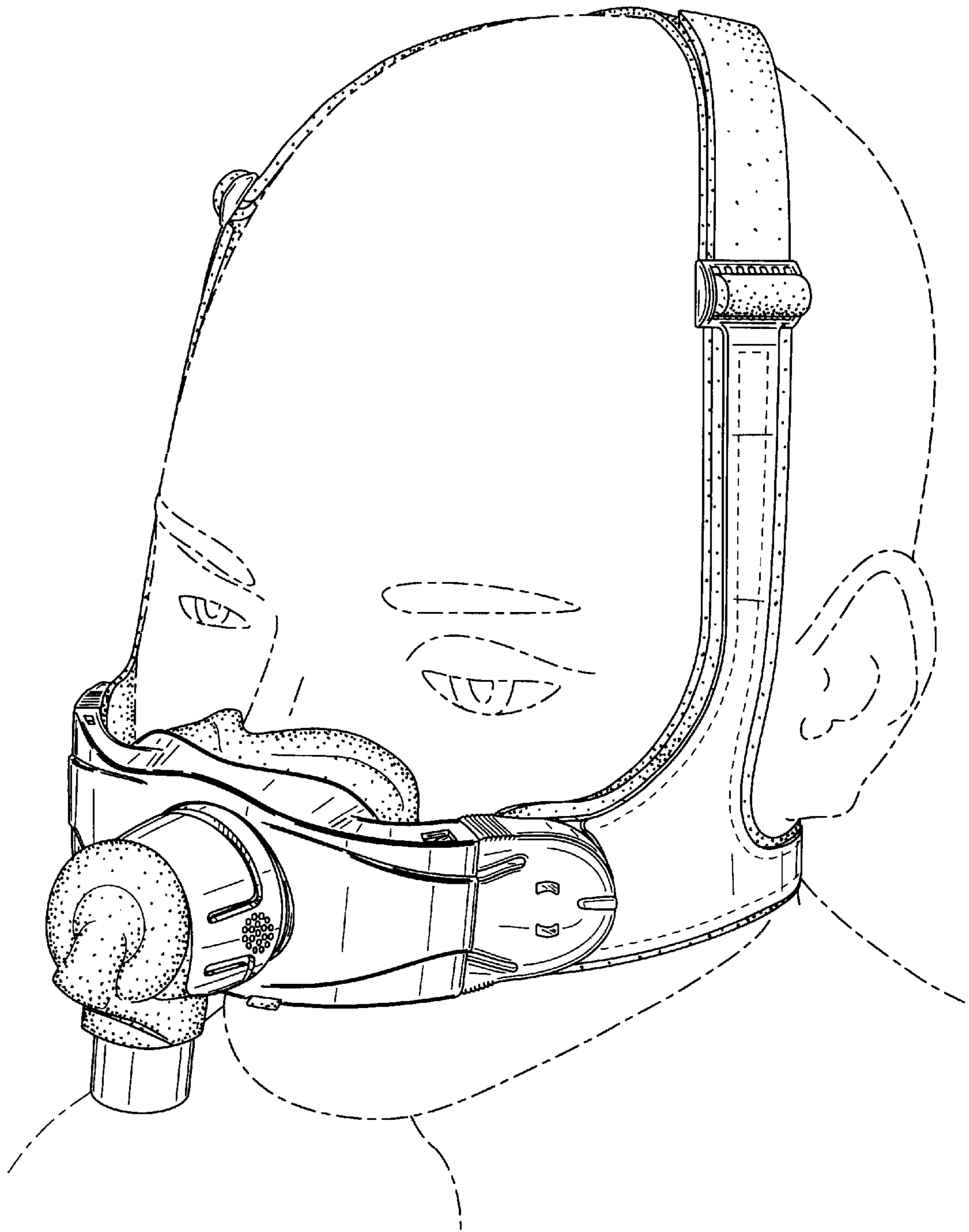


FIG. 1

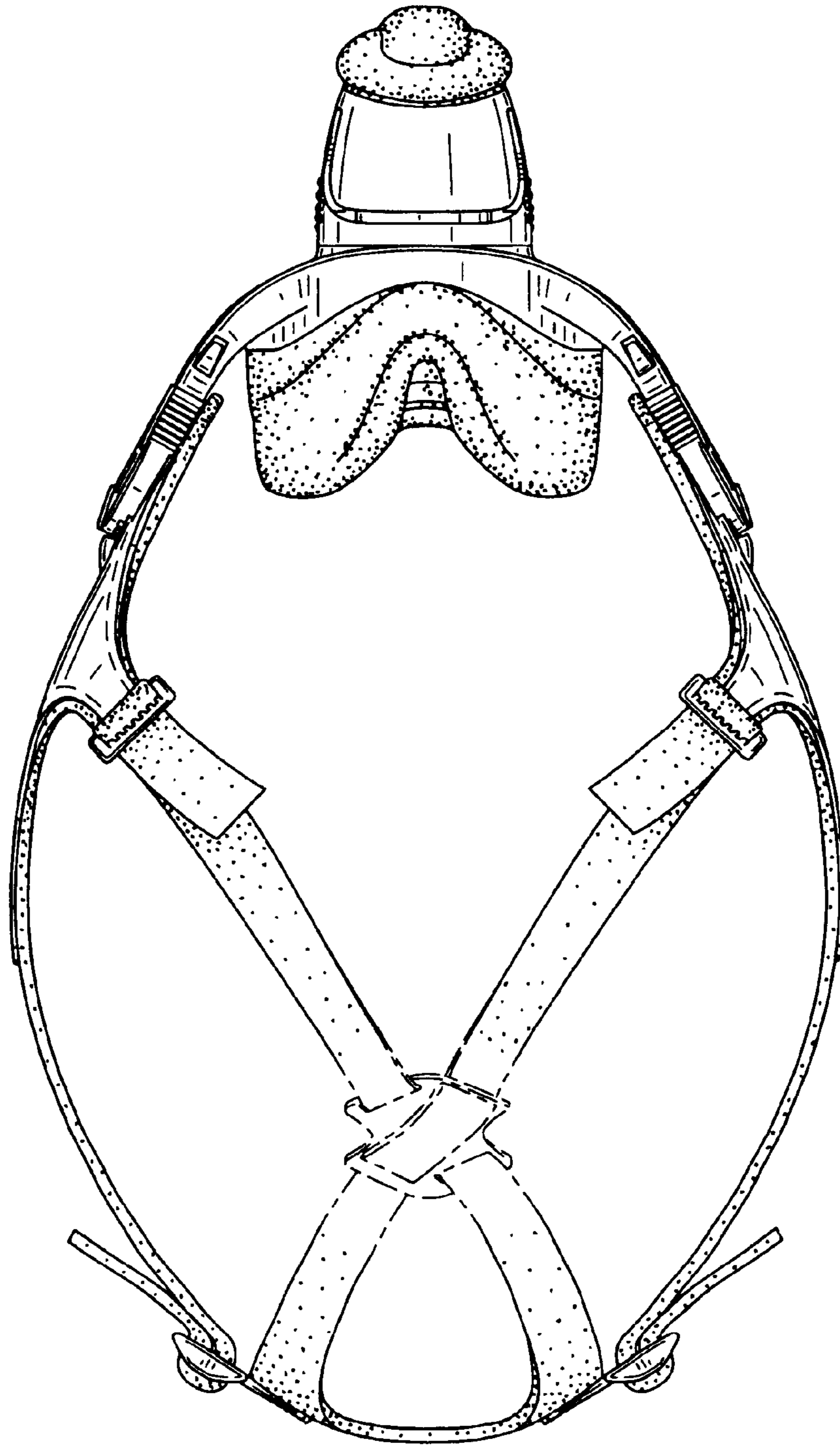


FIG. 2

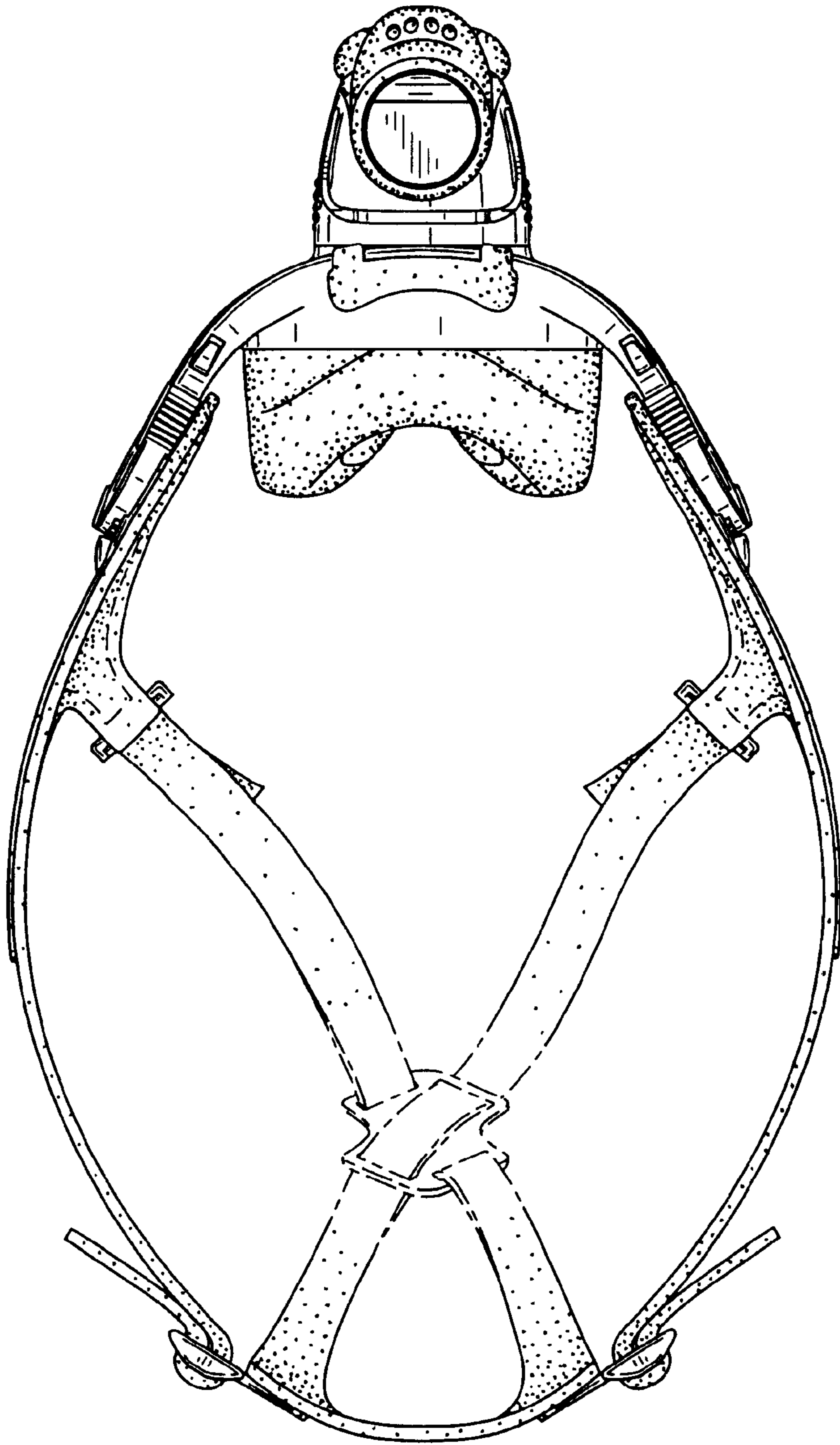


FIG. 3

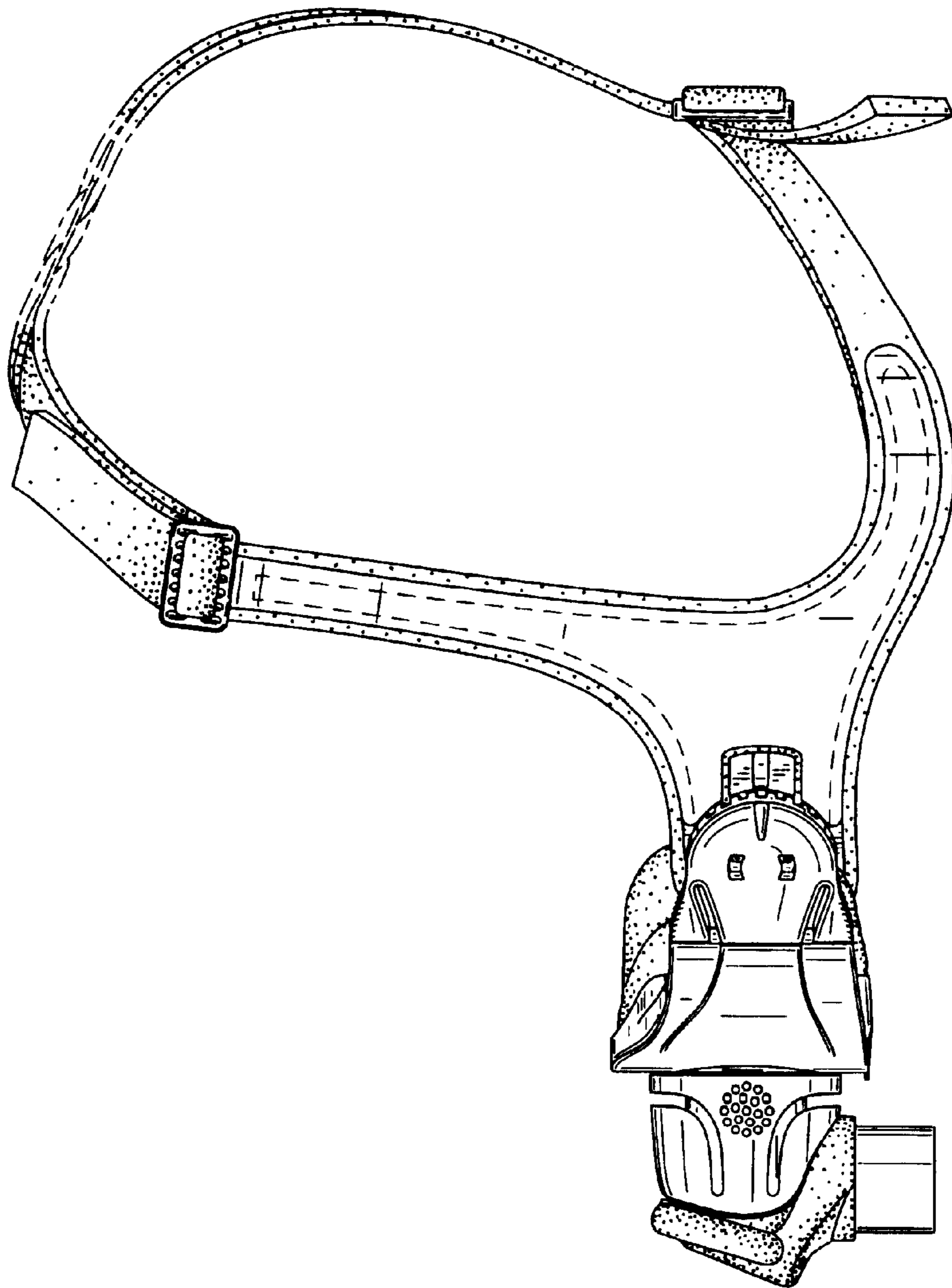


FIG. 4

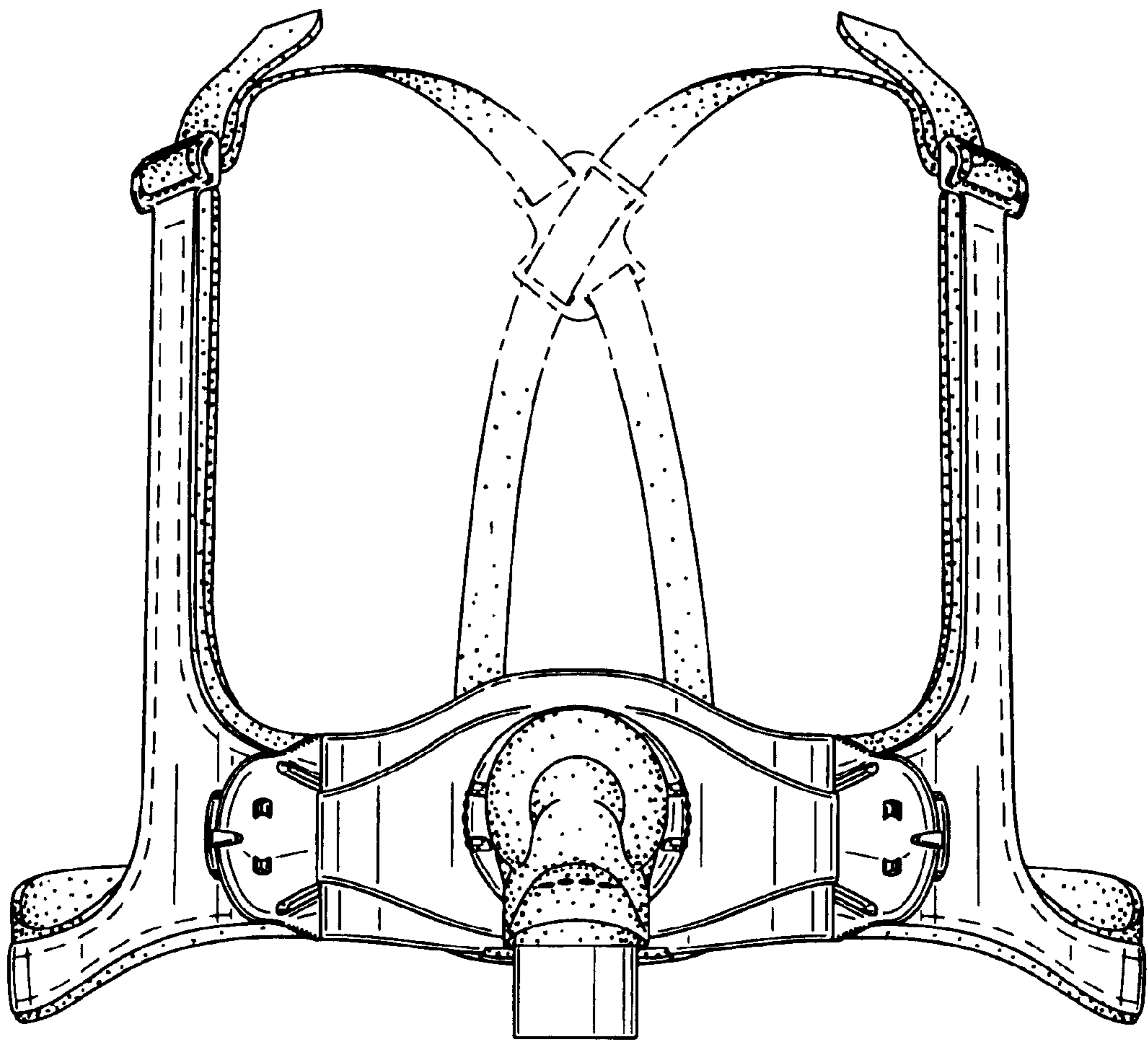


FIG. 5

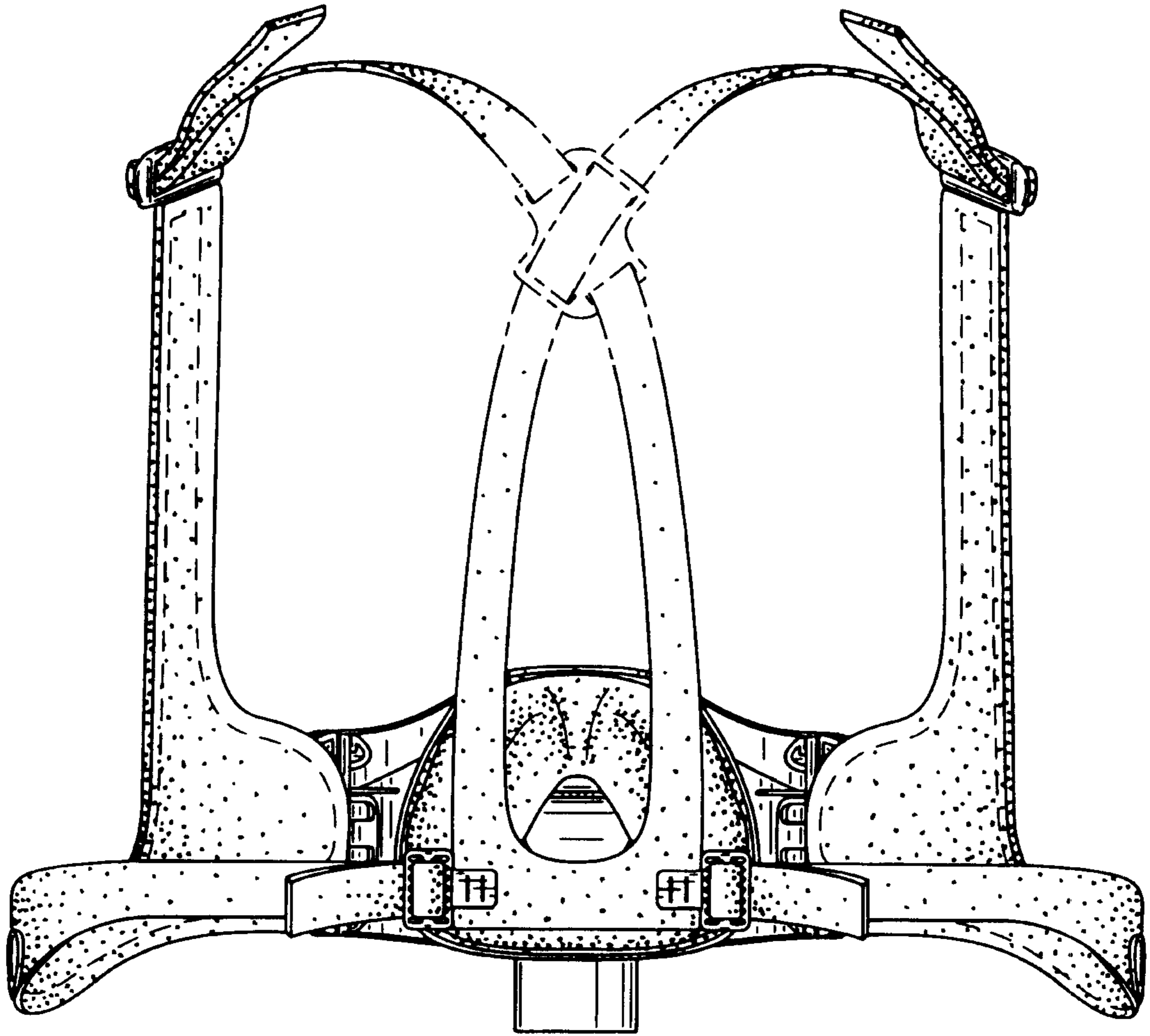


FIG. 6