



US00D485904S

(12) **United States Design Patent**  
**Tsai et al.**

(10) **Patent No.:** **US D485,904 S**

(45) **Date of Patent:** **\*\* Jan. 27, 2004**

(54) **FAN BLADE**

D453,827 S \* 2/2002 Kuo et al. .... D23/413  
D463,021 S \* 9/2002 Huang et al. .... D23/413

(75) Inventors: **Fu-Hau Tsai**, Keelung (TW);  
**Kuo-Cheng Lin**, Taoyuan (TW);  
**Wen-Shi Huang**, Taoyuan (TW)

\* cited by examiner

(73) Assignee: **Delta Electronics Inc.**, Taoyuan Hsien  
(TW)

*Primary Examiner*—Lisa Lichtenstein  
(74) *Attorney, Agent, or Firm*—Birch, Stewart, Kolasch &  
Birch, LLP

(\*\*) Term: **14 Years**

(57) **CLAIM**

(21) Appl. No.: **29/167,875**

The ornamental design for fan blade, as shown and  
described herein.

(22) Filed: **Sep. 24, 2002**

**DESCRIPTION**

(30) **Foreign Application Priority Data**

Aug. 30, 2002 (TW) ..... 91304818

FIG. 1 is a perspective view of fan blade showing our new  
design;

(51) **LOC (7) Cl.** ..... **23-04**

FIG. 2 is a right side view thereof;

(52) **U.S. Cl.** ..... **D23/413**

FIG. 3 is a top view thereof;

(58) **Field of Search** ..... D23/413; 416/223 R,  
416/238, 243, 179, 182

FIG. 4 is a front view thereof;

FIG. 5 is a bottom view thereof;

FIG. 6 is a left side view thereof; and,


FIG. 7 is a rear view thereof.

(56) **References Cited**

**U.S. PATENT DOCUMENTS**

5,320,493 A \* 6/1994 Shih et al. .... 416/223 R

**1 Claim, 5 Drawing Sheets**






Fig. 1

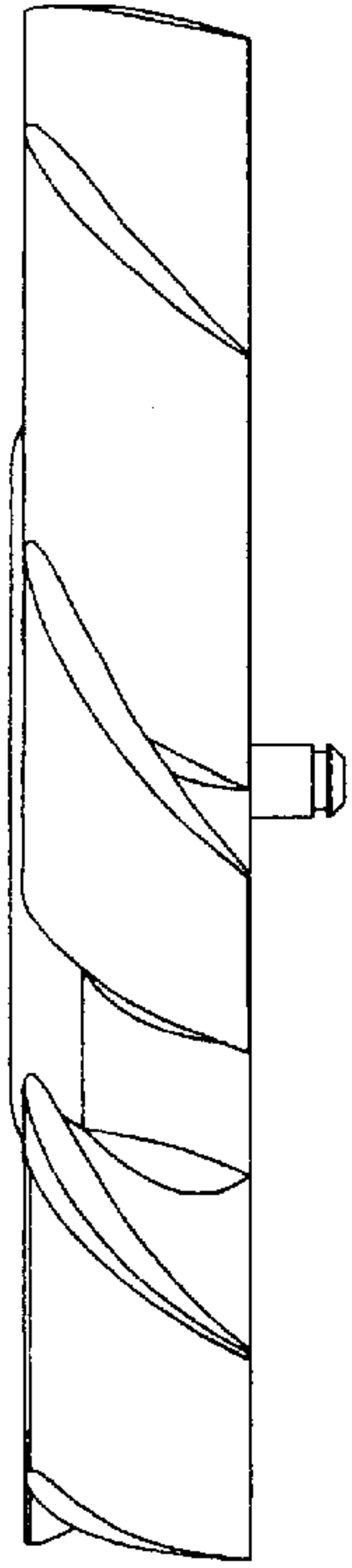


Fig. 2

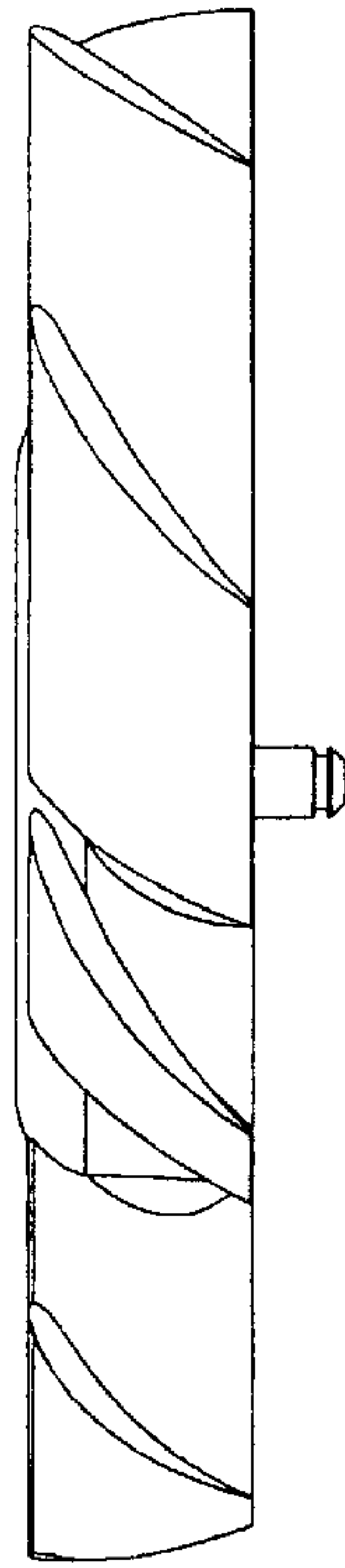


Fig. 6




Fig. 3

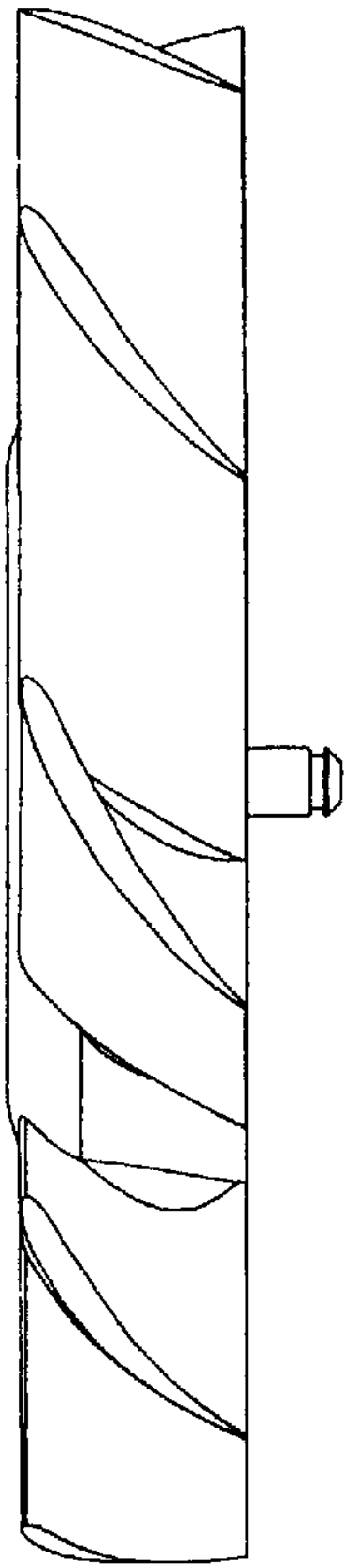


Fig. 4

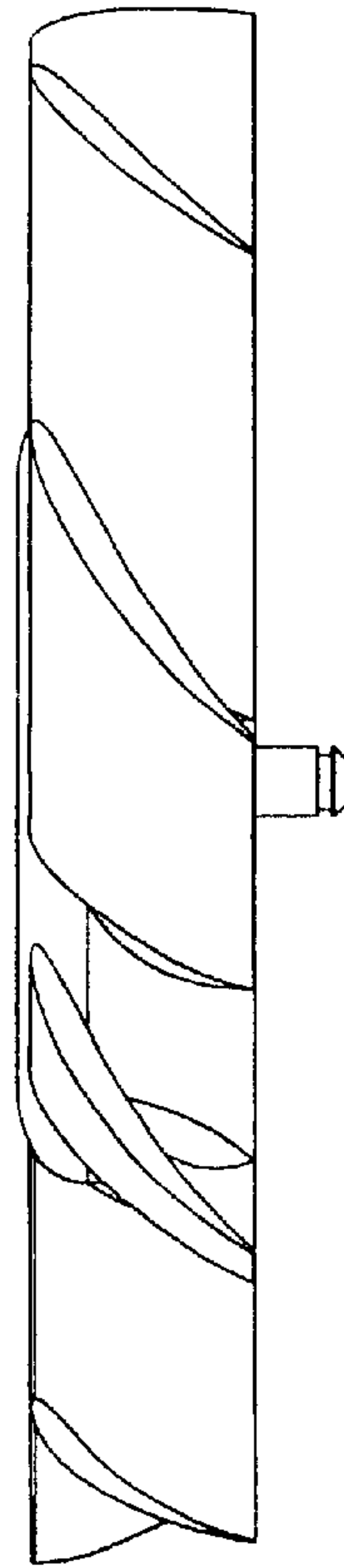


Fig. 7




Fig. 5