



US00D485886S

(12) **United States Design Patent**
Glanville

(10) **Patent No.:** **US D485,886 S**

(45) **Date of Patent:** **** Jan. 27, 2004**

(54) **IN-LINE STATIC MIXER**

D466,595 S * 12/2002 Glanville D23/259

(76) Inventor: **Robert W. Glanville**, 381 Metacom Ave., Bristol, RI (US) 02809

* cited by examiner

(**) Term: **14 Years**

Primary Examiner—Robin V. Taylor

(74) *Attorney, Agent, or Firm*—Robert J Doherty

(21) Appl. No.: **29/175,283**

(57) **CLAIM**

(22) Filed: **Feb. 3, 2003**

The ornamental design for an in-line static mixer, as shown and described.

(51) **LOC (7) Cl.** **23-01**

DESCRIPTION

(52) **U.S. Cl.** **D23/207**

(58) **Field of Search** D23/207, 259;
138/40, 44; 366/340

FIG. 1 is a front, top perspective view of an in-line static mixer showing my new design;

FIG. 2 is a front elevation view thereof, the rear elevation view being a mirror image thereof;

FIG. 3 is a top plan view thereof, the bottom plan view being a mirror image thereof;

FIG. 4 is a top plan view thereof; and,

FIG. 5 is a right side view thereof.

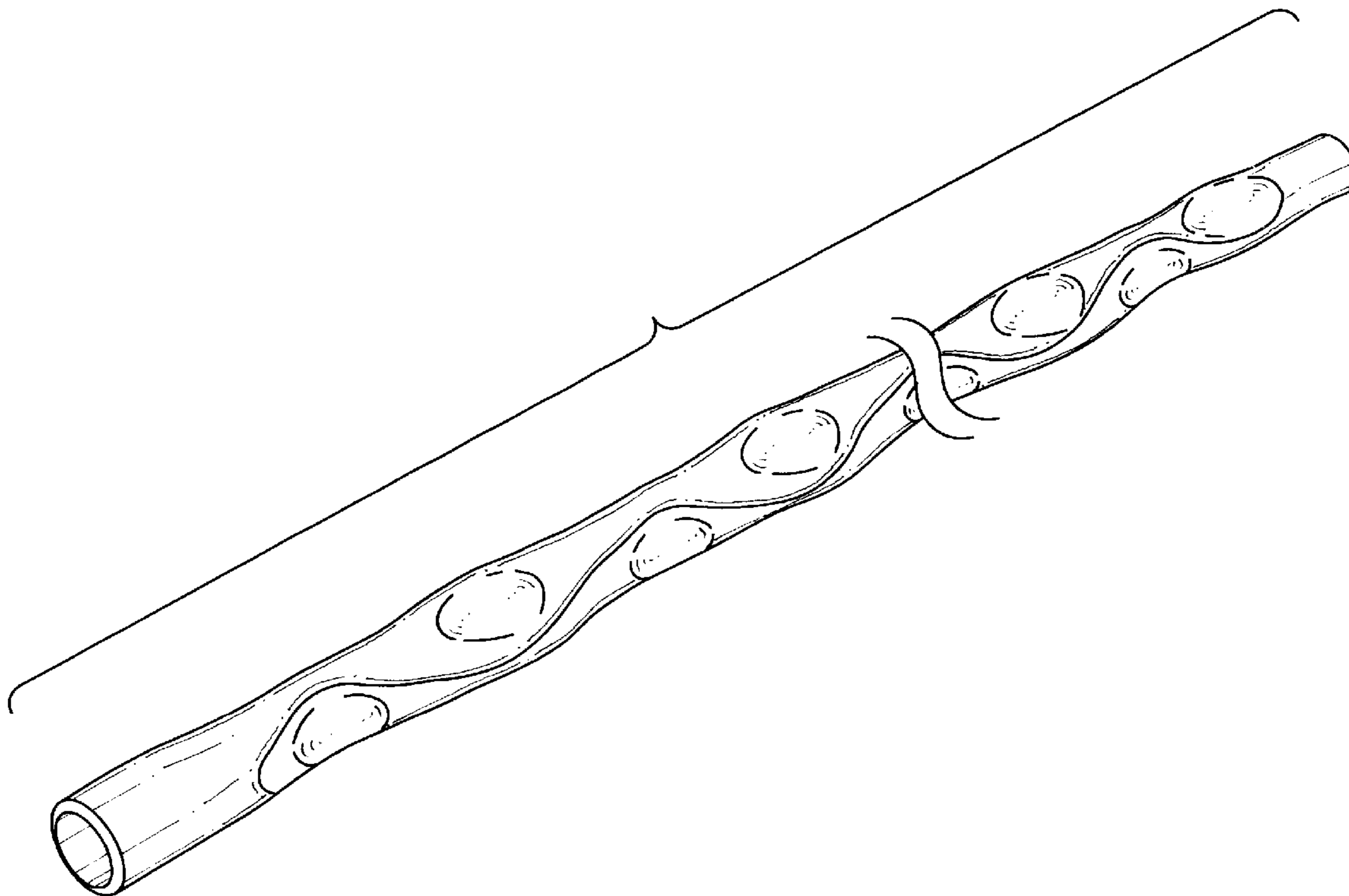
The broken lines in FIGS. 1, 2 & 3 are for illustrative purposes to show that the length of the device may be of variable length and form no part of the claimed invention.

(56) **References Cited**

U.S. PATENT DOCUMENTS

4,288,494	A	*	9/1981	Porter et al.	428/398
5,312,185	A	*	5/1994	Kojima et al.	366/339
5,570,822	A	*	11/1996	LeMarbe et al.	222/459
5,800,059	A	*	9/1998	Cooke et al.	366/337
5,839,828	A	*	11/1998	Glanville	366/340
6,135,632	A	*	10/2000	Flint	366/340
6,447,158	B1	*	9/2002	Farkas	366/316

1 Claim, 2 Drawing Sheets



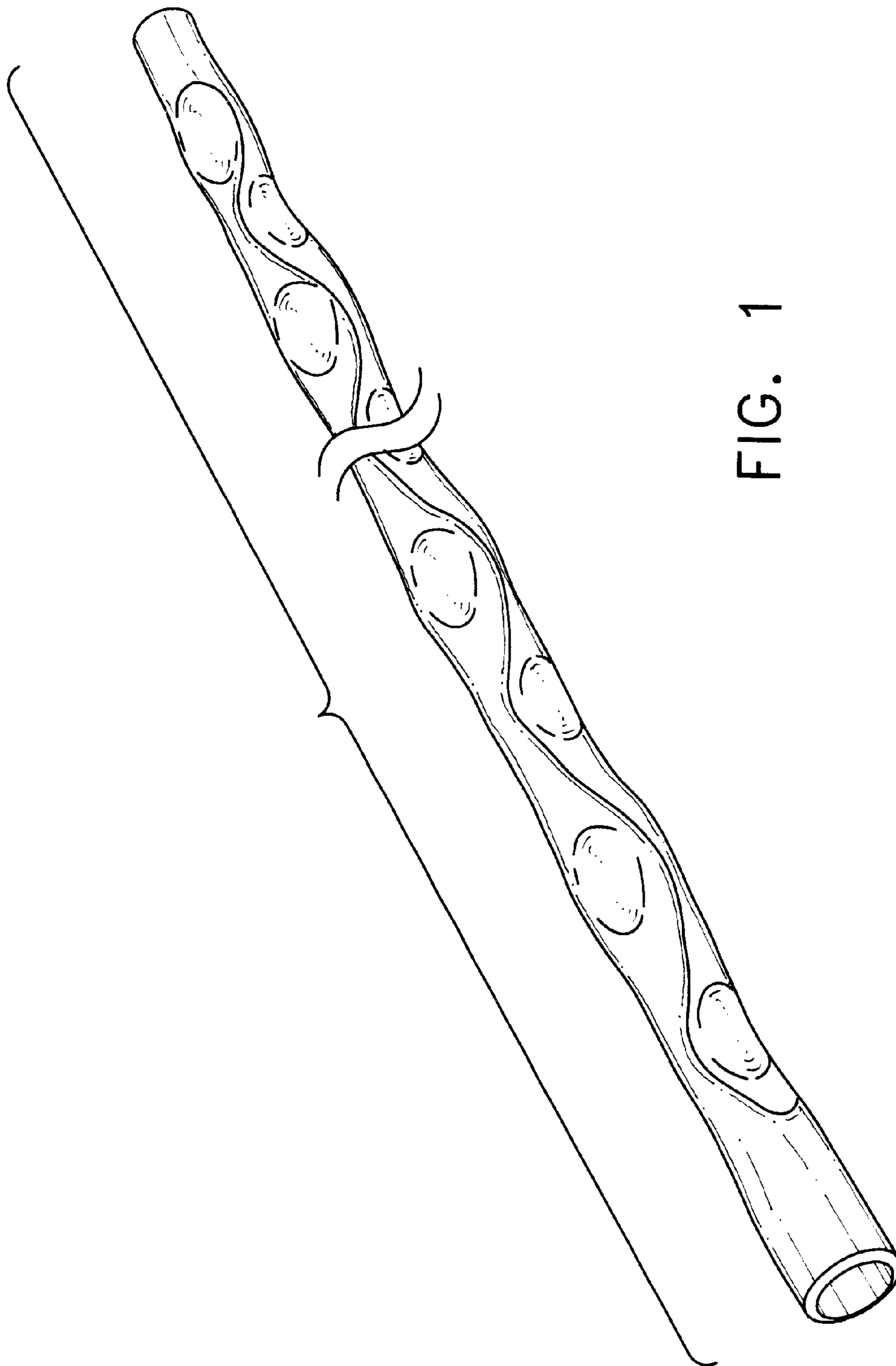


FIG. 1

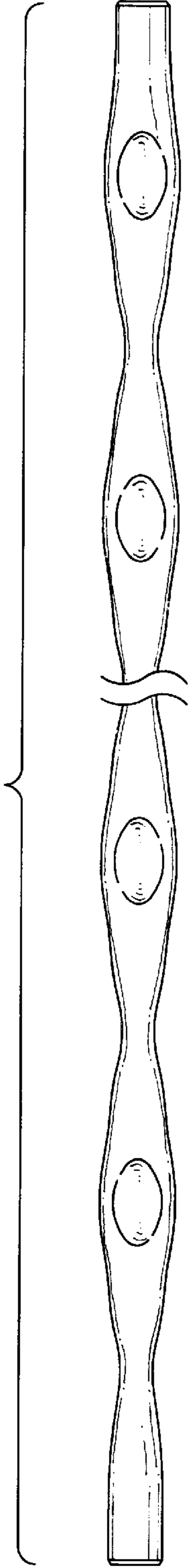


FIG. 2

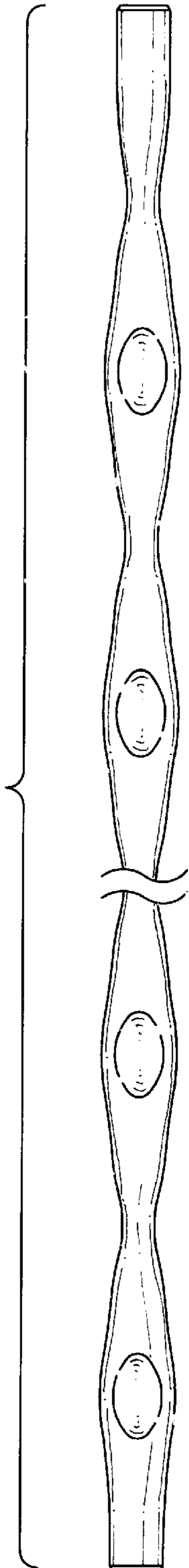


FIG. 3



FIG. 4



FIG. 5