



US00D485884S

(12) **United States Design Patent**
Wu

(10) **Patent No.:** **US D485,884 S**

(45) **Date of Patent:** **** Jan. 27, 2004**

(54) **FISHING LURE**

D470,564 S * 2/2003 Schlueter D22/131

(76) **Inventor:** **Fong-Deng Wu**, 6F, No. 295-2, Sec. 1,
Huanho N. Rd., Taipei (TW)

* cited by examiner

(**) **Term:** **14 Years**

Primary Examiner—Catherine R. Oliver
(74) *Attorney, Agent, or Firm*—Dellett & Walters

(21) **Appl. No.:** **29/180,231**

(57) **CLAIM**

(22) **Filed:** **Apr. 21, 2003**

The ornamental design for a fishing lure, as shown.

(51) **LOC (7) Cl.** **22-05**

DESCRIPTION

(52) **U.S. Cl.** **D22/133**

FIG. 1 is a perspective view of a fishing lure, showing my new design;

(58) **Field of Search** D22/125-133;
43/42.34, 42.45, 42.48, 42.03, 42.33, 42.09,
42.11, 42.47, 42.31

FIG. 2 is a front elevational view thereof;

FIG. 3 is a rear elevational view thereof;

FIG. 4 is a left side elevational view thereof;

FIG. 5 is a right side elevational view thereof;

FIG. 6 is a top plan view thereof; and,

FIG. 7 is a bottom plan view thereof.

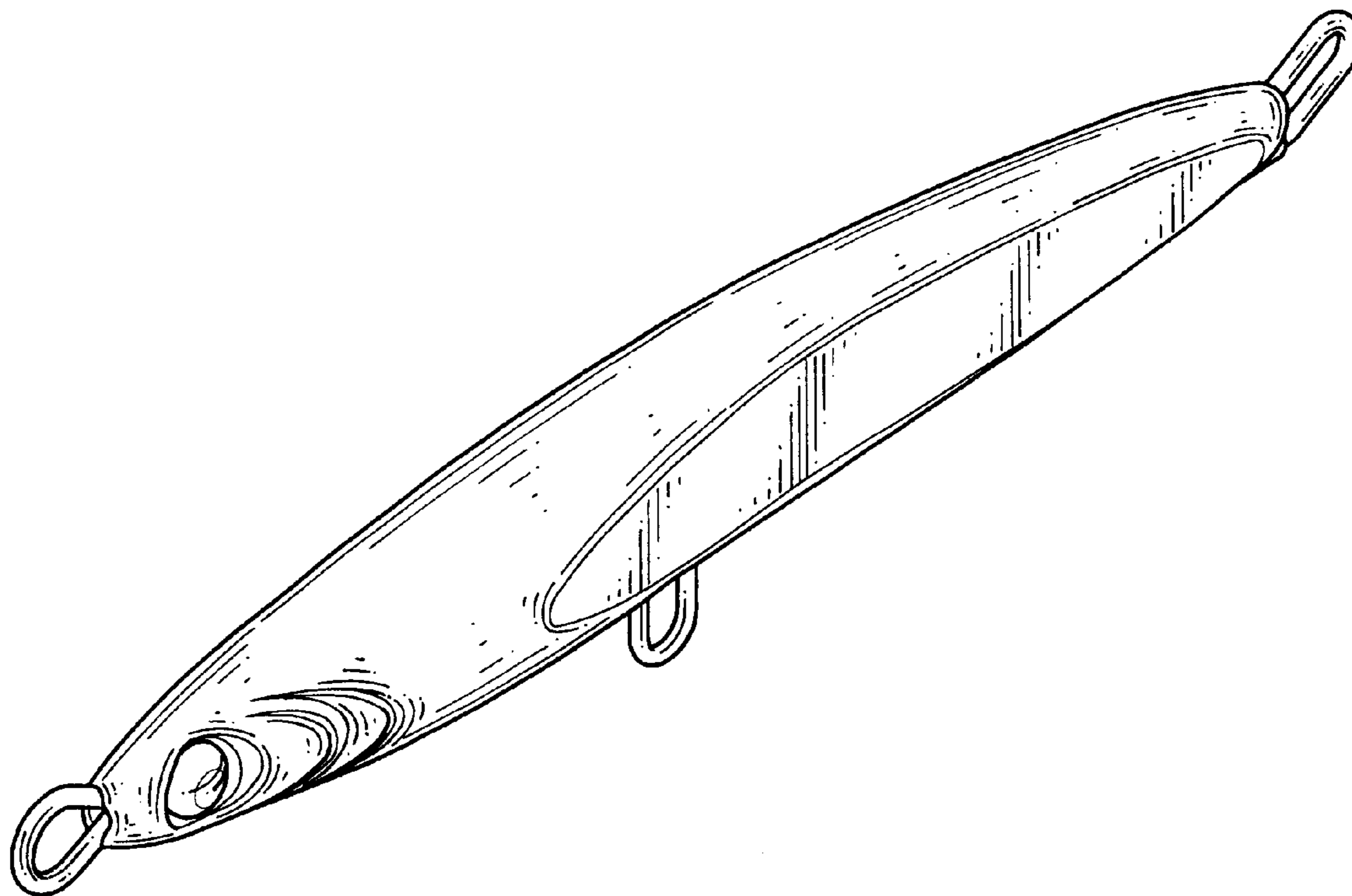
(56) **References Cited**

U.S. PATENT DOCUMENTS

4,536,987 A * 8/1985 Sanders et al. 43/42.34

D354,541 S * 1/1995 Rogers D22/131

1 Claim, 3 Drawing Sheets



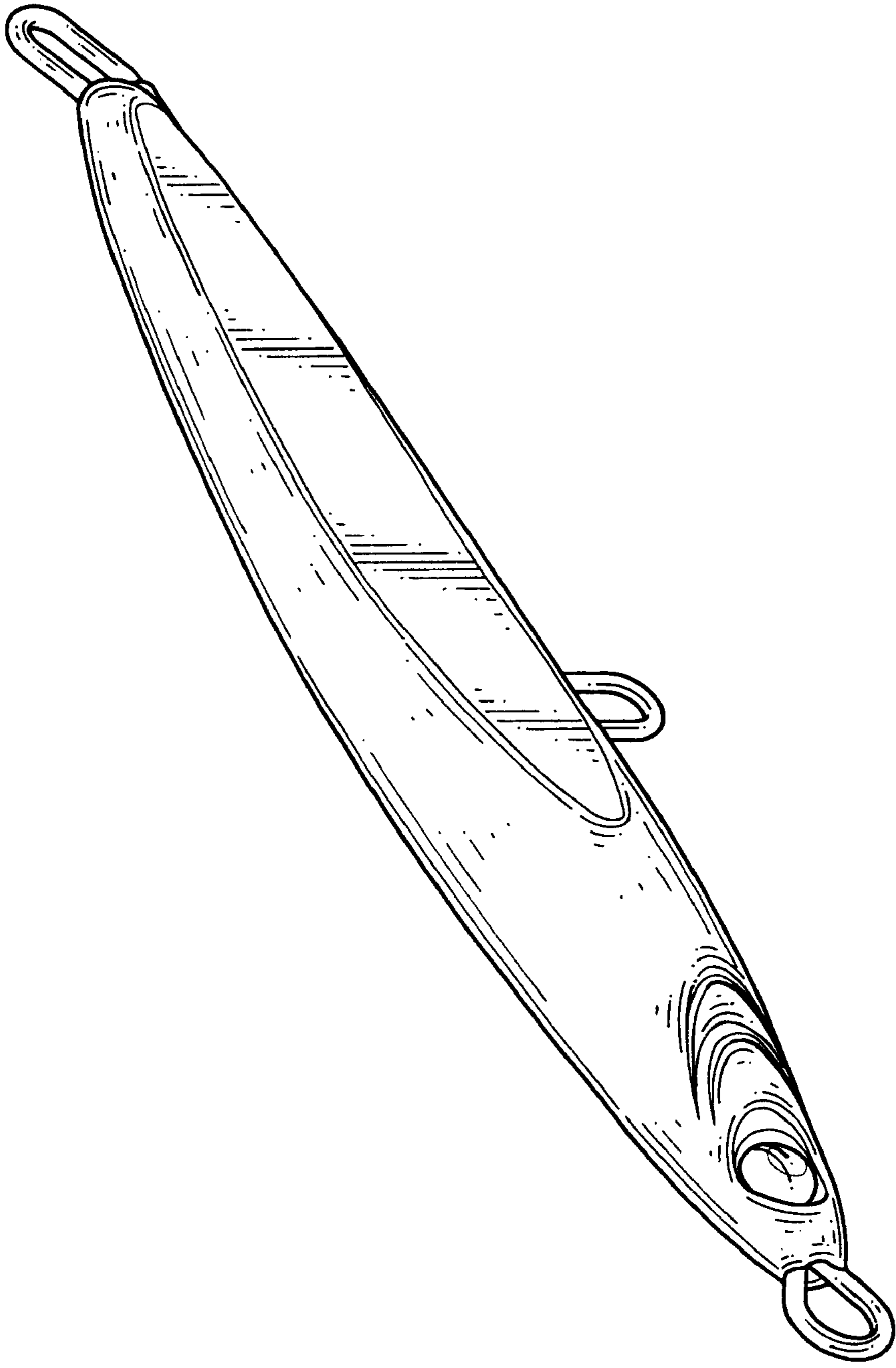


FIG. 1

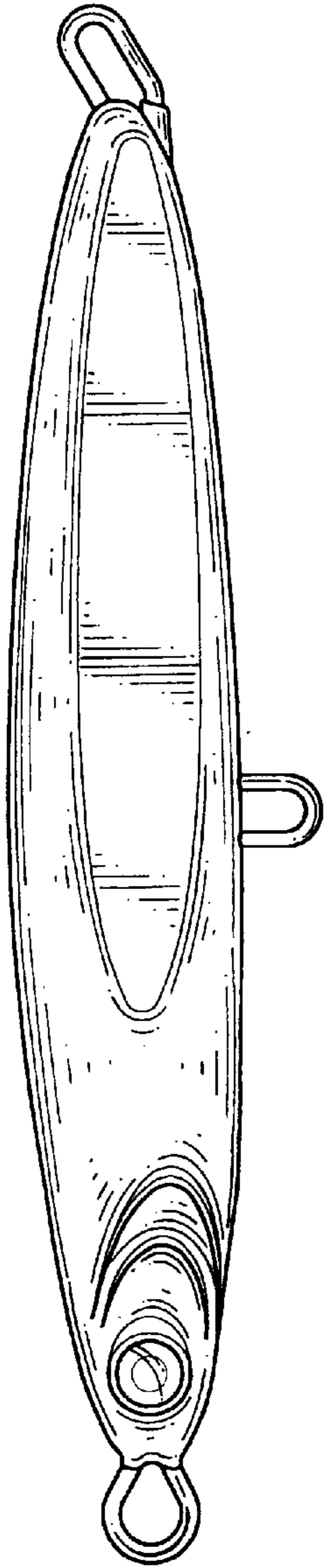


FIG. 2

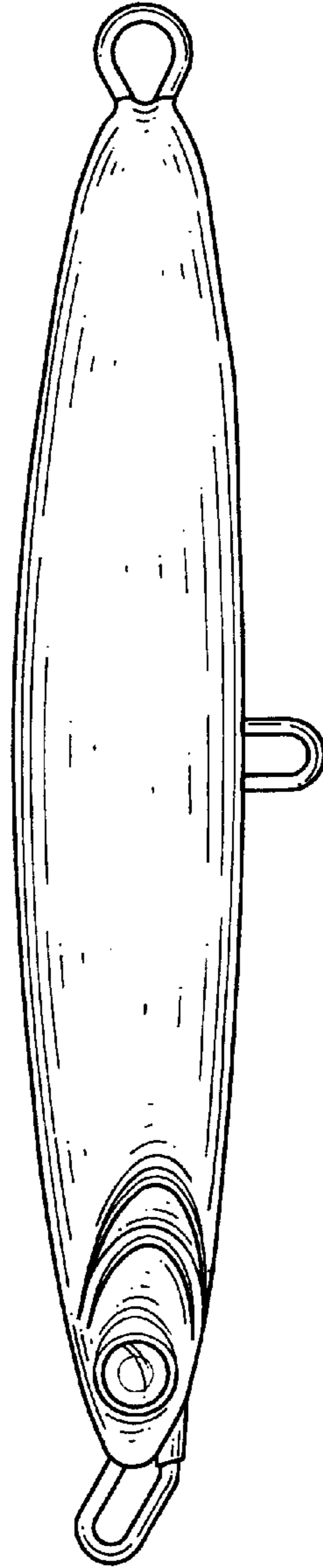


FIG. 3

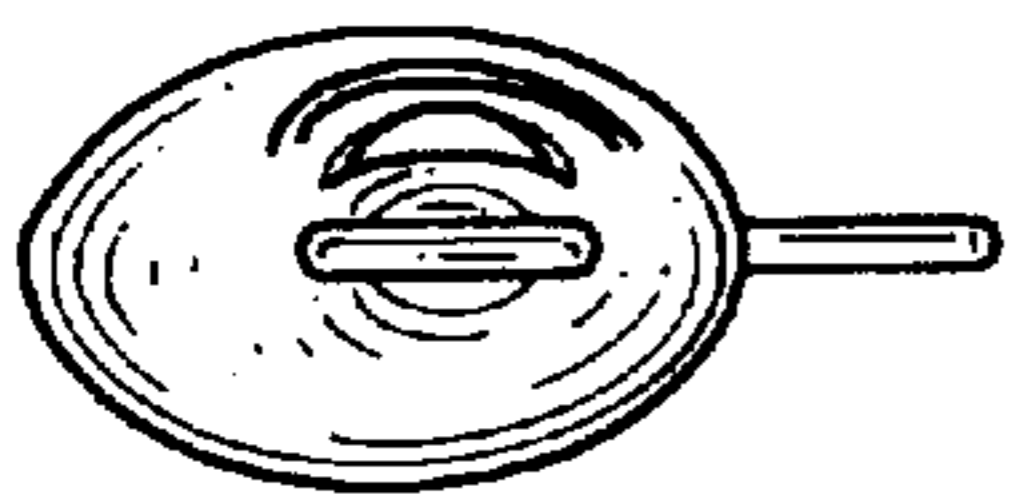


FIG. 4



FIG. 5



FIG. 6

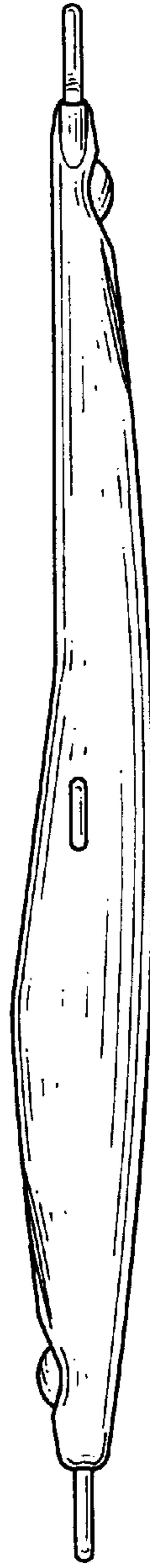


FIG. 7