



US00D485880S

(12) **United States Design Patent**
Madore et al.

(10) **Patent No.:** **US D485,880 S**

(45) **Date of Patent:** **** Jan. 27, 2004**

(54) **PORTION OF A GOLF CLUB HEAD**

(75) Inventors: **Carl L. Madore**, Portland, OR (US);
John T. Stites, Weatherford, TX (US)

(73) Assignee: **Nike, Inc.**, Beaverton, OR (US)

(**) Term: **14 Years**

(21) Appl. No.: **29/180,511**

(22) Filed: **Apr. 25, 2003**

Related U.S. Application Data

(62) Division of application No. 29/174,527, filed on Jan. 22, 2003.

(51) **LOC (7) Cl.** **21-02**

(52) **U.S. Cl.** **D21/759; D21/742**

(58) **Field of Search** **D21/736-746,**
D21/759; 473/324-329, 340, 341, 251-256

(56) **References Cited**

U.S. PATENT DOCUMENTS

D268,691	S	*	4/1983	Collins	D21/739
D320,638	S	*	10/1991	Mermillod	D21/739
5,174,573	A		12/1992	Desbiolles et al.		
D380,030	S	*	6/1997	Altman	D21/739
D388,853	S	*	1/1998	Minami	D21/745
D410,056	S	*	5/1999	McMahan	D21/744

OTHER PUBLICATIONS

Edwin Watts Golf Shops Spring 2000 p. 12, dated Spring 2000.

Edwin Watts Golf Holiday 2000 p. 75, dated Holiday 2000.

Edwin Watts Golf Catalog Late Summer 2001 p. 25, dated Late Summer 2001.

Edwin Watts Golf Holiday 2001 p. 38, dated Holiday 2001.

Edwin Watts Golf Summer 2002 p. 34, dated Summer 2002.

Edwin Watts Golf Holiday 2002 pp. 11 and 14, dated Holiday 2002.

* cited by examiner

Primary Examiner—Mitchell Siegel

(74) *Attorney, Agent, or Firm*—Banner & Witcoff, Ltd.

(57) **CLAIM**

The ornamental design for a portion of a golf club head, as shown and described.

DESCRIPTION

FIG. 1 is a perspective view of a portion of a club head for a putter showing my new design;

FIG. 2 is a top view thereof;

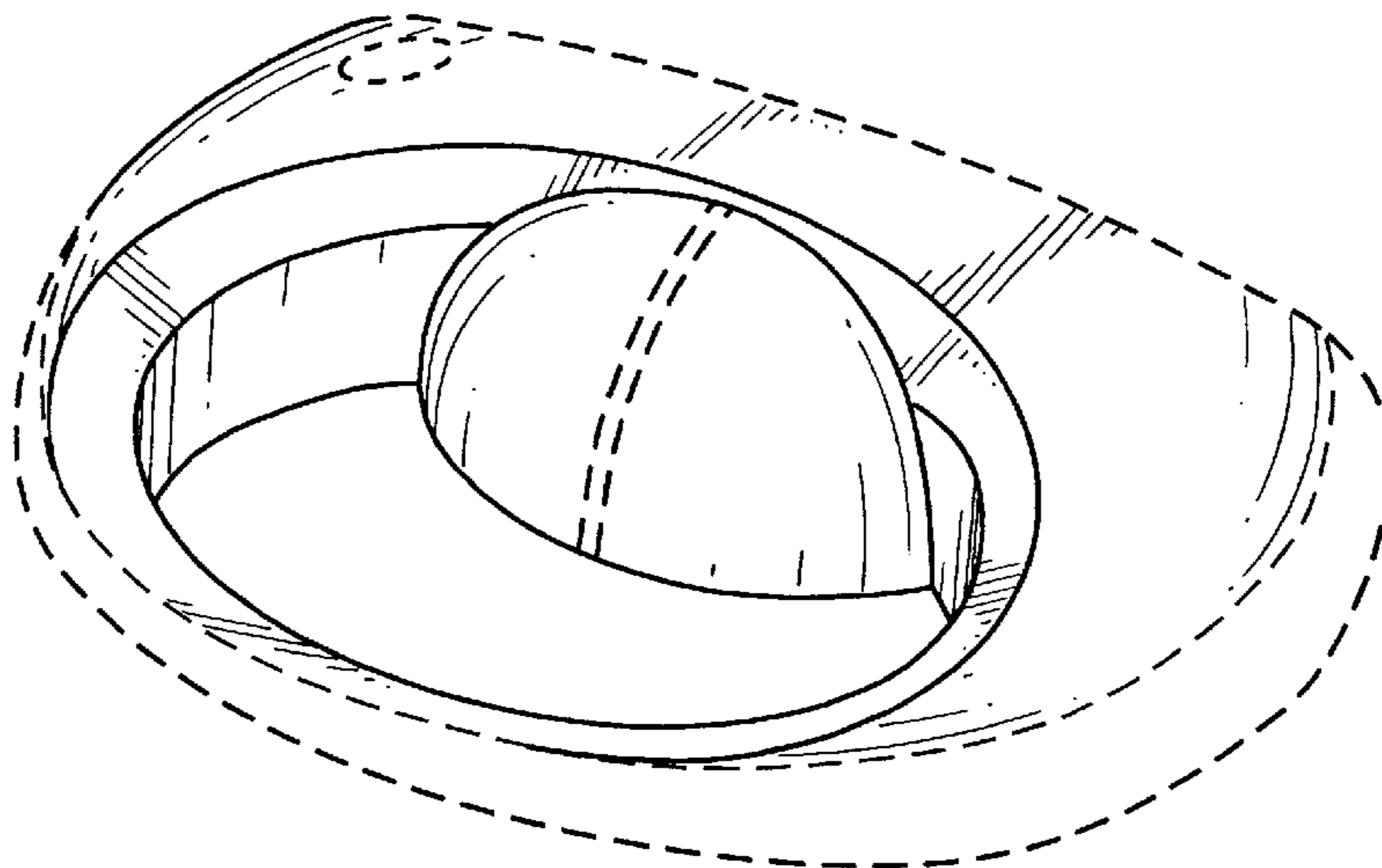
FIG. 3 is a heel side view thereof;

FIG. 4 is a toe side view thereof; and,

FIG. 5 is a rear view thereof.

The broken line showing of the circular region on the top surface, the stripe in the central region, and the remainder of the putter is for illustrative purposes only and forms no part of the claimed design.

1 Claim, 4 Drawing Sheets



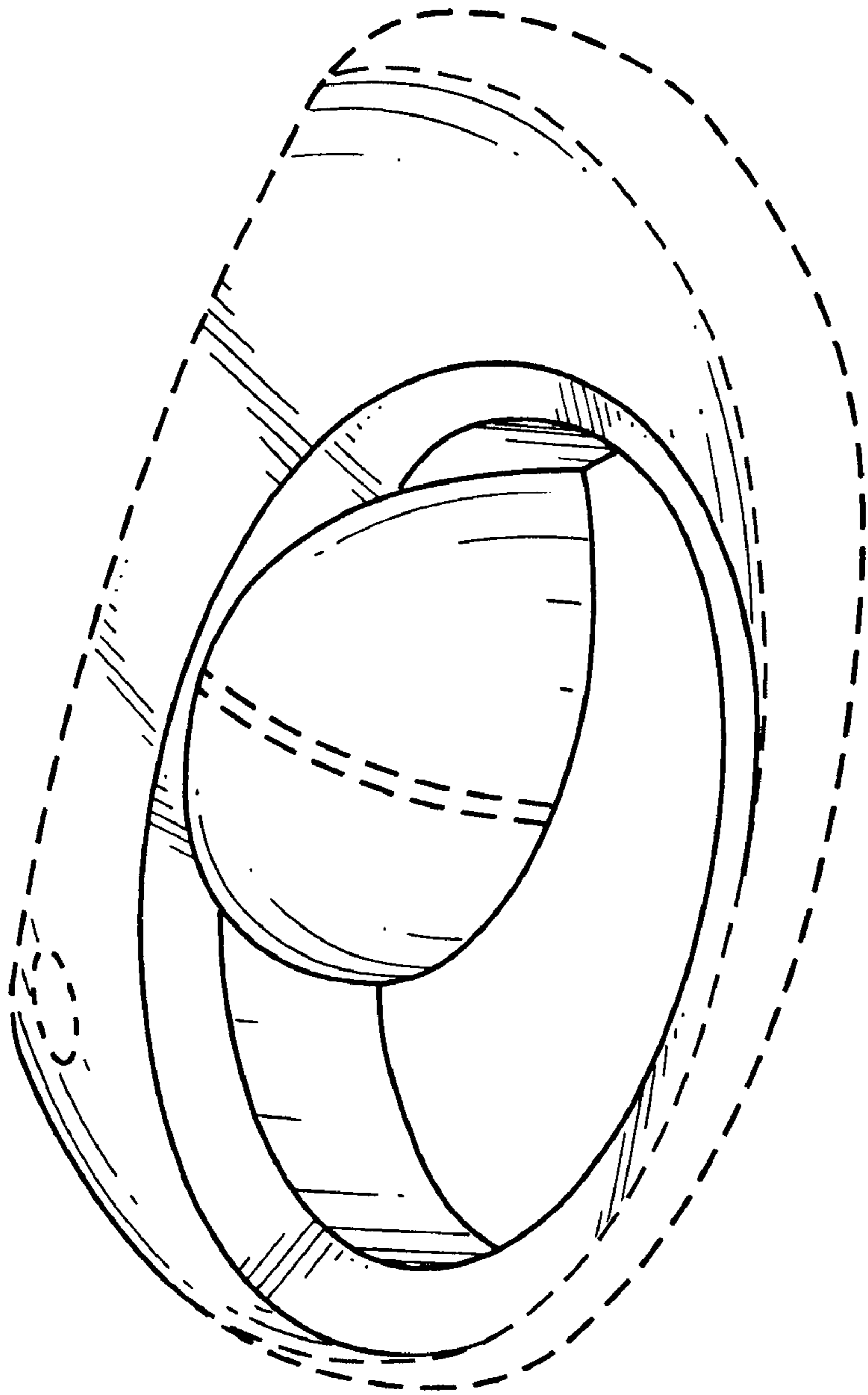


FIG.1

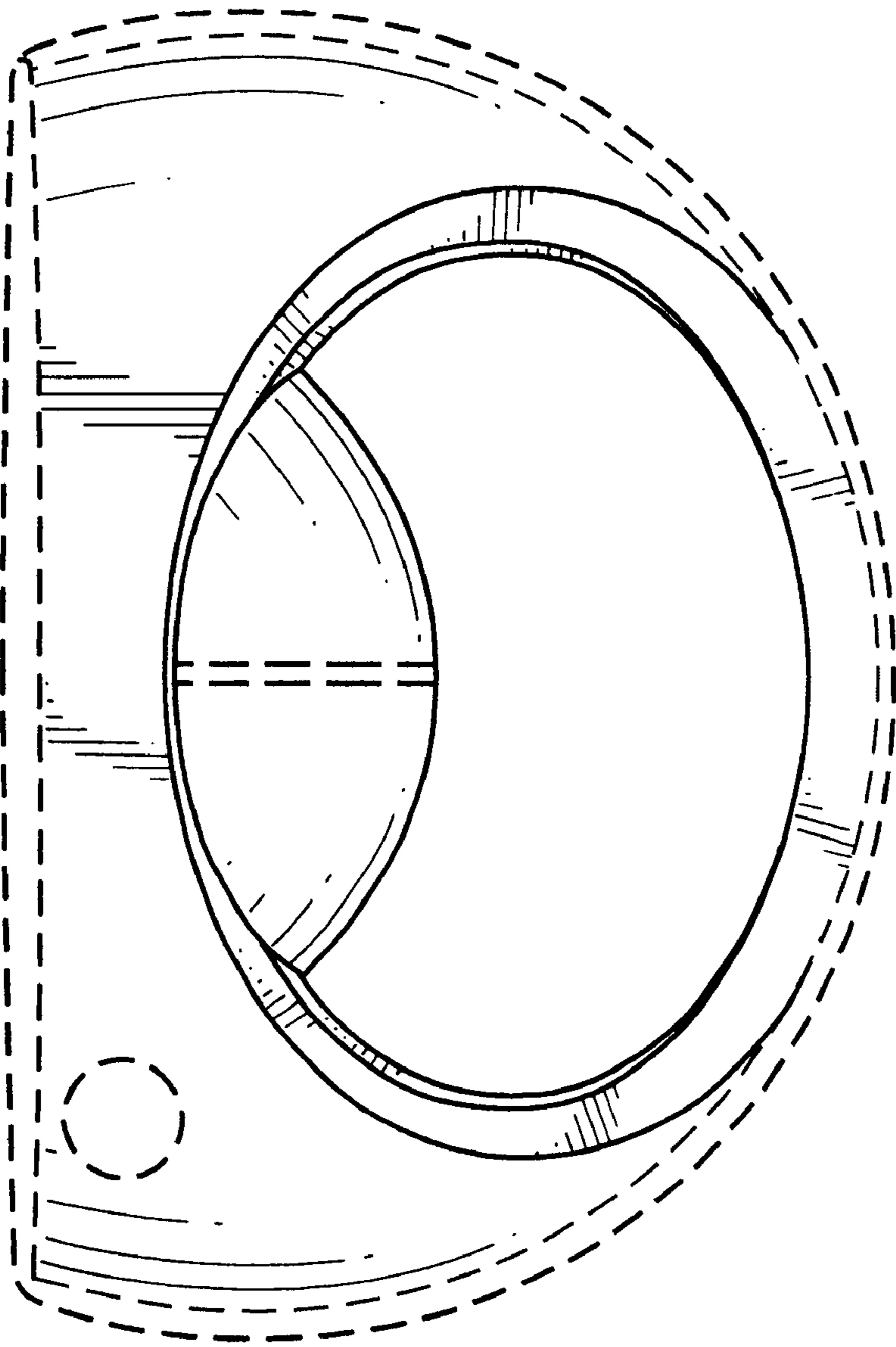


FIG.2

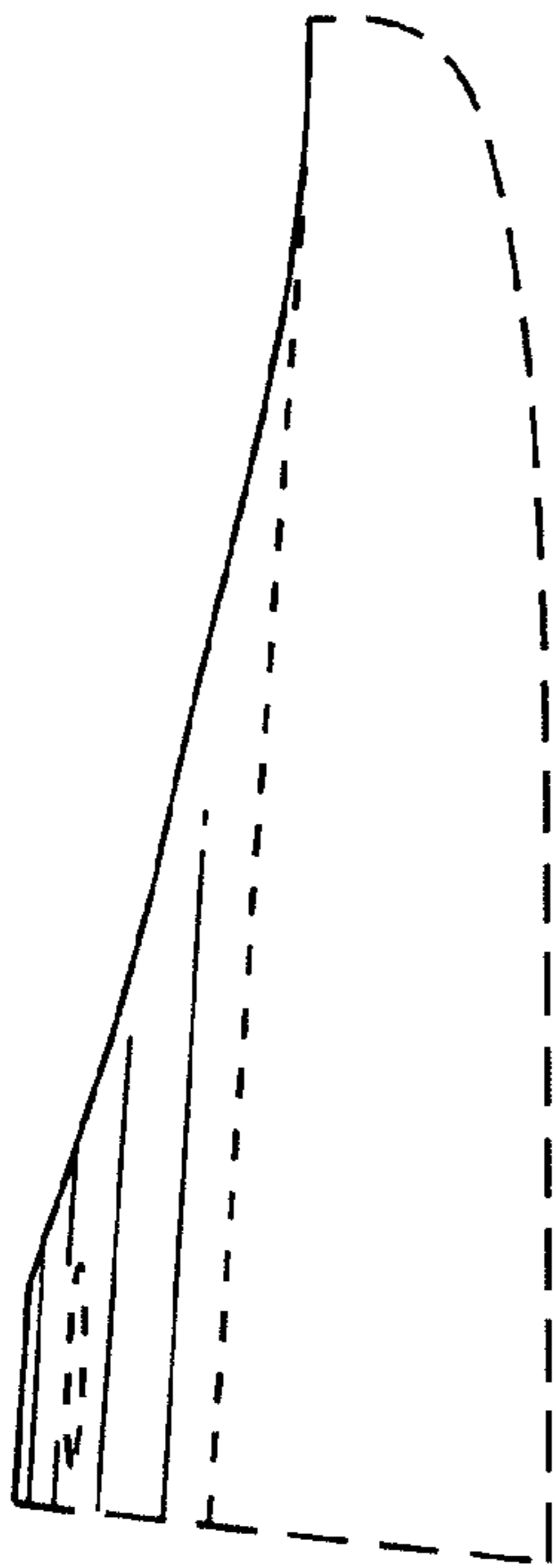


FIG. 3

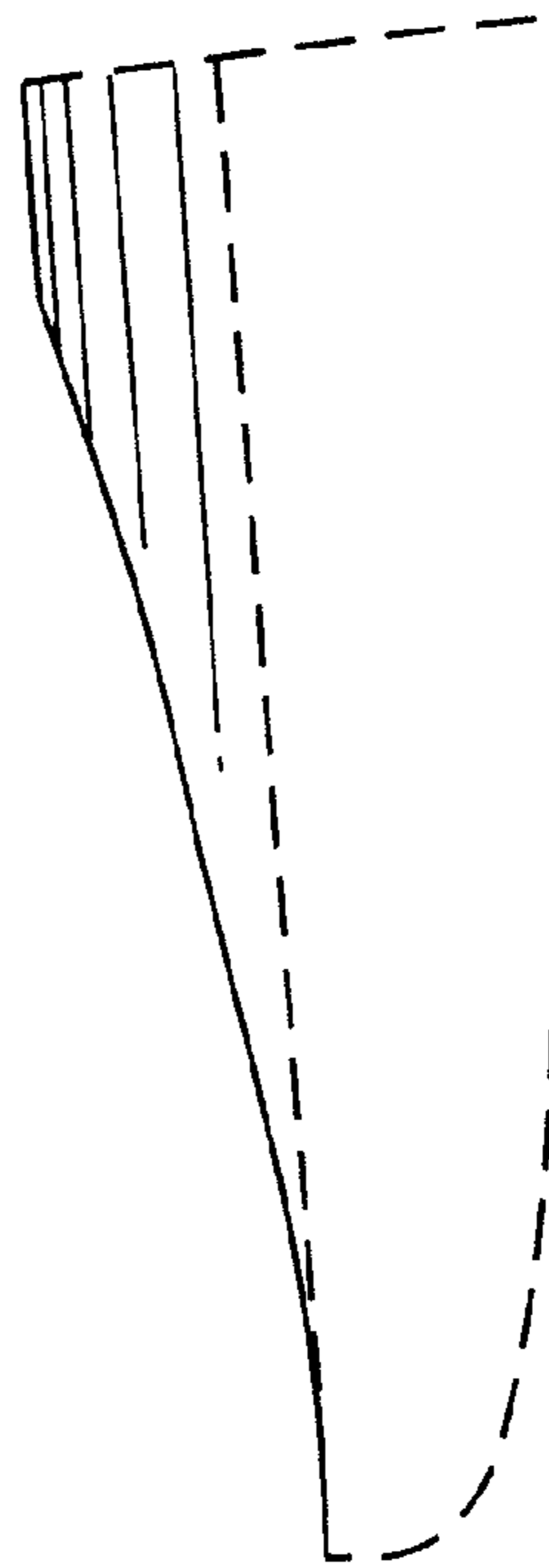


FIG. 4

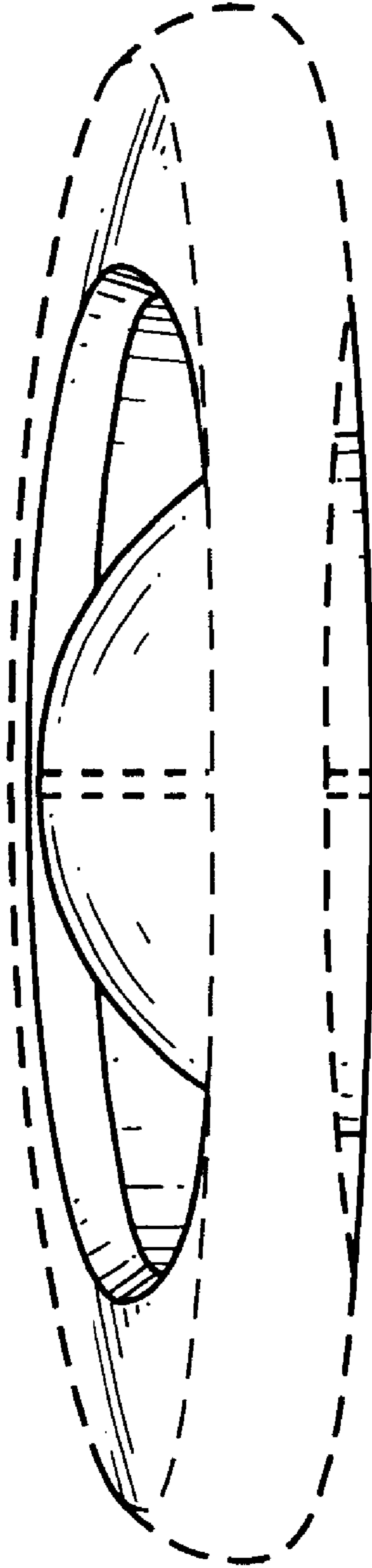


FIG. 5