



US00D485868S

(12) **United States Design Patent**
Perrin

(10) **Patent No.:** **US D485,868 S**

(45) **Date of Patent:** **** Jan. 27, 2004**

(54) **STAND FOR PLAY CUBE**
(75) Inventor: **Steve Perrin**, London (GB)
(73) Assignee: **Seven Towns Ltd.**, London (GB)
(**) Term: **14 Years**

D253,529 S * 11/1979 Yandt D11/157
4,535,993 A * 8/1985 Topits 273/241
D314,982 S * 2/1991 Evenson D19/90
D364,832 S * 12/1995 Hou D11/164
D375,007 S * 10/1996 Erickson D6/495
D408,060 S * 4/1999 Borg D21/478
D409,415 S * 5/1999 Elmer et al. D6/457
6,139,015 A * 10/2000 Hsieh 273/153 R

(21) Appl. No.: **29/166,514**
(22) Filed: **Aug. 30, 2002**
(30) **Foreign Application Priority Data**

Mar. 1, 2002 (HK) 0210302

(51) **LOC (7) Cl.** **21-01**
(52) **U.S. Cl.** **D21/385**
(58) **Field of Search** D6/455-456, 495;
D11/131, 164; D19/90; D21/385, 392-395,
478; 206/315.1; 428/13; 273/148 R, 153 R,
156, 153 S

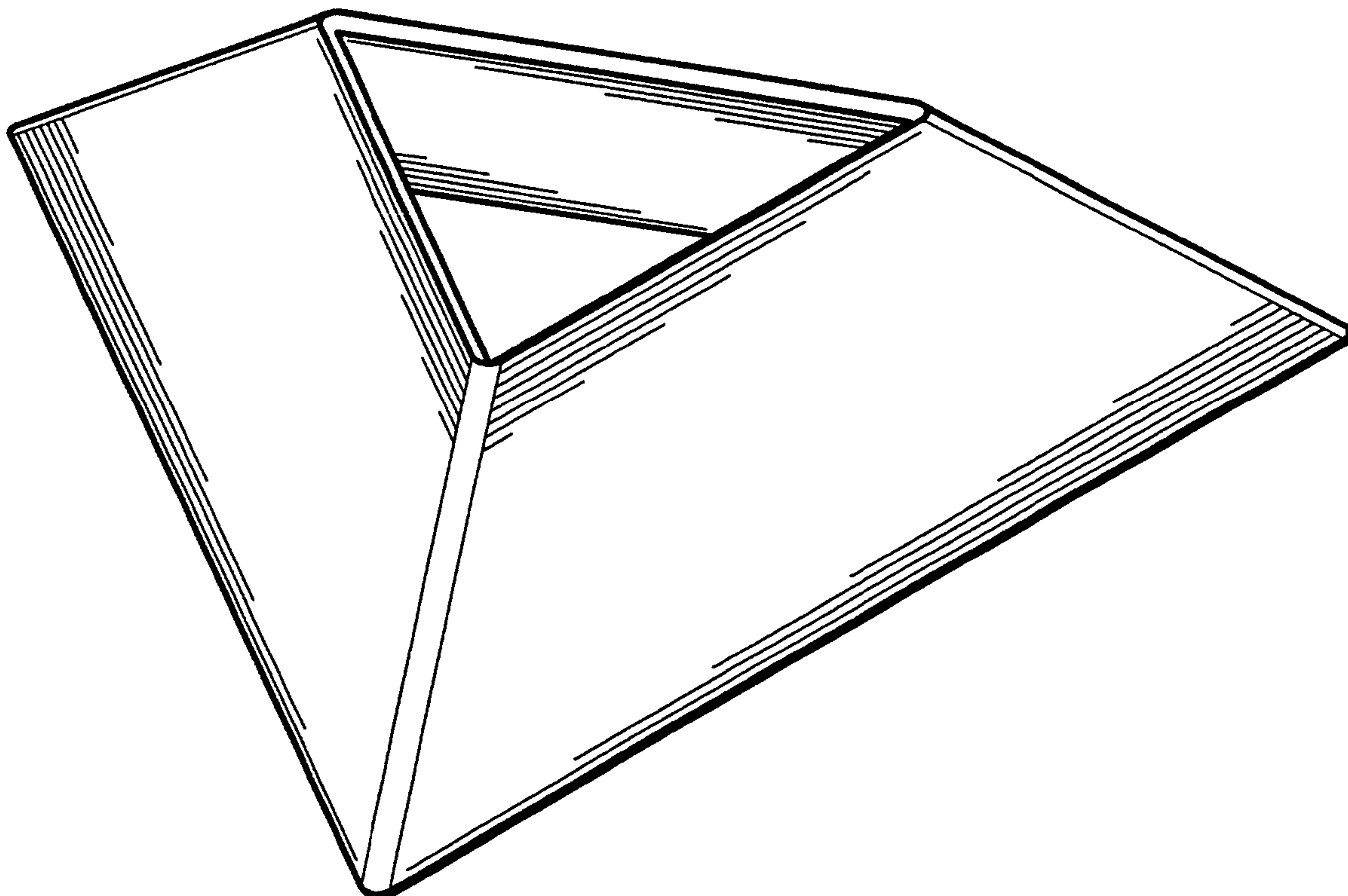
(56) **References Cited**
U.S. PATENT DOCUMENTS
2,430,681 A * 11/1947 Johnson 473/470
3,440,748 A * 4/1969 Hackley 40/592
D217,197 S * 4/1970 Phillips D6/449
3,888,443 A * 6/1975 Flanigen 206/315.1

* cited by examiner
Primary Examiner—Sandra L. Morris
(74) *Attorney, Agent, or Firm*—Leydig, Voit & Mayer, Ltd.

(57) **CLAIM**
The ornamental design for a stand for play cube, as shown and described.

DESCRIPTION
FIG. 1 is a front perspective view of a stand for play cube showing my new design;
FIG. 2 is a top plan view thereof;
FIG. 3 is a bottom plan view thereof;
FIG. 4 is a left side elevational view thereof;
FIG. 5 is a right side elevational view thereof;
FIG. 6 is a front side elevational view thereof; and,
FIG. 7 is a rear side elevational view thereof.

1 Claim, 4 Drawing Sheets



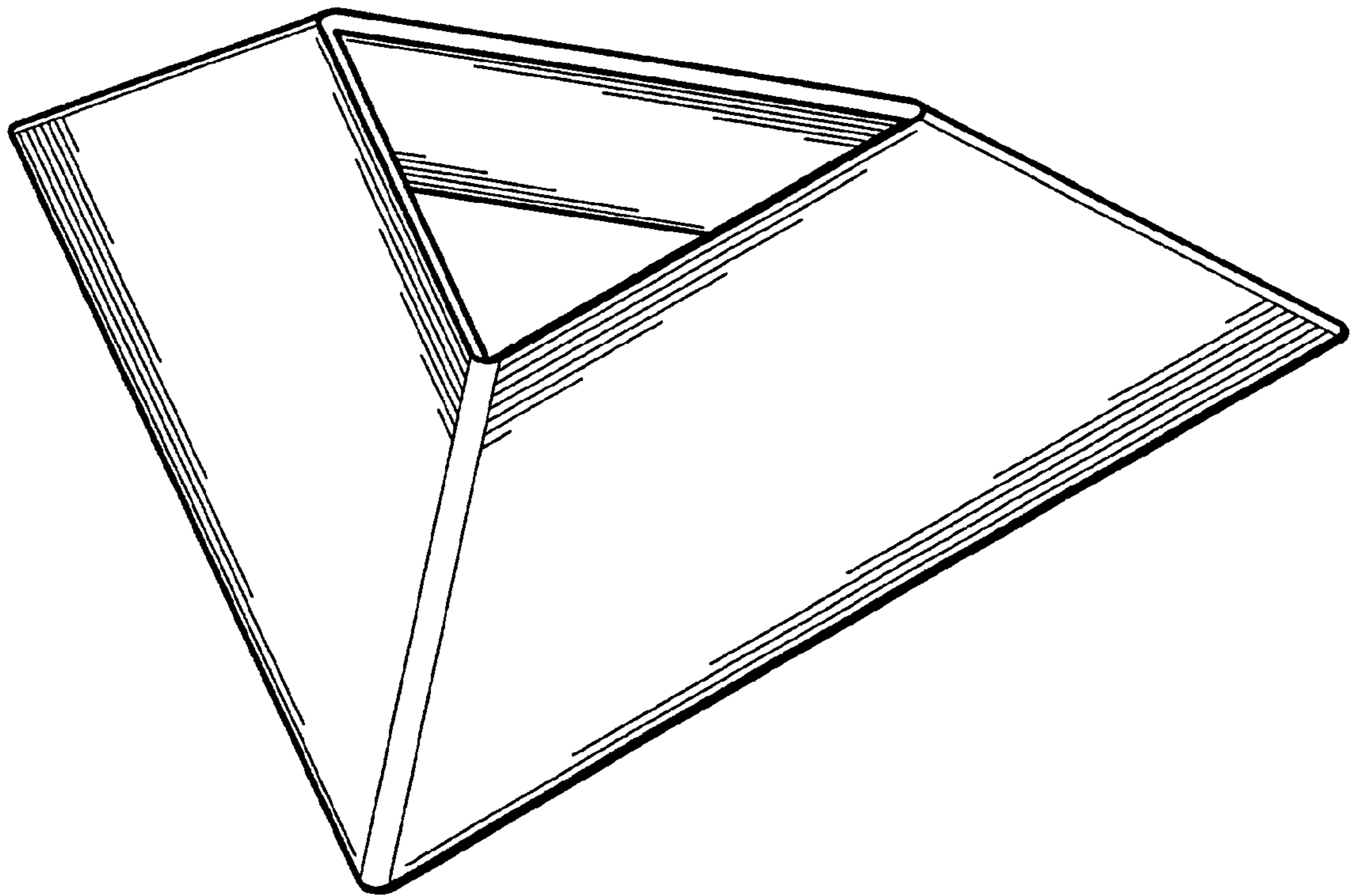


FIG. 1

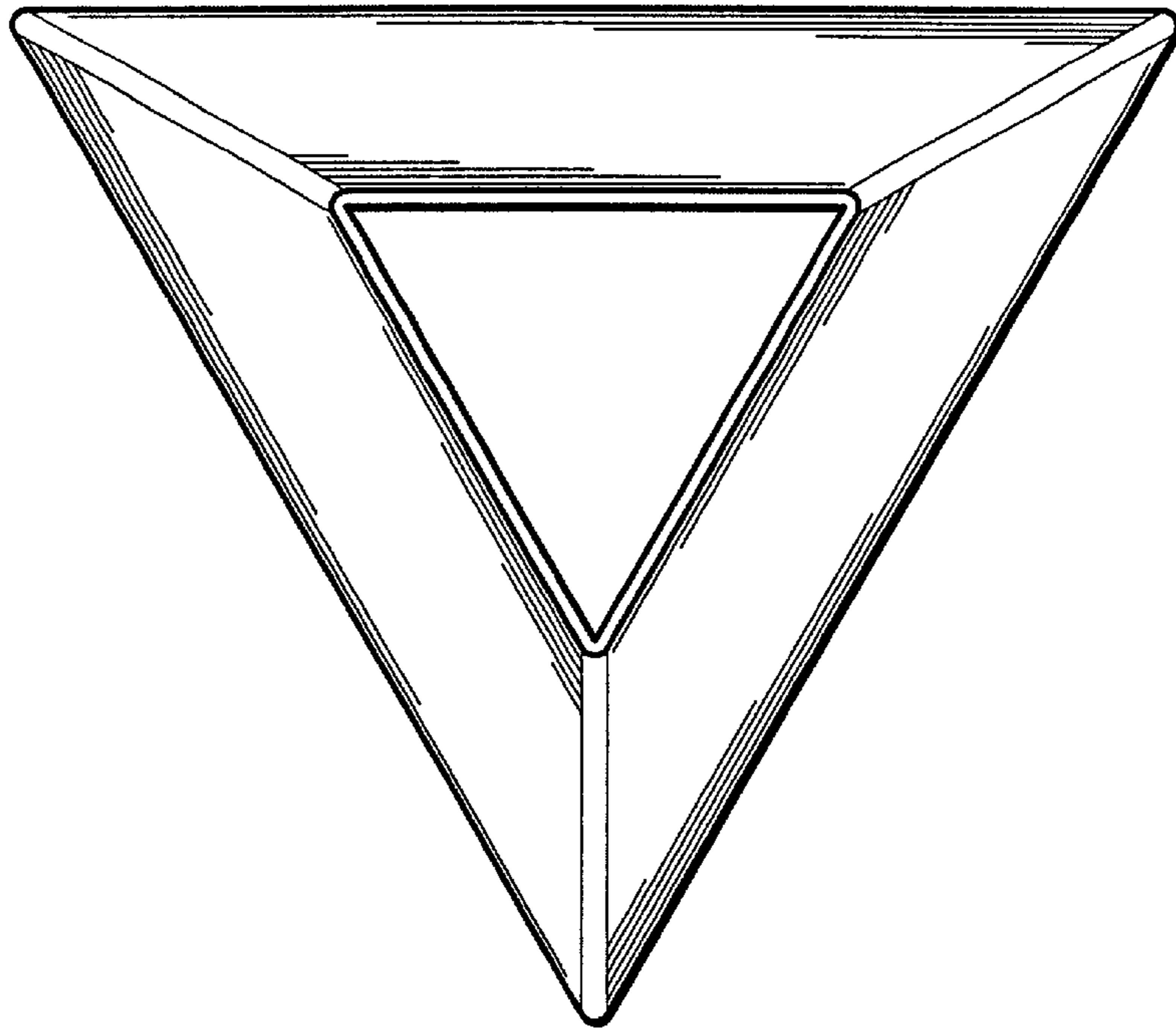


FIG. 2




FIG. 3

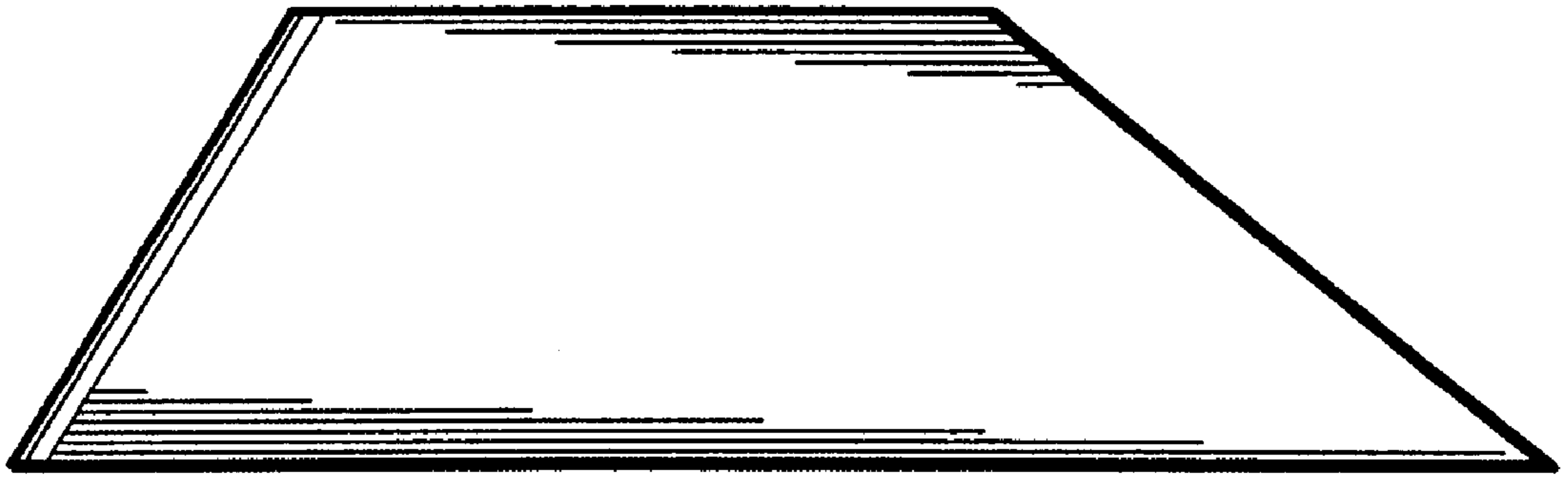


FIG. 4

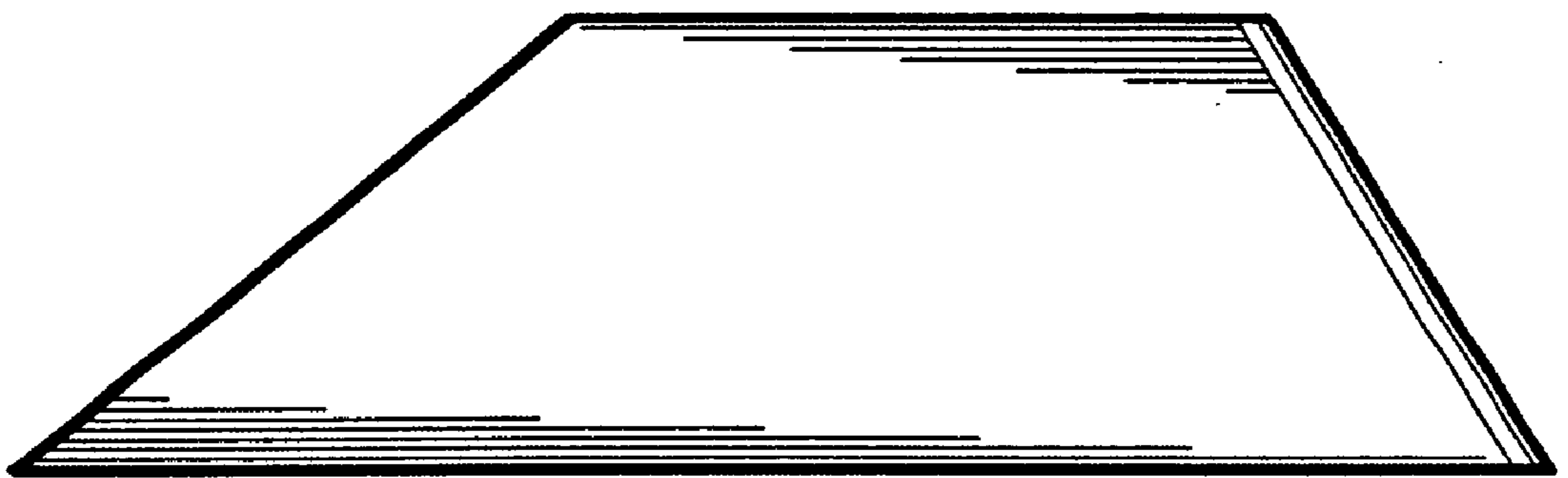


FIG. 5

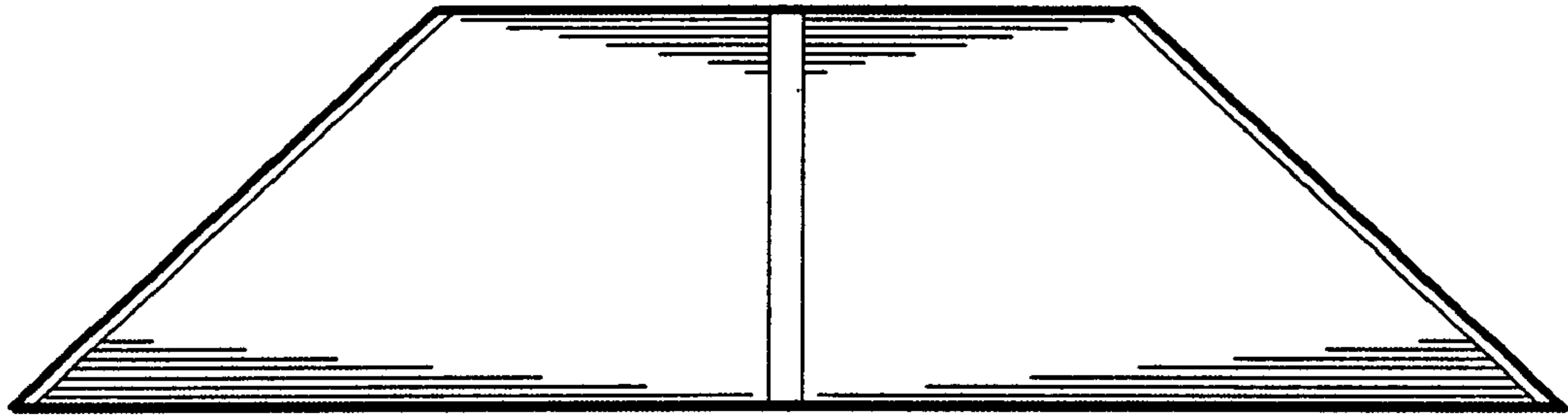


FIG. 6




FIG. 7