



US00D485865S

(12) **United States Design Patent**
Butler

(10) **Patent No.:** **US D485,865 S**

(45) **Date of Patent:** **** Jan. 27, 2004**

(54) **COMBINED DARTBOARD AND GAME BASE**

D400,932 S * 11/1998 Yiu D21/307
D411,256 S * 6/1999 Chen D21/307

(76) Inventor: **Rodney James Butler**, 2055 Domador,
San Clemente, CA (US) 92673

* cited by examiner

(**) Term: **14 Years**

Primary Examiner—Sandra L. Morris
(74) *Attorney, Agent, or Firm*—Morland C. Fischer

(21) Appl. No.: **29/184,017**

(57) **CLAIM**

(22) Filed: **Aug. 26, 2003**

The ornamental design for a combined dartboard and game base, as shown and described.

(51) **LOC (7) Cl.** **21-01**

(52) **U.S. Cl.** **D21/307**

(58) **Field of Search** D21/307-308,
D21/362; 273/348, 371, 376, 403, 408-409

DESCRIPTION

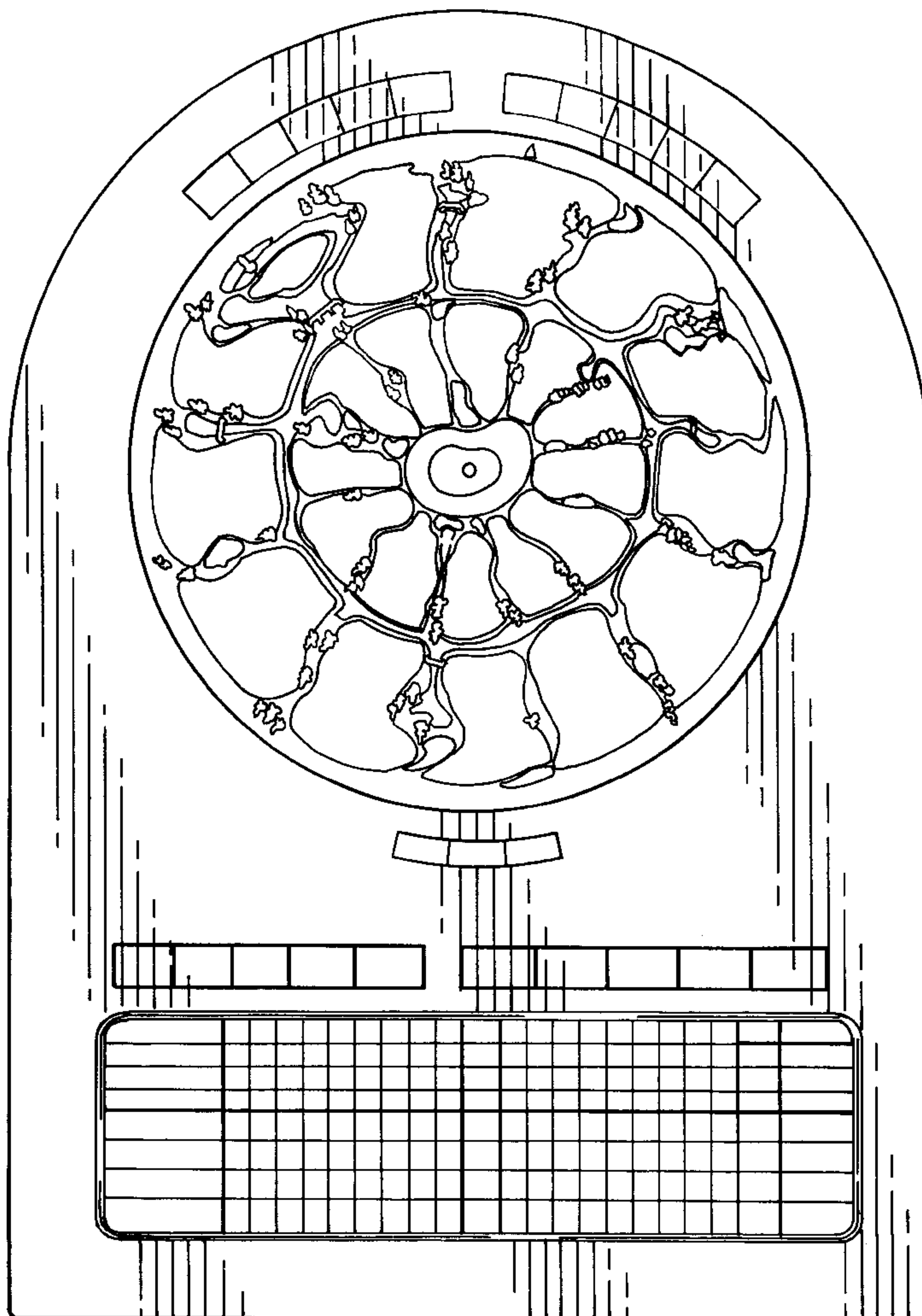
(56) **References Cited**

U.S. PATENT DOCUMENTS

| | | | |
|-------------|-----------|-------------|---------|
| 5,020,807 A | 6/1991 | Barkley | 273/409 |
| D334,033 S | 3/1993 | Mobley | D21/308 |
| D334,034 S | 3/1993 | Larsen | D21/307 |
| 5,197,743 A | 3/1993 | Hanson, Jr. | 273/378 |
| D387,388 S | * 12/1997 | Beall | D21/308 |

FIG. 1 is a front elevational view of a combined dartboard and game base having my new design;
FIG. 2 is a rear elevational view thereof;
FIG. 3 is a right side elevational view thereof, this side and the opposite left side elevational view being identical views;
FIG. 4 is a top plan view thereof; and,
FIG. 5 is a bottom plan view thereof.

1 Claim, 3 Drawing Sheets



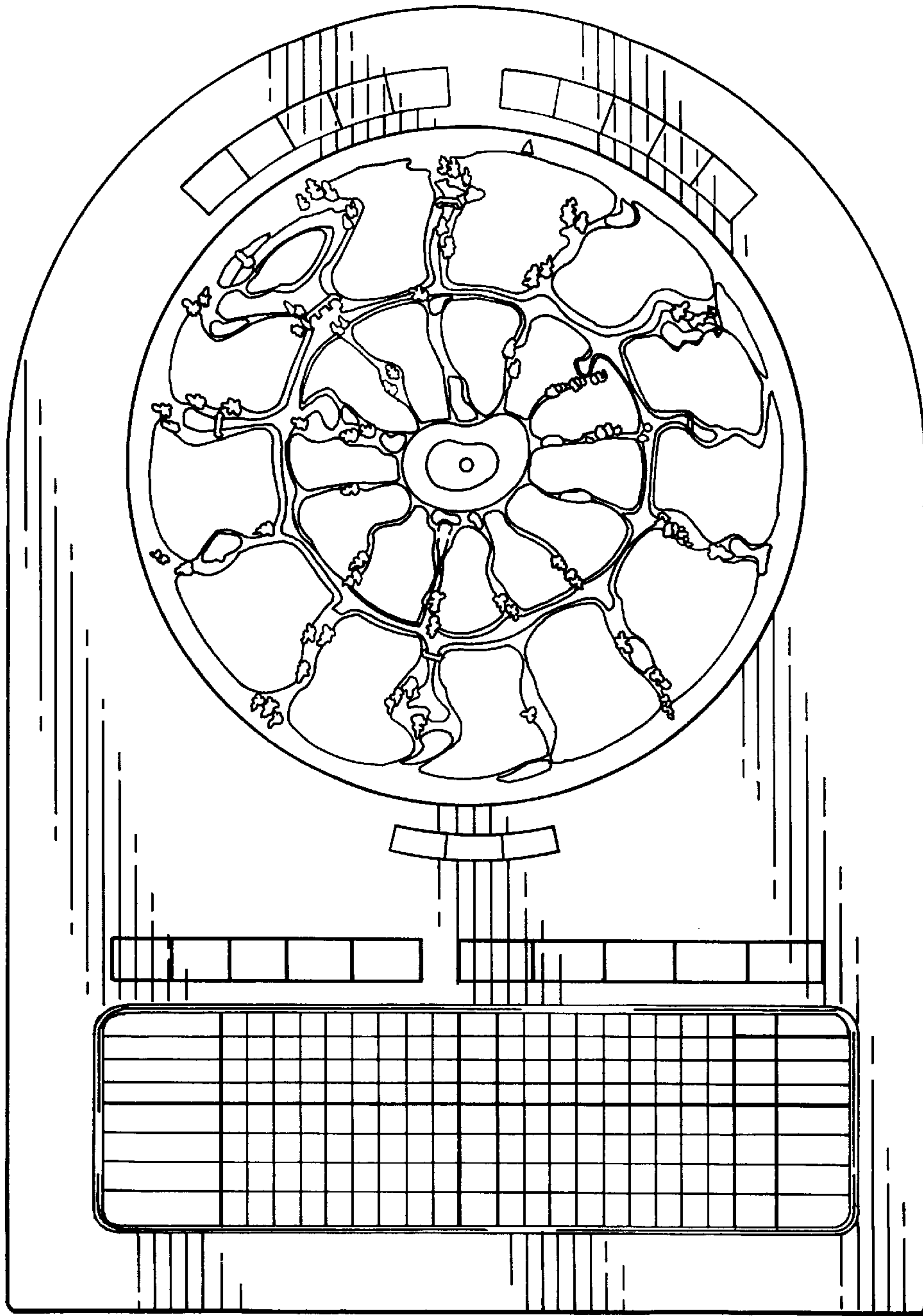


FIG. 1

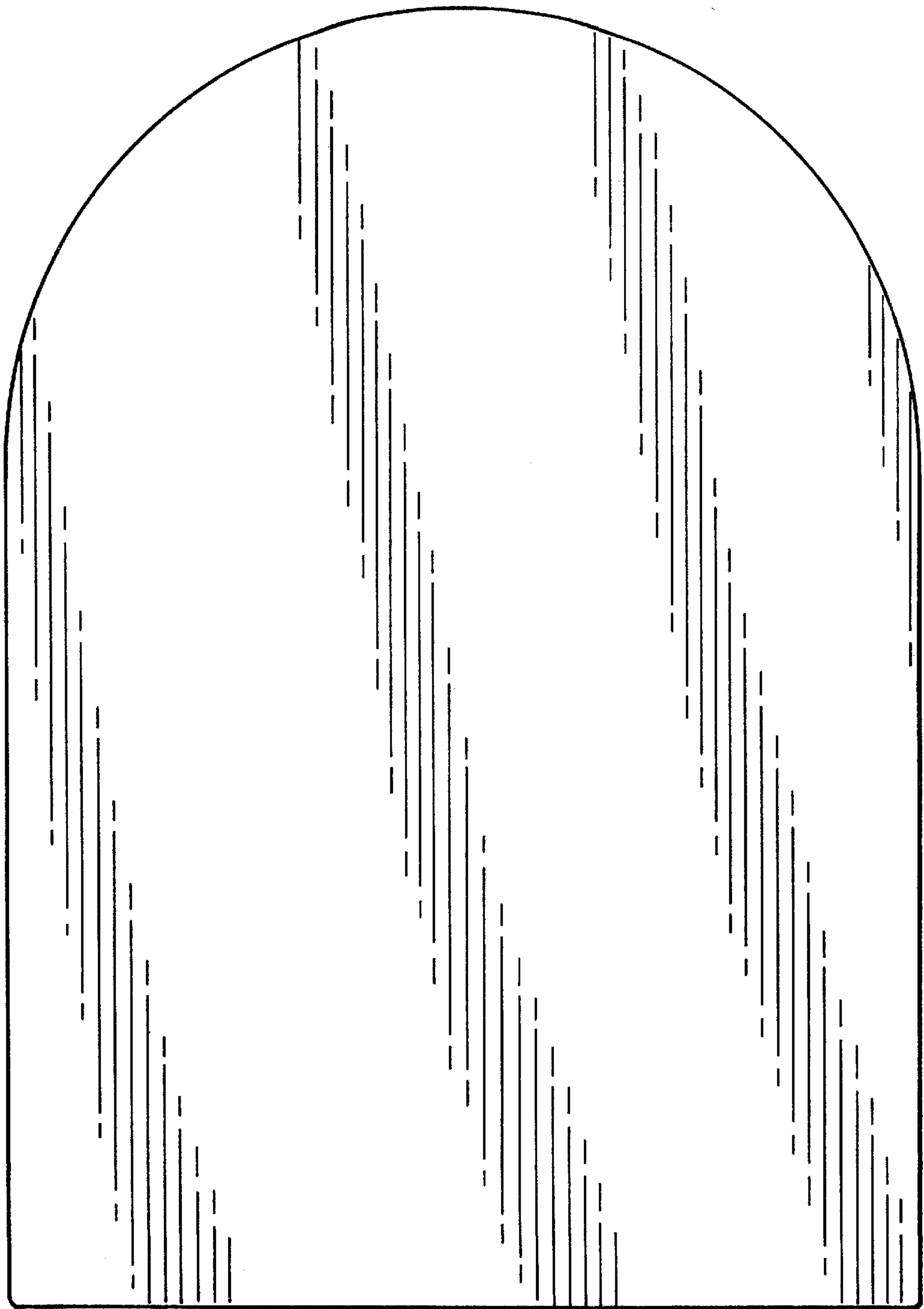


FIG. 2

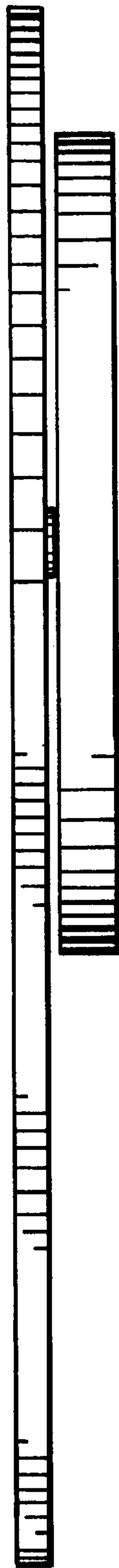


FIG. 3



FIG. 4

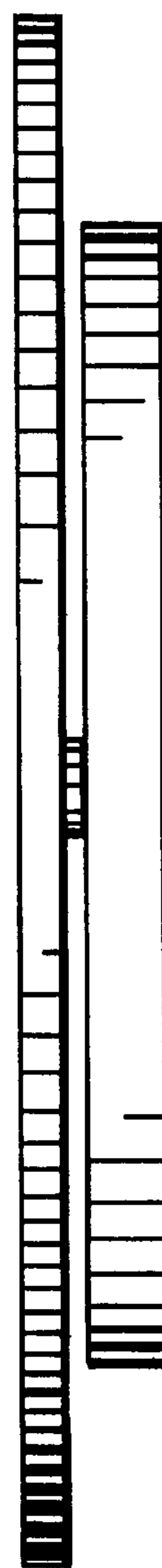


FIG. 5