



US00D485864S

(12) **United States Design Patent**  
**Sarian**

(10) **Patent No.:** **US D485,864 S**

(45) **Date of Patent:** **\*\* Jan. 27, 2004**

(54) **STICKER**

(76) **Inventor:** **Stephen M. Sarian**, 40 Ashley Rd.,  
Newtown Square, PA (US) 19073

(\*\*) **Term:** **14 Years**

(21) **Appl. No.:** **29/174,310**

(22) **Filed:** **Jan. 15, 2003**

(51) **LOC (7) Cl.** ..... **19-08**

(52) **U.S. Cl.** ..... **D20/11**

(58) **Field of Search** ..... D5/63, 64; D11/95,  
D11/108, 116, 165, 167, 180; D20/10, 11,  
22, 23, 27, 28, 29, 99; 40/218, 326, 360,  
638; 116/173; 428/542.6, 914

(56) **References Cited**

**U.S. PATENT DOCUMENTS**

102,267 A	*	4/1870	Holt	.....	116/173
D4,565 S	*	1/1871	Tift	.....	D99/18
D56,330 S	*	10/1920	Adler	.....	D11/180
D192,428 S	*	3/1962	Jacob	.....	D11/174
D273,576 S	*	4/1984	Millan-Perichon	.....	D11/165
4,987,848 A	*	1/1991	Todd	.....	116/173

D376,122 S \* 12/1996 Stine et al. .... D20/41  
D464,590 S \* 10/2002 Real ..... D11/165

\* cited by examiner

*Primary Examiner*—Robert M. Spear  
(74) *Attorney, Agent, or Firm*—Robert J. Yarbrough



(57) **CLAIM**

The ornamental design for a sticker, as shown and described.

**DESCRIPTION**

FIG. 1 is a front view of a sticker showing my new design.  
FIG. 2 is a rear view thereof.  
FIG. 3 is a right side view thereof, the left side being the same.  
FIG. 4 is a bottom view thereof, the top view being the same.  
FIG. 5 is a front view of a second embodiment of the sticker showing my new design;  
FIG. 6 is a rear view of the second embodiment.  
FIG. 7 is a right side view of the second embodiment, the left side being the same; and,  
FIG. 8 is a bottom view of the second embodiment, the top view being the same.

**1 Claim, 4 Drawing Sheets**






FIG. 1




FIG.2



FIG.3



FIG.4




FIG.5




FIG.6



FIG.7



FIG.8