



US00D485859S

(12) **United States Design Patent**
Ueno et al.

(10) **Patent No.:** **US D485,859 S**

(45) **Date of Patent:** **** Jan. 27, 2004**

- (54) **CAP FOR AN INK BOTTLE**
- (75) Inventors: **Fumihiko Ueno**, Hachioji (JP); **Noriko Yokoyama**, Hachioji (JP)
- (73) Assignee: **Olympus Corporation**, Tokyo (JP)
- (**) Term: **14 Years**
- (21) Appl. No.: **29/172,815**
- (22) Filed: **Dec. 17, 2002**

D408,445 S	4/1999	Schwallie et al.	D18/43
D408,846 S	4/1999	Schwallie et al.	D18/43
D417,233 S	* 11/1999	Sabonis	D18/56
D424,611 S	5/2000	Gasvoda et al.	D18/56
D425,554 S	5/2000	Gasvoda et al.	D18/56
6,164,743 A	12/2000	Hmelar et al.	347/86
6,296,353 B1	* 10/2001	Thielman et al.	347/86
6,550,894 B2	* 4/2003	Ueno et al.	347/86

* cited by examiner

Primary Examiner—Cathy Anne MacCormac

(74) *Attorney, Agent, or Firm*—Hogan & Hartson LLP

Related U.S. Application Data

- (62) Division of application No. 29/153,895, filed on Jan. 3, 2002.

(30) **Foreign Application Priority Data**

Jul. 5, 2001	(JP)	2001-19724
Jul. 5, 2001	(JP)	2001-19725
Jul. 5, 2001	(JP)	2001-19726
Jul. 5, 2001	(JP)	2001-19727

- (51) **LOC (7) Cl.** **18-02**
- (52) **U.S. Cl.** **D18/56**
- (58) **Field of Search** D18/56, 43; 347/86, 347/87; 399/262; D9/520, 521, 524, 533, 558, 573, 300, 434

(56) **References Cited**

U.S. PATENT DOCUMENTS

D326,228 S	5/1992	Stratford et al.	D9/521
D368,275 S	* 3/1996	Sakurai et al.	D18/56

(57) **CLAIM**

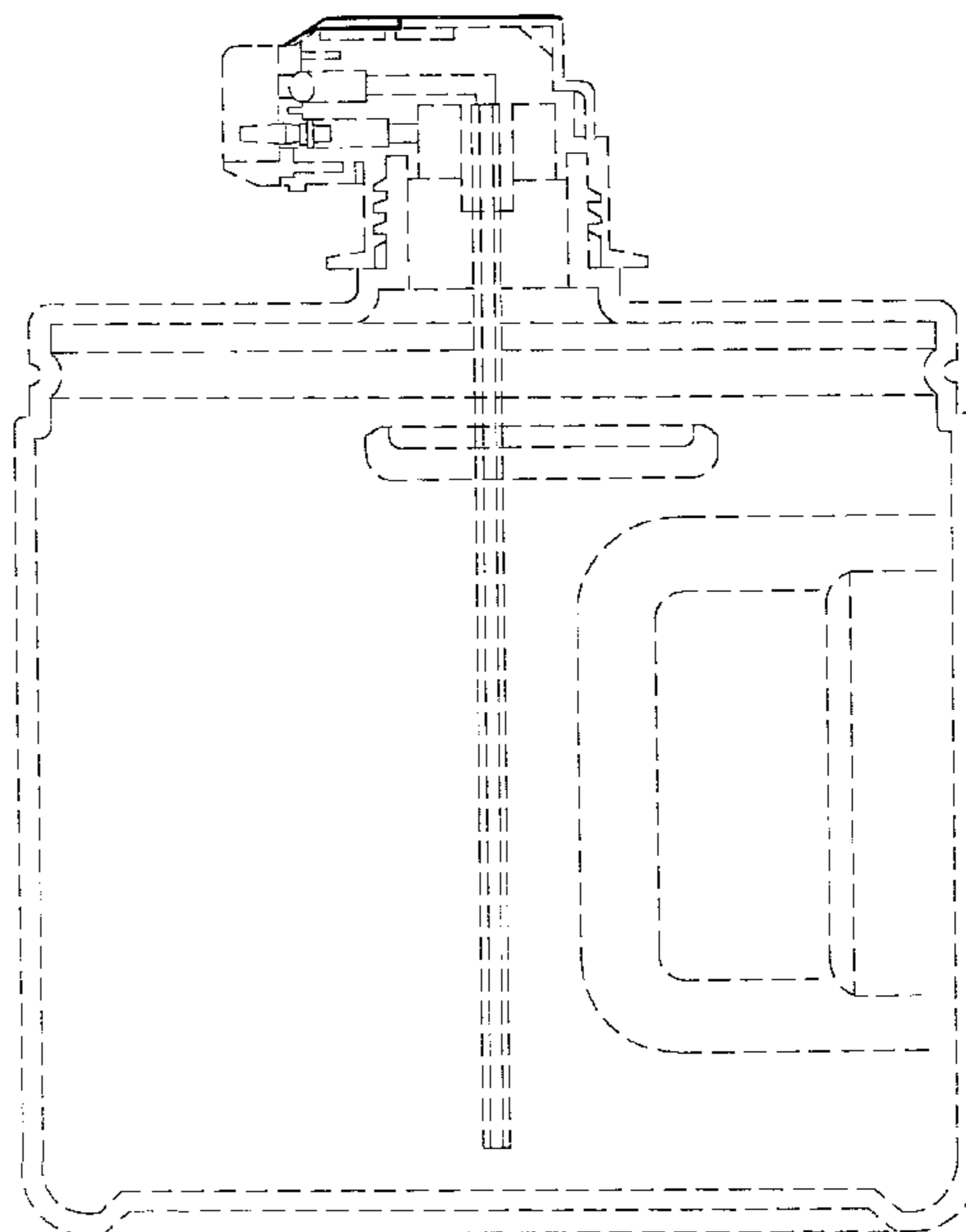
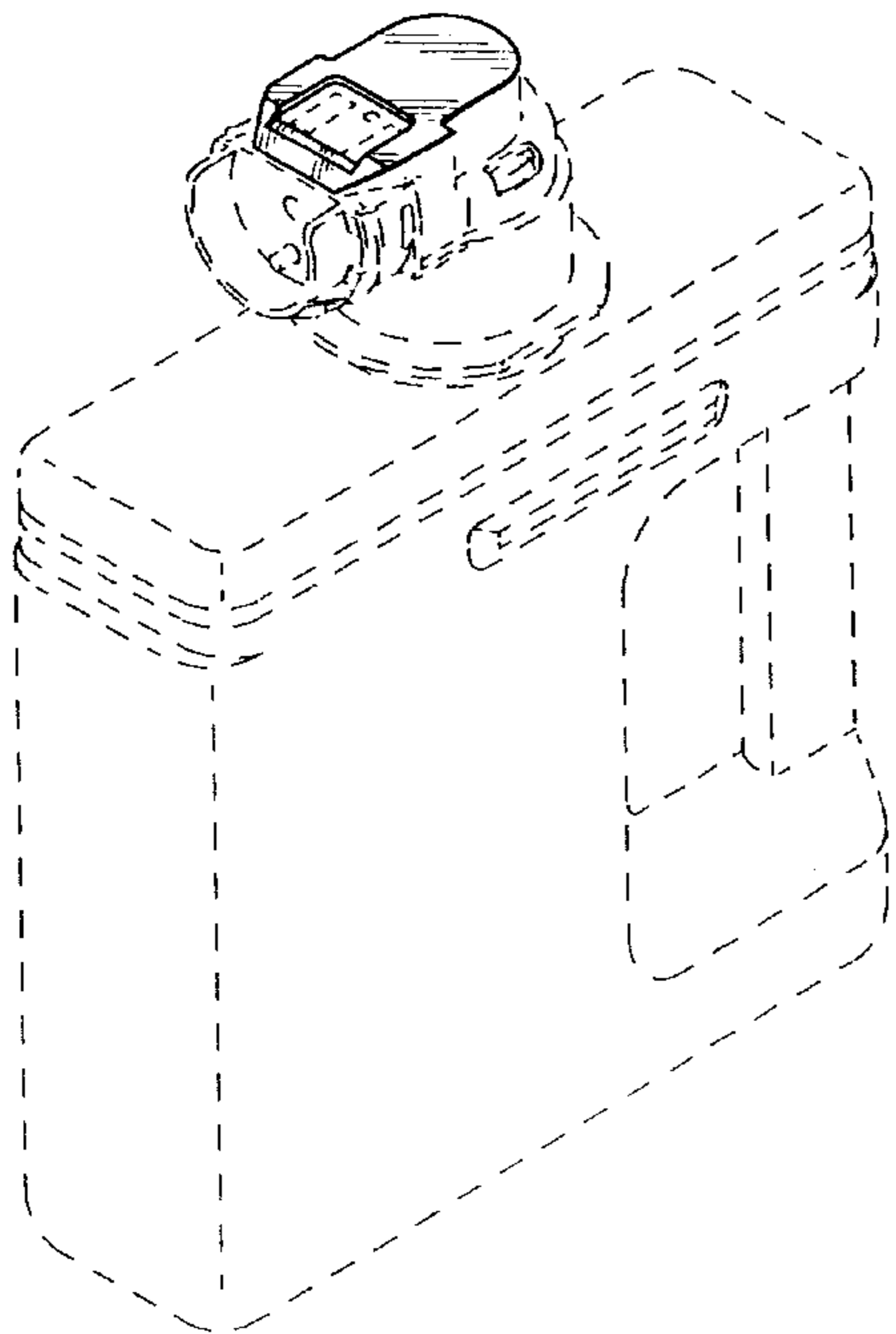
The ornamental design for a cap for an ink bottle, as shown and described.

DESCRIPTION

FIG. 1 is a front, top and left side perspective view of a cap for an ink bottle showing my new design;
 FIG. 2 is a rear, bottom and right side perspective view thereof;
 FIG. 3 is a front elevational view thereof, the rear being a mirror image thereof;
 FIG. 4 is a left side elevational view thereof;
 FIG. 5 is a right side elevational view thereof;
 FIG. 6 is a top plan view thereof;
 FIG. 7 is a bottom plan view thereof; and,
 FIG. 8 is a cross-sectional view thereof taken on line 8—8 of FIG. 6.

The broken lines are for illustration only and form no part of the claimed design.

1 Claim, 3 Drawing Sheets



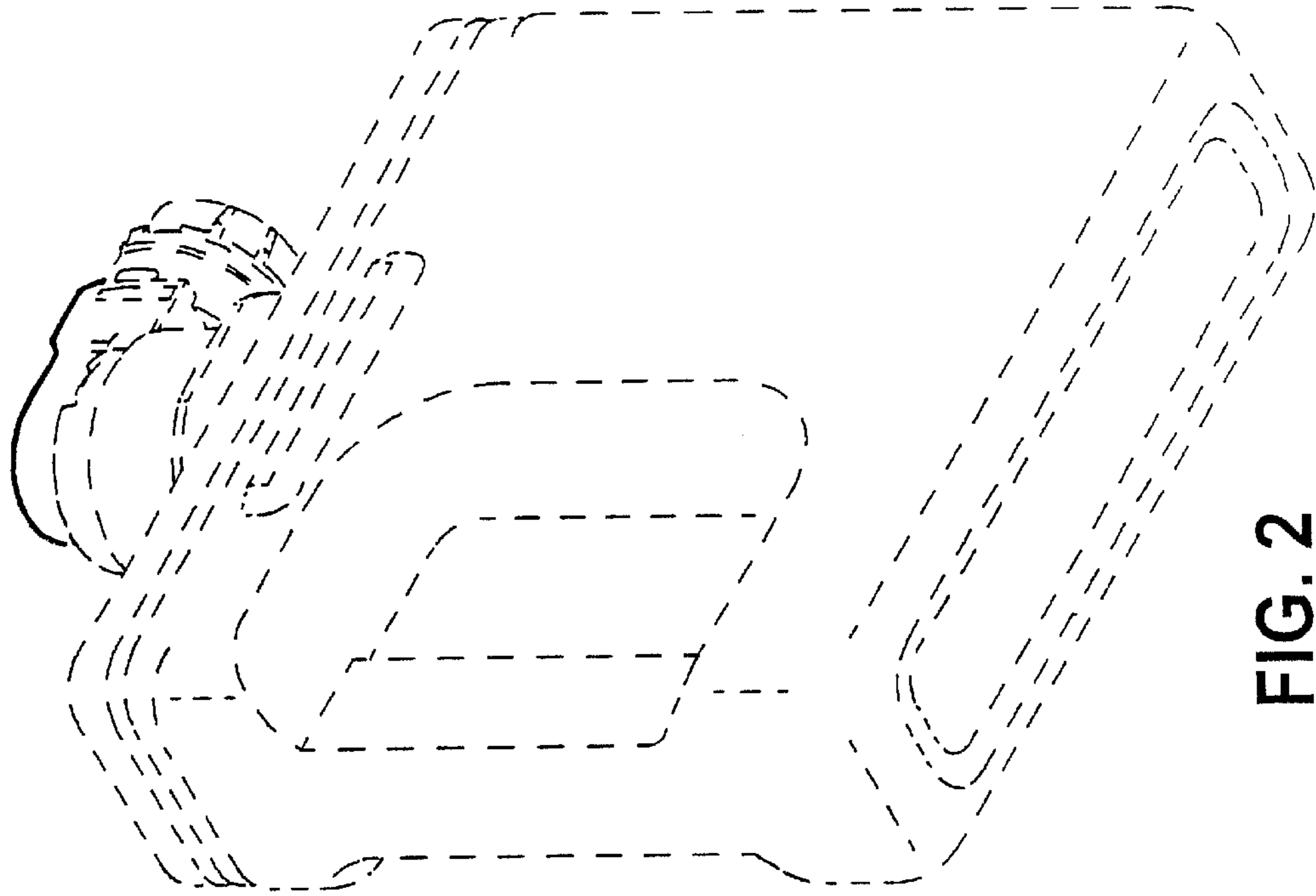


FIG. 2




FIG. 1

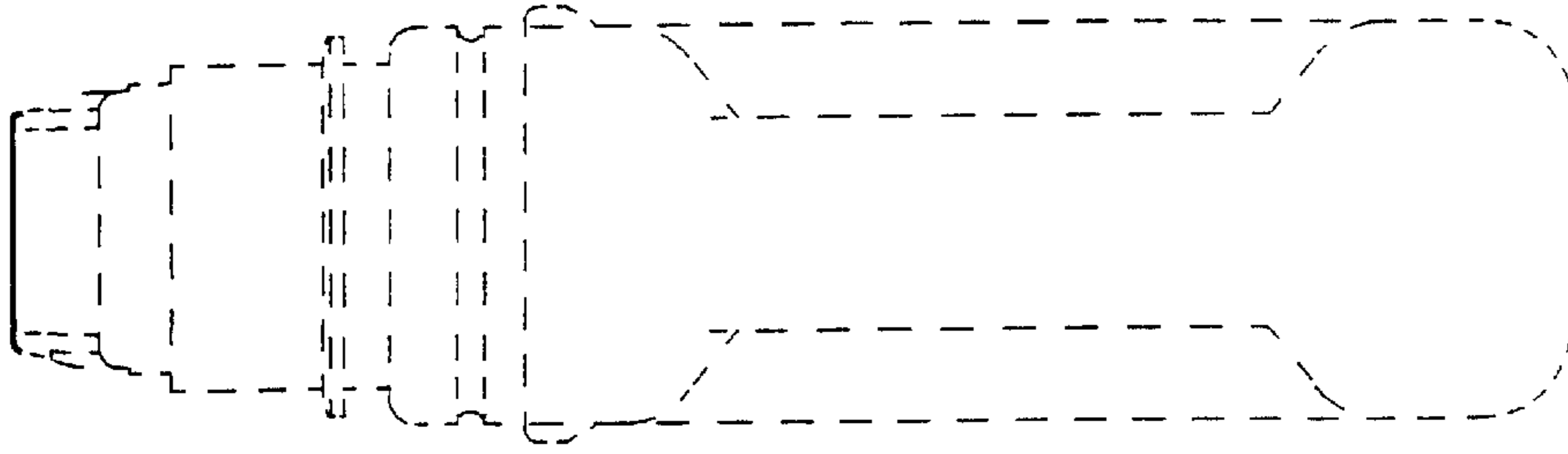


FIG. 5

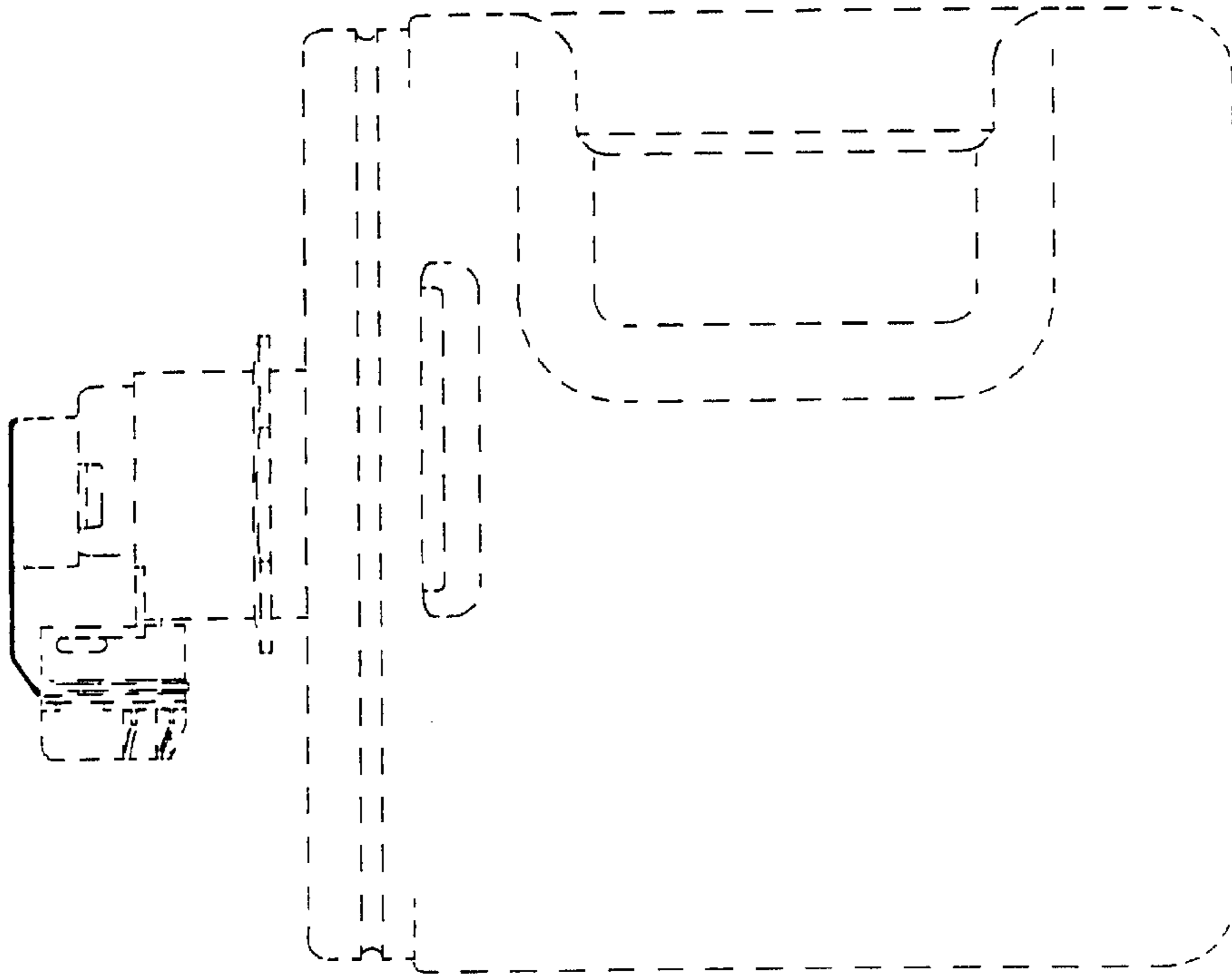


FIG. 3



FIG. 4

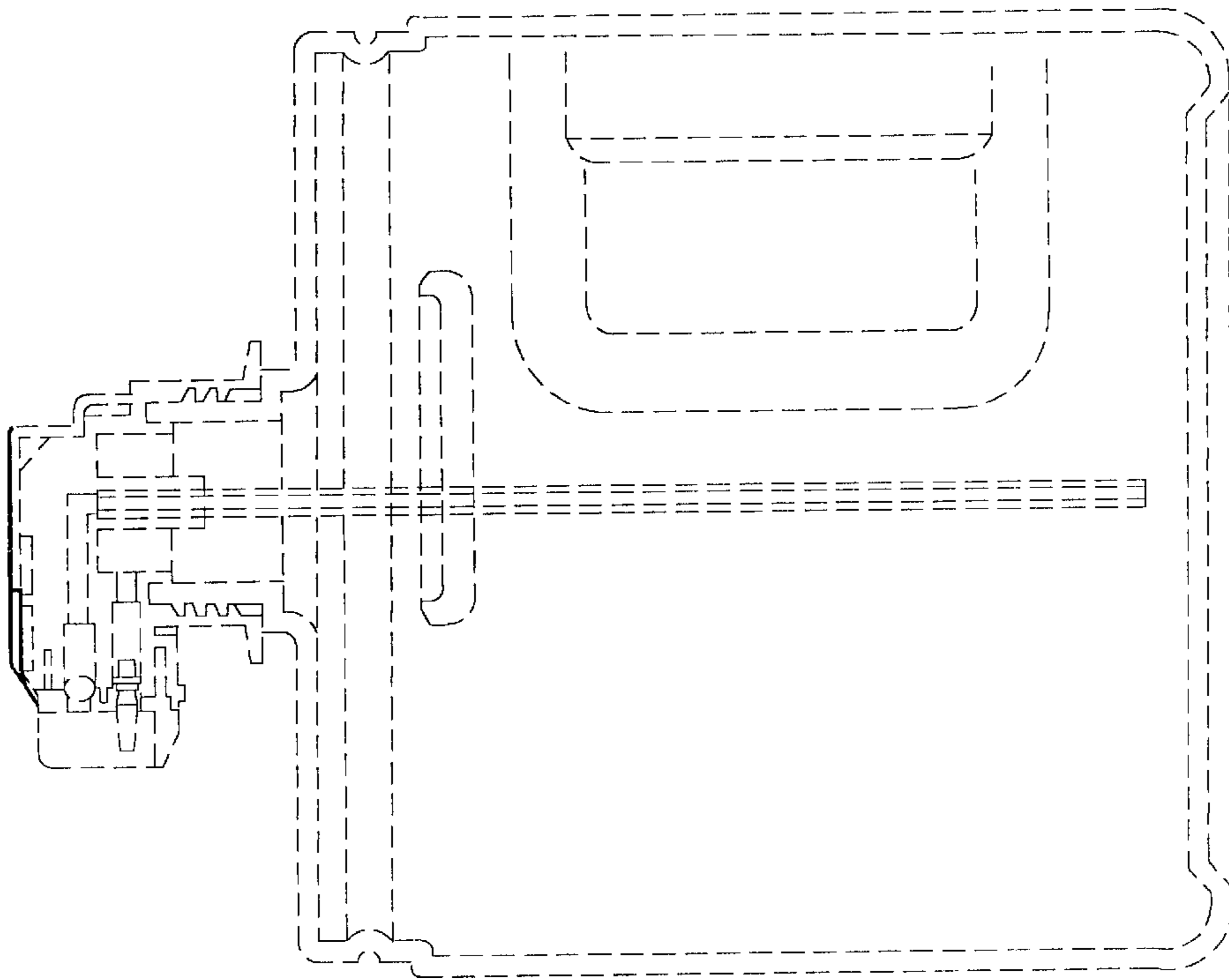


FIG. 8

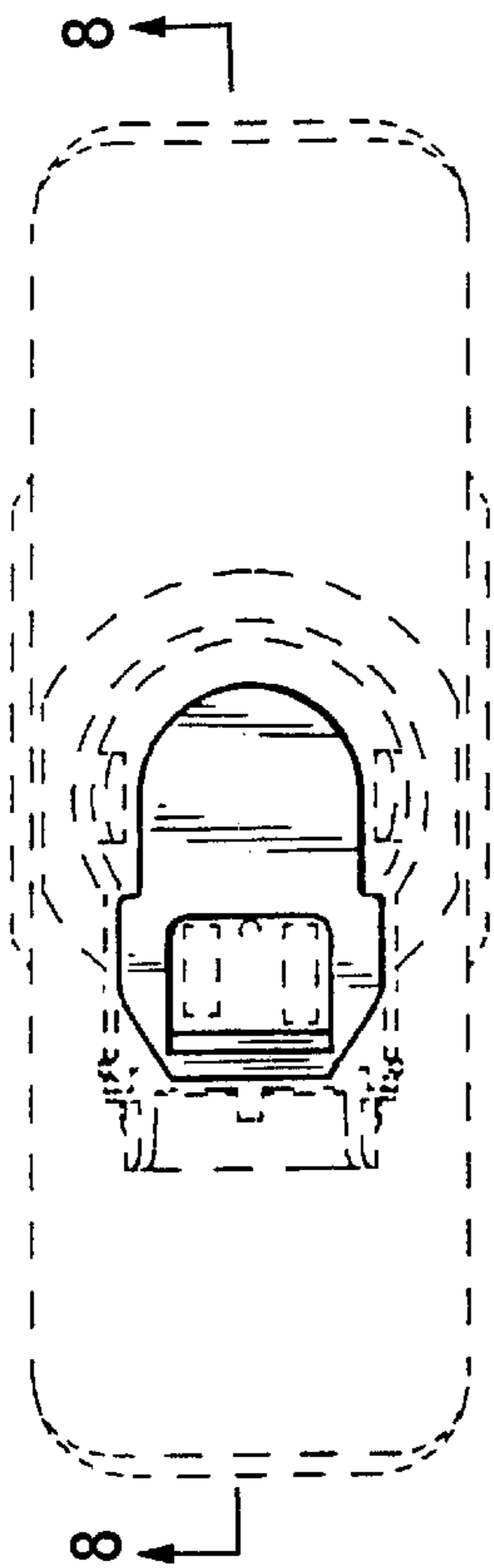


FIG. 6




FIG. 7