



US00D485838S

(12) **United States Design Patent**
Wilson et al.

(10) **Patent No.:** **US D485,838 S**

(45) **Date of Patent:** **** Jan. 27, 2004**

(54) **WIRELESS HANDHELD COMMUNICATION DEVICE**

D445,428 S	7/2001	Pattenden	D14/488
6,278,442 B1	8/2001	Griffin et al.	345/169
D457,308 S	5/2002	Infanti	D3/218
6,452,588 B2	9/2002	Griffin et al.	345/169

(75) Inventors: **Robert Fraser Wilson**, Vancouver (CA); **Edmond Kwok Ho Fung**, Lexington, MA (US); **Robert Frank Marchetto**, Burnaby (CA)

* cited by examiner

Primary Examiner—Freda Nunn

(73) Assignee: **PerComm, Inc.**, Vancouver (CA)

(74) *Attorney, Agent, or Firm*—Oyen Wiggs Green & Mutala

(**) Term: **14 Years**

(57) **CLAIM**

(21) Appl. No.: **29/172,190**

The ornamental design for a wireless handheld communication device, as shown and described.

(22) Filed: **Dec. 9, 2002**

DESCRIPTION

(51) **LOC (7) Cl.** **14-02**

(52) **U.S. Cl.** **D14/346**

(58) **Field of Search** D14/341–346,
D14/191; D18/1, 2, 7; 235/145 A, 145 R;
341/22, 23; 345/156, 168, 169, 172, 173,
87; 349/12

FIG. 1 is an isometric view of the wireless handheld communication device;

FIG. 2 is a different isometric view thereof;

FIG. 3 is an elevated plane view of a front side thereof;

FIG. 4 is an elevated plane view of a back side thereof;

FIG. 5 is an elevated plane view of a left side thereof, the right side thereof being a mirror image of the left side;

FIG. 6 is an elevated plan view of a top side thereof; and,

FIG. 7 is an elevated plan view of a bottom side thereof.

The features shown in broken lines are for illustrative purposes only and form no part of the claimed design.

(56) **References Cited**

U.S. PATENT DOCUMENTS

D386,497 S	*	11/1997	Huslig et al.	D14/191
D416,256 S	*	11/1999	Griffin et al.	D14/191
D433,460 S		11/2000	Griffin et al.	D21/329

1 Claim, 5 Drawing Sheets






FIG. 1

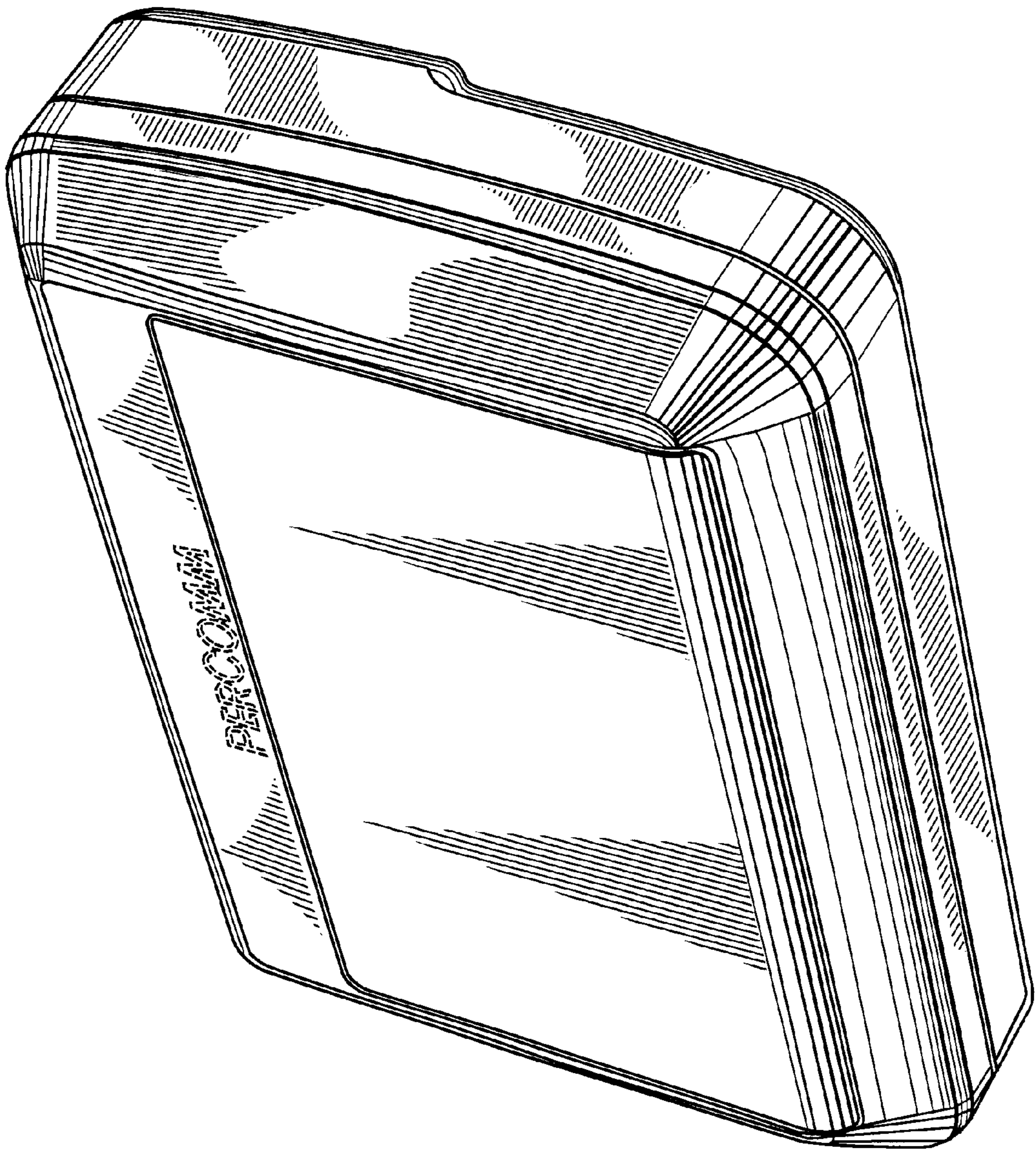


FIG. 2




FIG. 3

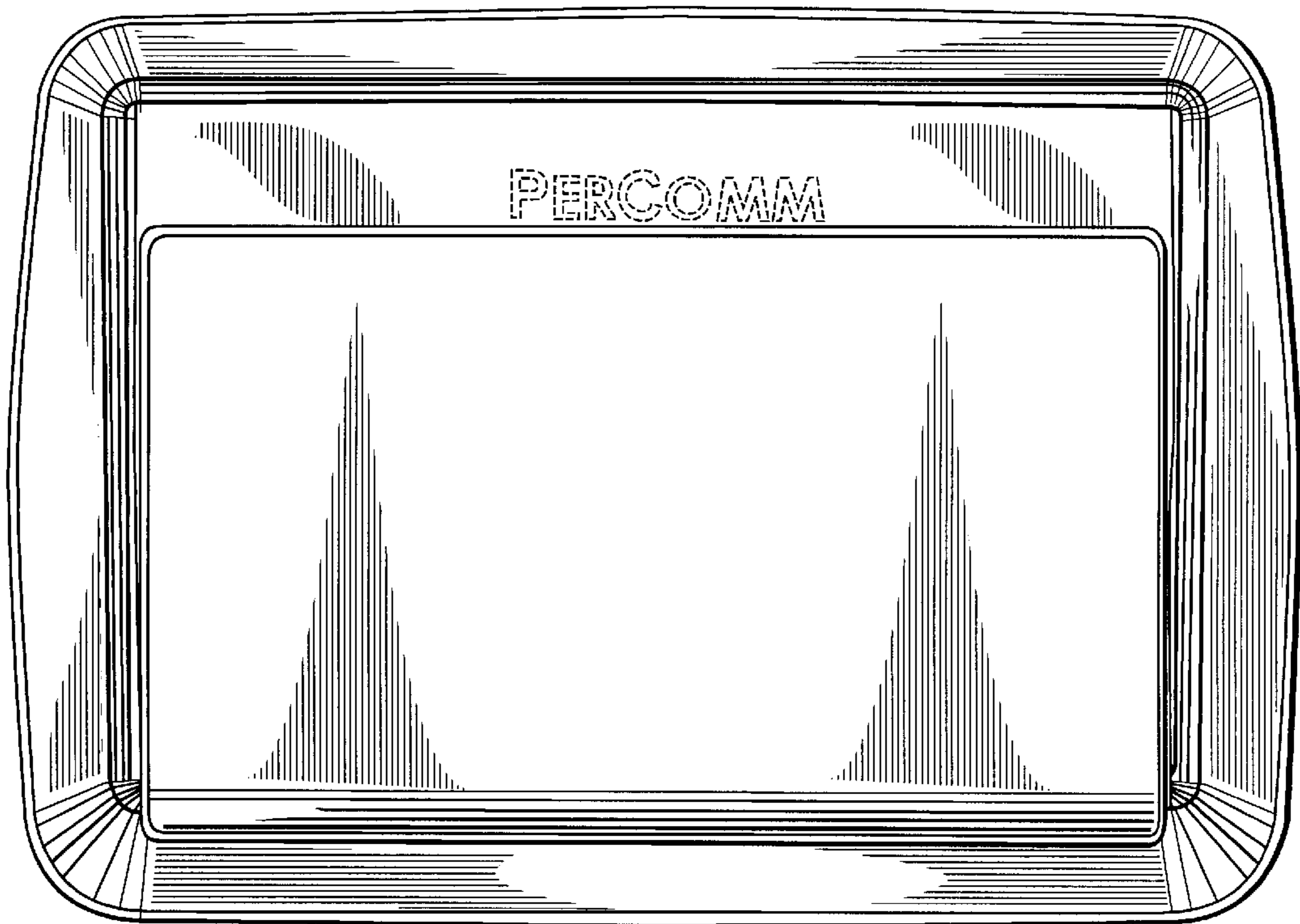


FIG. 4

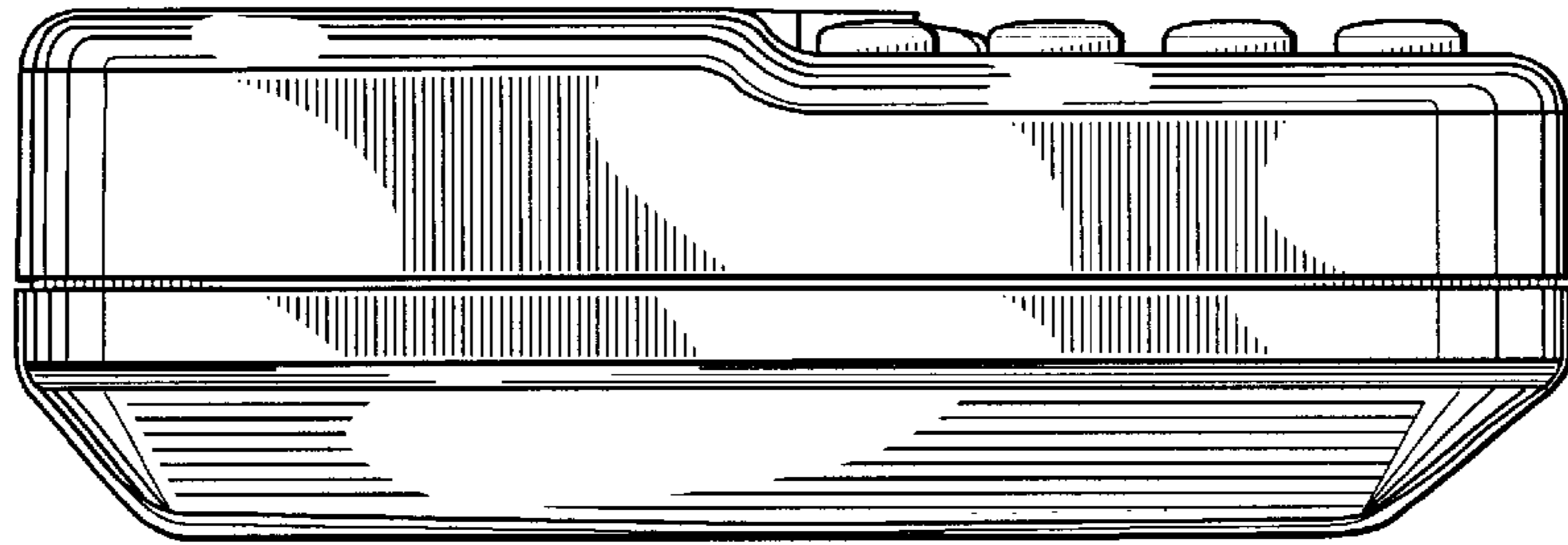


FIG. 5

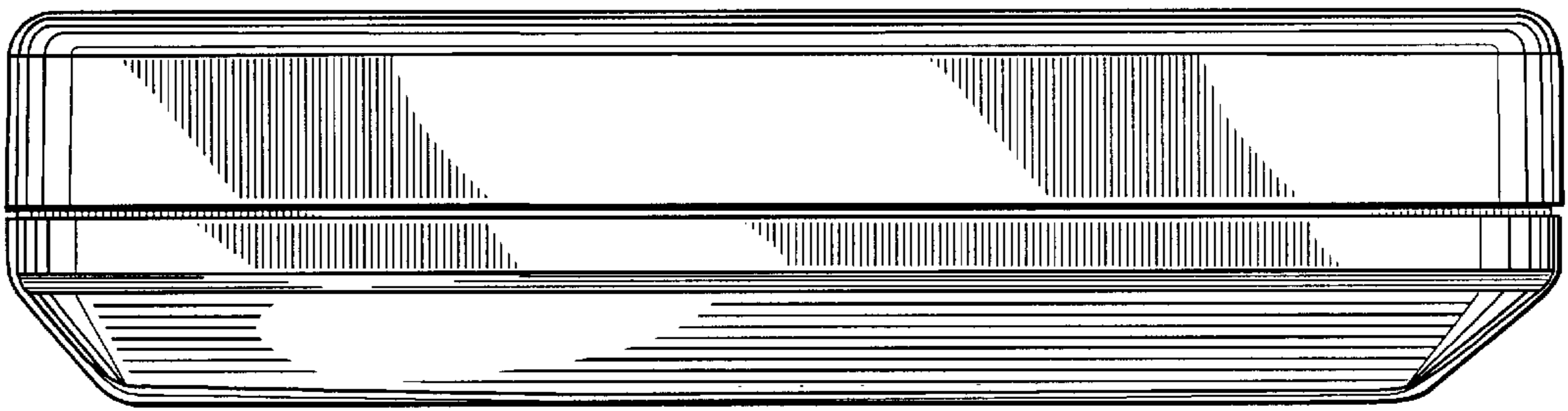


FIG. 6

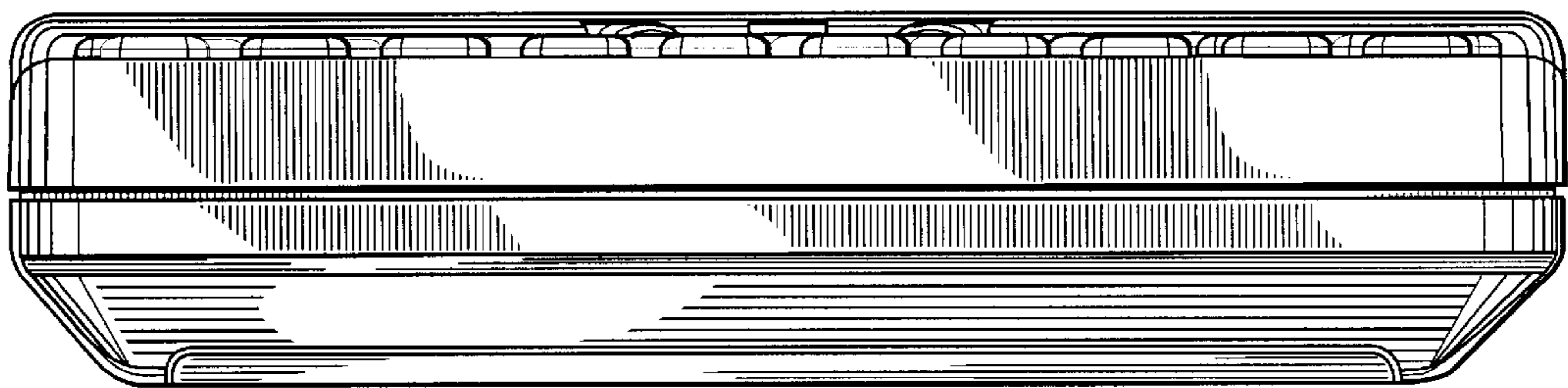


FIG. 7