



US00D485833S

(12) **United States Design Patent**
Maruska et al.

(10) **Patent No.:** **US D485,833 S**

(45) **Date of Patent:** **** Jan. 27, 2004**

(54) **HOUSING FOR A COMMUNICATION DEVICE OR SIMILAR ARTICLE**

(75) Inventors: **Joshua Maruska**, Bellevue, WA (US);
Paul M. Pierce, Grayslake, IL (US);
Joseph Graceffa, Boulder, CO (US)

(73) Assignee: **Motorola, Inc.**, Schaumburg, IL (US)

(**) Term: **14 Years**

(21) Appl. No.: **29/175,205**

(22) Filed: **Jan. 31, 2003**

(51) **LOC (7) Cl.** **14-03**

(52) **U.S. Cl.** **D14/248**

(58) **Field of Search** D14/253, 242,
D14/250, 148, 240, 138, 144, 248; 379/419,
420.02, 420.04, 428.02, 428.04, 400, 457

(56) **References Cited**

U.S. PATENT DOCUMENTS

5,703,947 A	*	12/1997	Hino et al.	379/419
D436,582 S	*	1/2001	Angele	D14/138
D436,583 S	*	1/2001	Newby et al.	D14/138
D456,800 S	*	5/2002	Rade	D14/248
D460,755 S	*	7/2002	Cleary et al.	D14/250
D462,345 S	*	9/2002	Kim et al.	D14/248
D472,894 S	*	4/2003	Kim et al.	D14/248
D479,711 S	*	9/2003	Chen et al.	D14/138

FOREIGN PATENT DOCUMENTS

WO	DM/054794	*	1/2001	14/3
WO	DM/058585	*	9/2001	14/3
WO	DM/060788	*	5/2002	14/3
WO	DM/061608	*	8/2002	14/3
WO	DM/062133	*	11/2002	14/3

* cited by examiner

Primary Examiner—Charles A. Rademaker

(74) *Attorney, Agent, or Firm*—Randall S. Vaas

(57) **CLAIM**

The ornamental housing for a communication device or similar article, as shown.

DESCRIPTION

FIG. 1 is a front, side and bottom perspective view of a housing for a communication device or similar article showing my new design.

FIG. 2 is a first side elevation view of the embodiment of FIG. 1.


FIG. 3 is a front elevation view of the embodiment of FIG. 1.

FIG. 4 is a bottom plan view of the embodiment of FIG. 1.

FIG. 5 is a top plan view of the embodiment of FIG. 1; and,

FIG. 6 is a second side elevation view of the embodiment of FIG. 1.

1 Claim, 3 Drawing Sheets






FIG. 1




FIG. 2

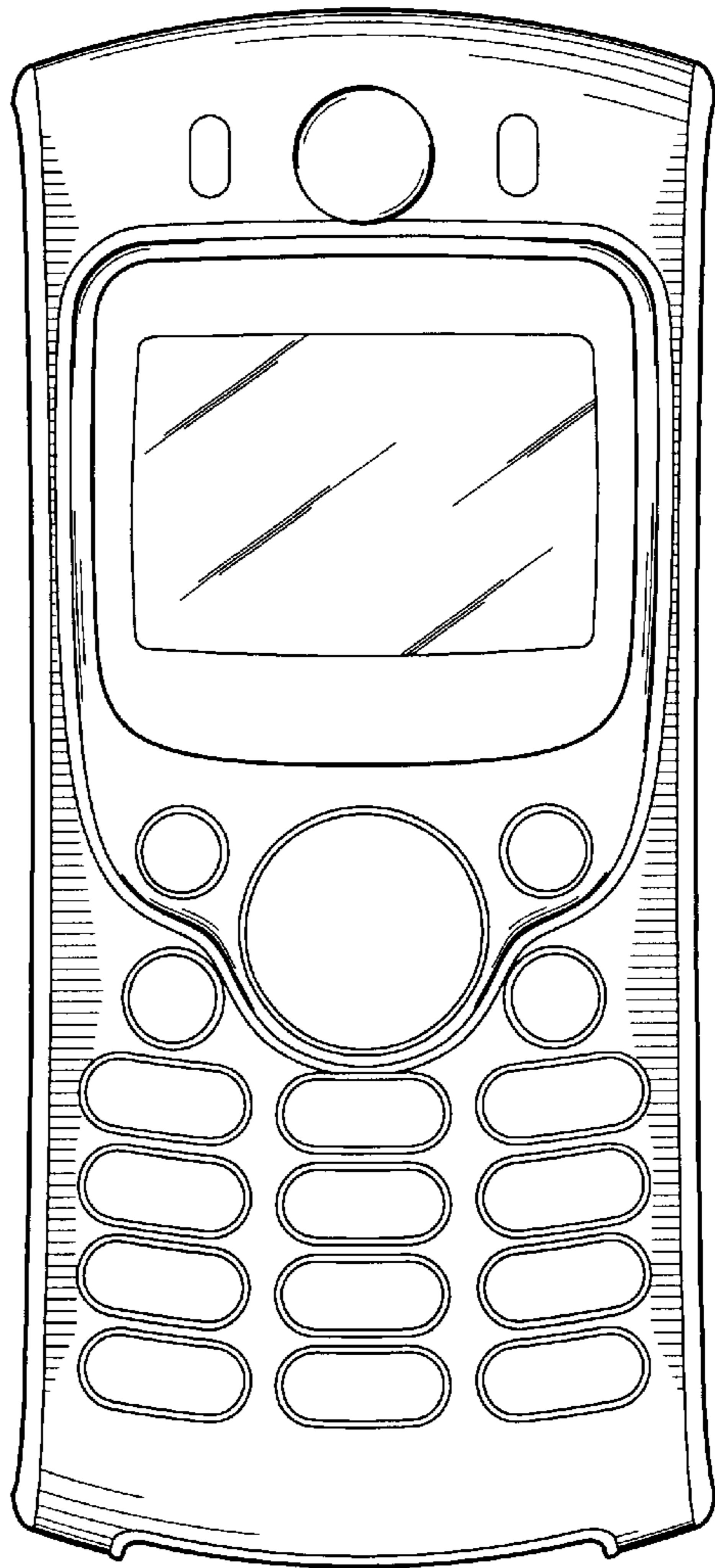


FIG. 3




FIG. 4

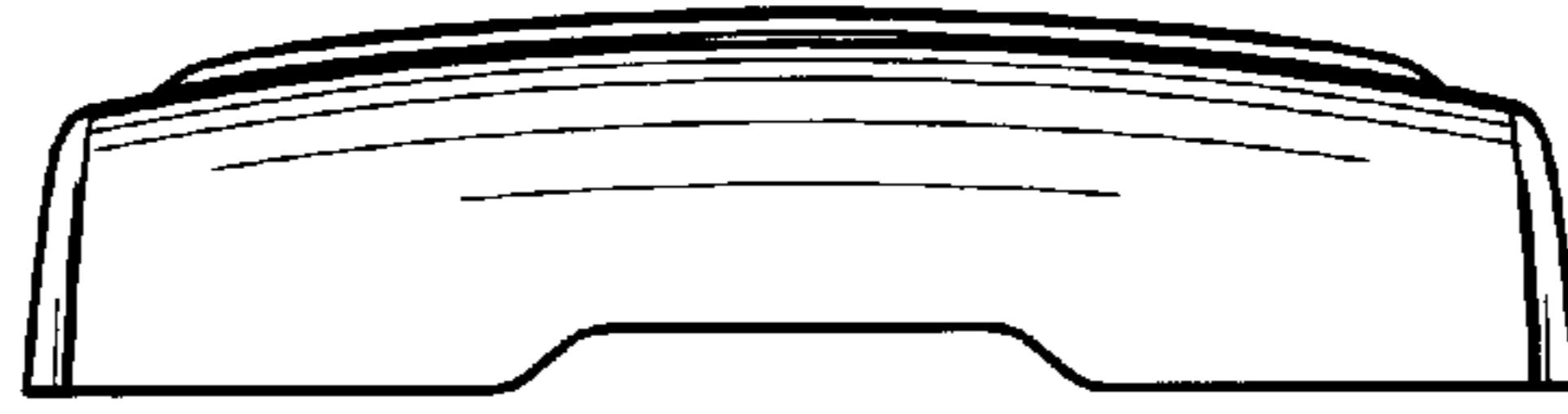


FIG. 5



FIG. 6