



US00D485831S

(12) **United States Design Patent**  
**Clark et al.**

(10) **Patent No.: US D485,831 S**

(45) **Date of Patent: \*\* Jan. 27, 2004**

(54) **FRONT COVER FOR A HANDSET**

(76) Inventors: **Chuck Clark**, 901 Martin Downs Blvd., Palm City, FL (US) 34990; **Lou Martin, Jr.**, 2815 SE. Tate Ave., Port Saint Lucie, FL (US) 34984

(\*\*) Term: **14 Years**

(21) Appl. No.: **29/165,464**

(22) Filed: **Aug. 8, 2002**

(51) **LOC (7) Cl. .... 14-03**

(52) **U.S. Cl. .... D14/248**

(58) **Field of Search** ..... D14/137, 138, D14/218, 147-148, 247-248, 144, 341-347; 379/433.01-433.13, 419, 434, 428.01-428.04, 420.01-420.04, 440; 455/550.1-90.3; D21/517

(56) **References Cited**

**U.S. PATENT DOCUMENTS**

D379,981 S	*	6/1997	Williams et al. ....	D14/138
D389,478 S	*	1/1998	Nagele et al. ....	D14/138
D395,316 S	*	6/1998	Mason .....	D14/250
D398,930 S	*	9/1998	Nuovo et al. ....	D14/250
D398,931 S	*	9/1998	Nuovo et al. ....	D14/250
D405,785 S	*	2/1999	Vuolteenaho .....	D14/138
D406,583 S	*	3/1999	Phillips et al. ....	D14/138
D406,585 S	*	3/1999	Vuolteenaho et al. ....	D14/138
D420,680 S	*	2/2000	Curtis .....	D14/248
D421,442 S	*	3/2000	Curtis et al. ....	D14/248
D428,001 S	*	7/2000	Curtis .....	D14/248

D436,102 S	*	1/2001	Wu .....	D14/248
D443,258 S	*	6/2001	Gartrell et al. ....	D14/138
D449,597 S	*	10/2001	Tan et al. ....	D14/248
D450,316 S	*	11/2001	Vuolteenaho et al. ....	D14/248
D451,093 S	*	11/2001	Tan et al. ....	D14/248
D455,739 S	*	4/2002	Vuolteenaho et al. ....	D14/248
D456,800 S	*	5/2002	Rade .....	D14/248
D459,711 S	*	7/2002	Lee .....	D14/138
6,567,652 B1	*	5/2003	Wu .....	455/90

\* cited by examiner

*Primary Examiner*—Jeffrey Asch  
(74) *Attorney, Agent, or Firm*—McHale & Slavin, P.A.

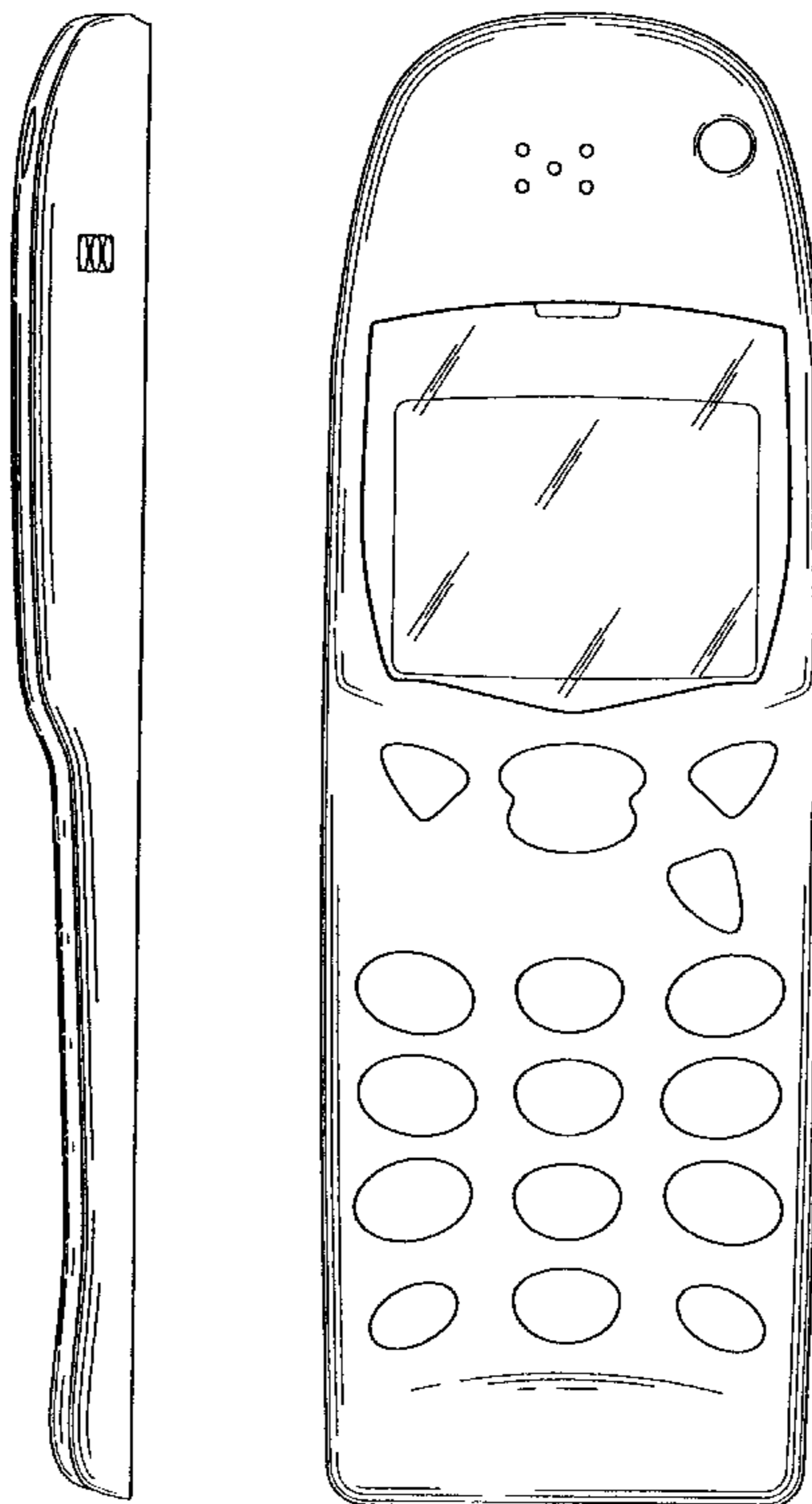
(57) **CLAIM**

The ornamental design for a front cover for a handset, as shown and described.

**DESCRIPTION**


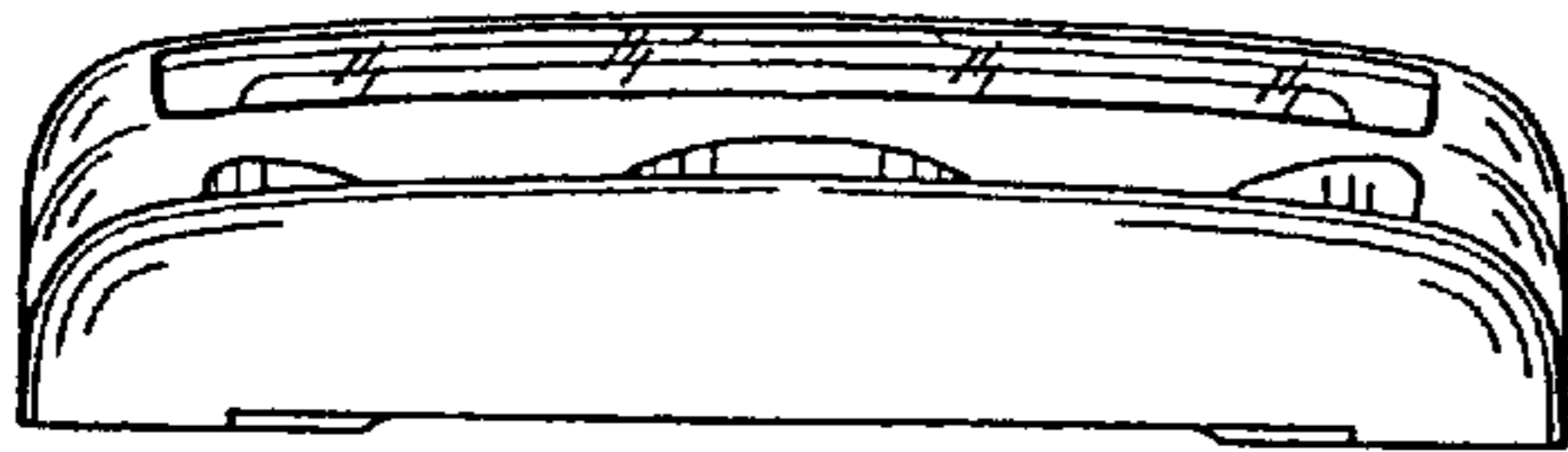
FIG. 1 is bottom end view of the front cover for a handset of the invention;  
FIG. 2 is a left side view of the front cover for a handset of FIG. 1;  
FIG. 3 is a front elevational view of the front cover for a handset of FIG. 1;  
FIG. 4 is a right side view of the front cover for a handset of FIG. 1;  
FIG. 5 is a top end view of the of the front cover for a handset of FIG. 1; and,  
FIG. 6 is a perspective view of the front cover for a handset of FIG. 1 taken from the front and left.

**1 Claim, 4 Drawing Sheets**

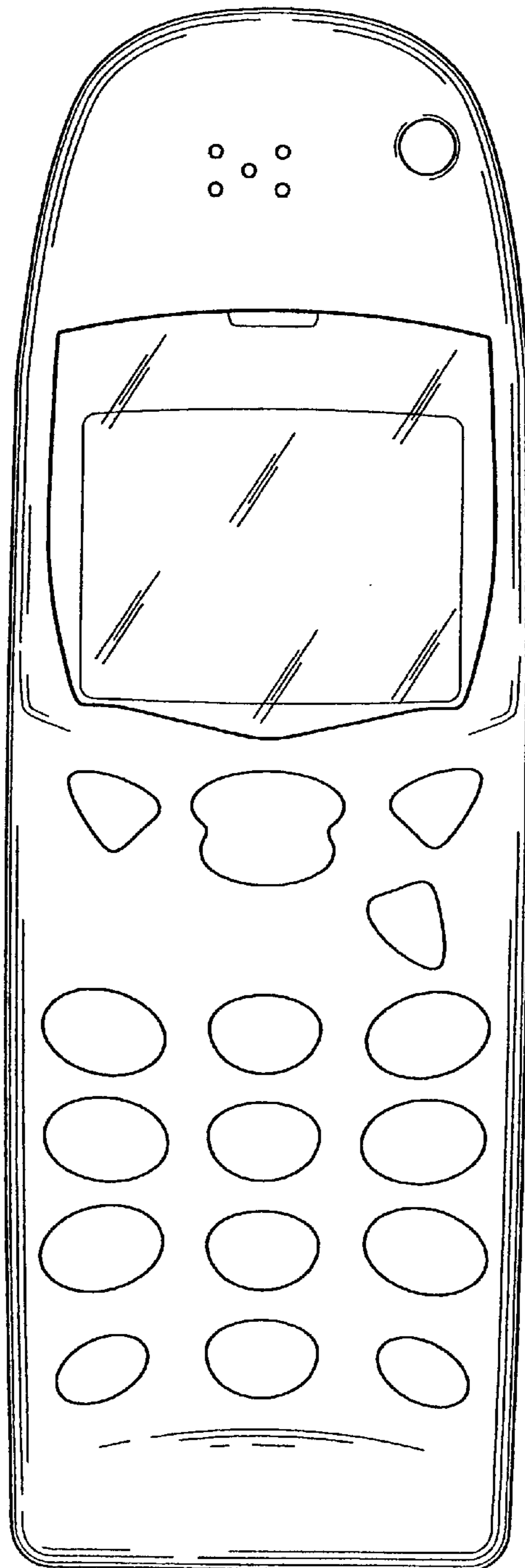


*FIG. 2*

*FIG. 1*



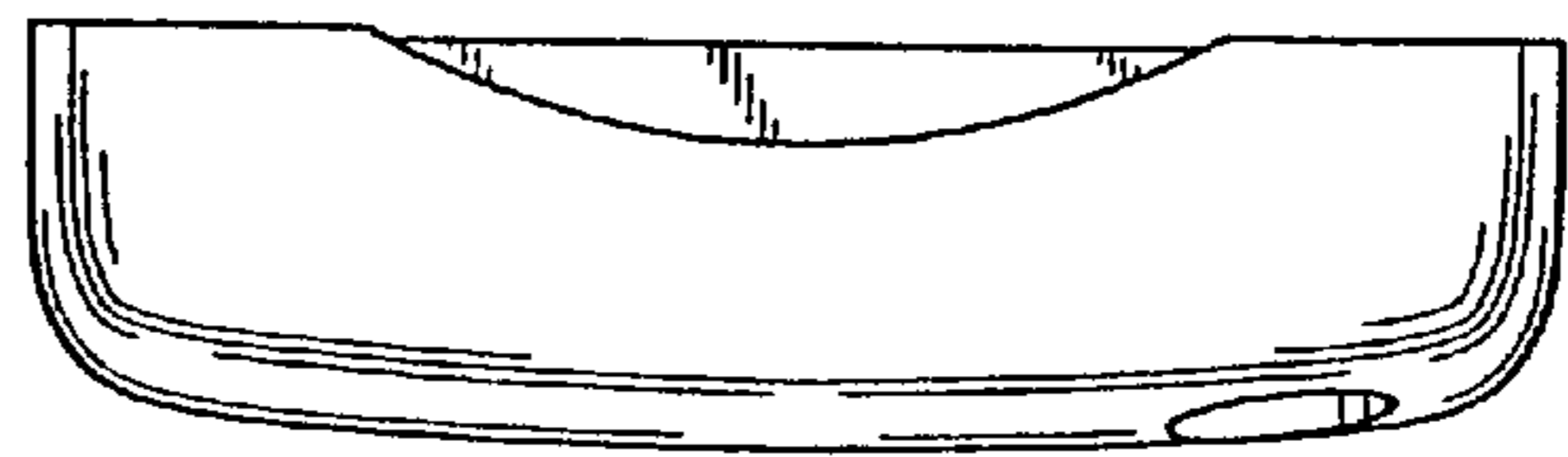
*FIG. 3*



*FIG. 4*



*FIG. 5*



*FIG. 6*

