



US00D485819S

(12) **United States Design Patent**
Ahlgren

(10) **Patent No.:** **US D485,819 S**

(45) **Date of Patent:** **** Jan. 27, 2004**

(54) **MOBILE PHONE**

(75) Inventor: **Erik Ahlgren, Malmo (SE)**

(73) Assignee: **Sony Ericsson Mobile Communications AB, Lund (SE)**

(**) Term: **14 Years**

(21) Appl. No.: **29/179,010**

(22) Filed: **Apr. 3, 2003**

(30) **Foreign Application Priority Data**

Oct. 7, 2002 (SE) 02-1460

(51) **LOC (7) Cl.** **14-03**

(52) **U.S. Cl.** **D14/138**

(58) **Field of Search** D14/137, 138,
D14/218, 147-148, 247-248, 144, 240,
341-347; 379/433.01-433.13, 419, 434,
428.01-428.04, 420.01-420.04, 440; 455/550.1-90.3;
D21/517; 345/168, 169

(56) **References Cited**

U.S. PATENT DOCUMENTS

D420,351 S	*	2/2000	Waldner	D14/138
D432,511 S	*	10/2000	Eckholm	D14/138
D451,079 S	*	11/2001	Ali	D14/138
D454,849 S	*	3/2002	Eckholm	D14/138
D456,794 S	*	5/2002	Laverick et al.	D14/138
D459,324 S	*	6/2002	Ahlgren	D14/138

D459,327 S	*	6/2002	Ali	D14/138
D468,714 S	*	1/2003	Maruska et al.	D14/138
D469,748 S	*	2/2003	Ribeiro et al.	D14/138
D470,467 S	*	2/2003	Maruska et al.	D14/138
D478,324 S	*	8/2003	OaNeil	D14/138
D478,882 S	*	8/2003	Peng et al.	D14/138
D478,883 S	*	8/2003	Jensfelt et al.	D14/138
D479,212 S	*	9/2003	Eckholm	D14/138
D479,213 S	*	9/2003	Ansley et al.	D14/138
D479,514 S	*	9/2003	Chan	D14/138
2003/0054830 A1	*	3/2003	Williams	455/456.1

* cited by examiner

Primary Examiner—Jeffrey Asch

(74) *Attorney, Agent, or Firm*—Myers Bigel Sibley & Sajovec


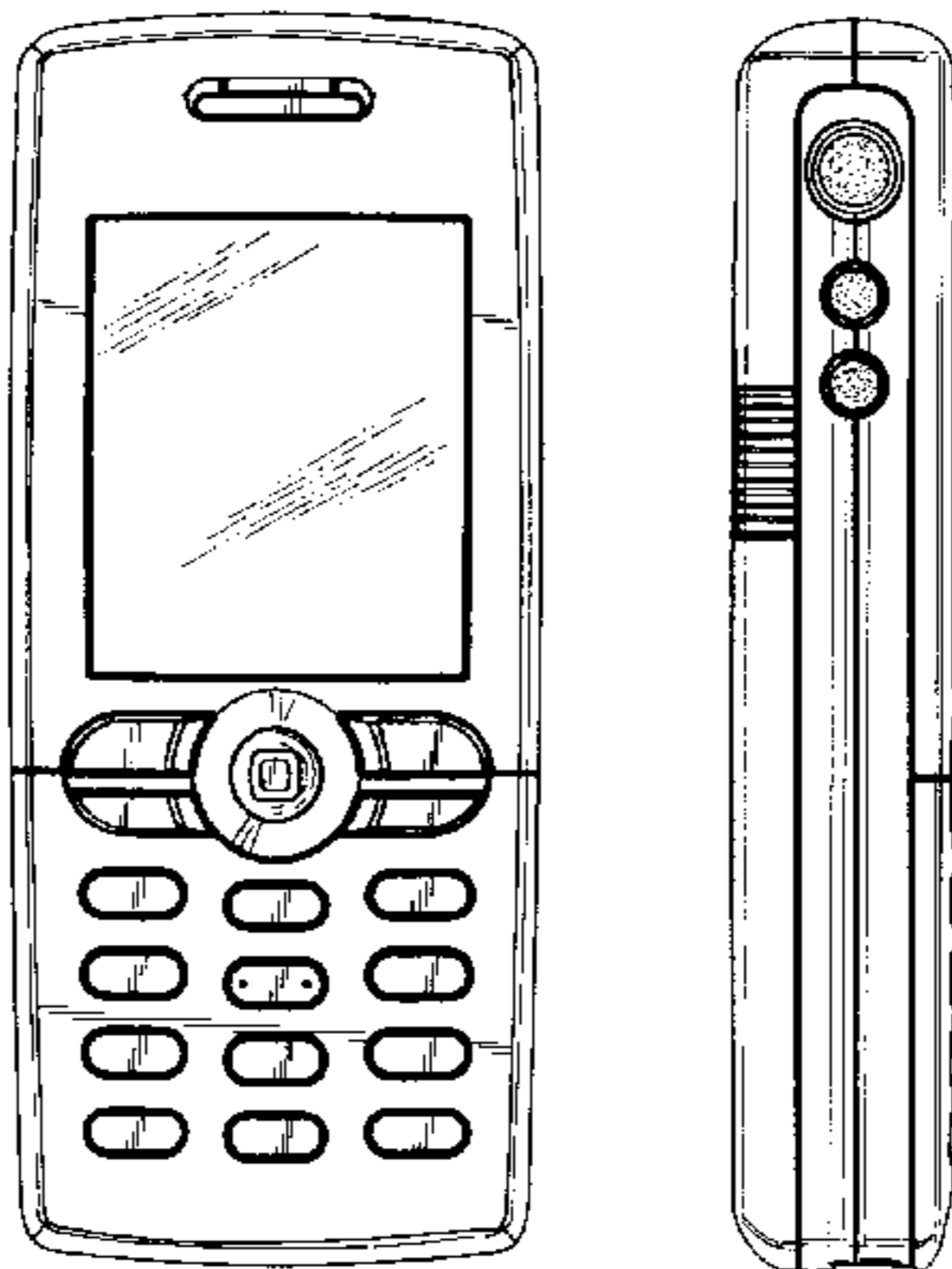
(57) **CLAIM**

The ornamental design for a mobile phone, as shown and described.

DESCRIPTION

FIG. 1 is a front view of a mobile phone showing my design; FIG. 2 is a right side view thereof; FIG. 3 is a left side view thereof; FIG. 4 is a back view thereof; FIG. 5 is a top view thereof; FIG. 6 is a bottom view thereof; and, FIG. 7 is a front perspective view thereof.

1 Claim, 2 Drawing Sheets



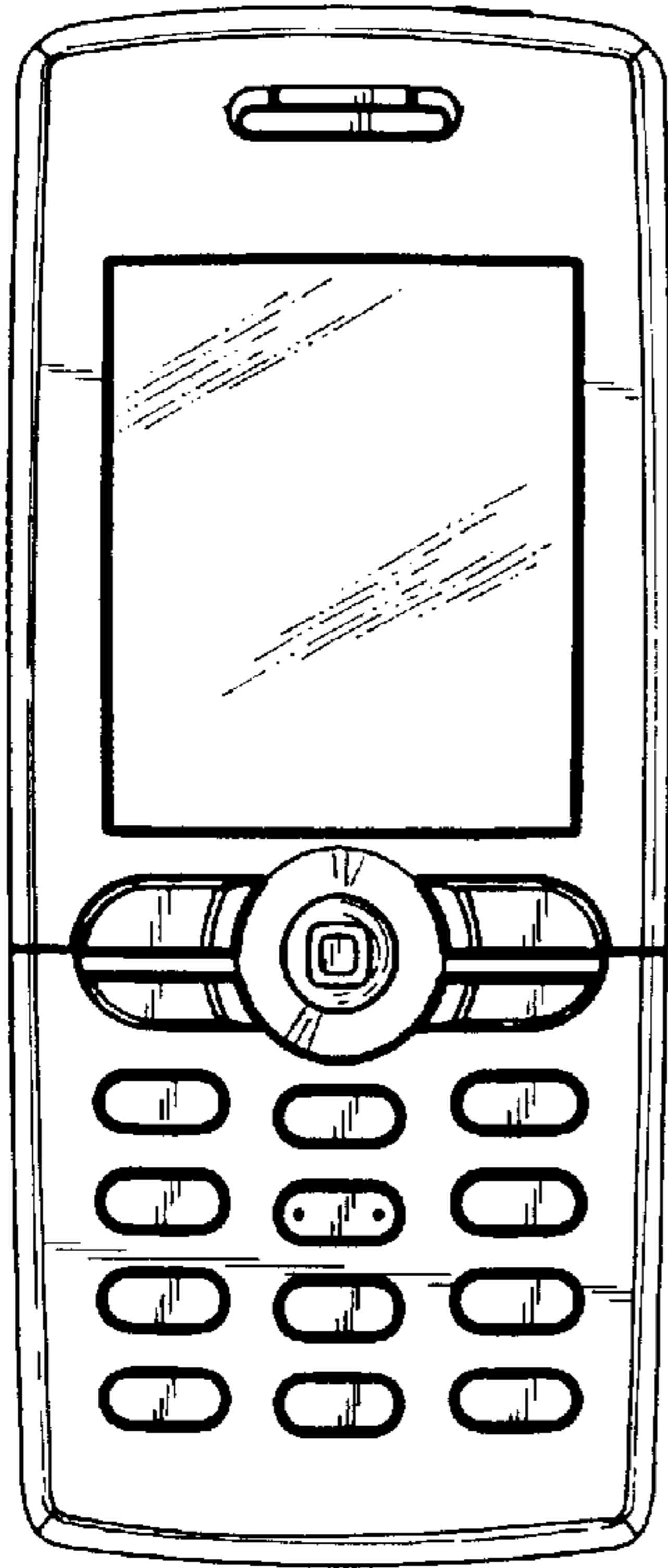


FIG. 1



FIG. 2

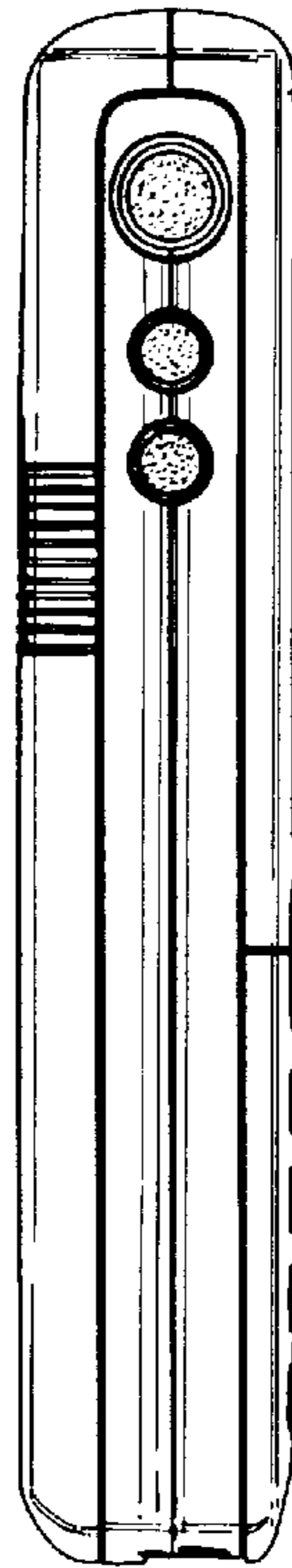


FIG. 3




FIG. 4

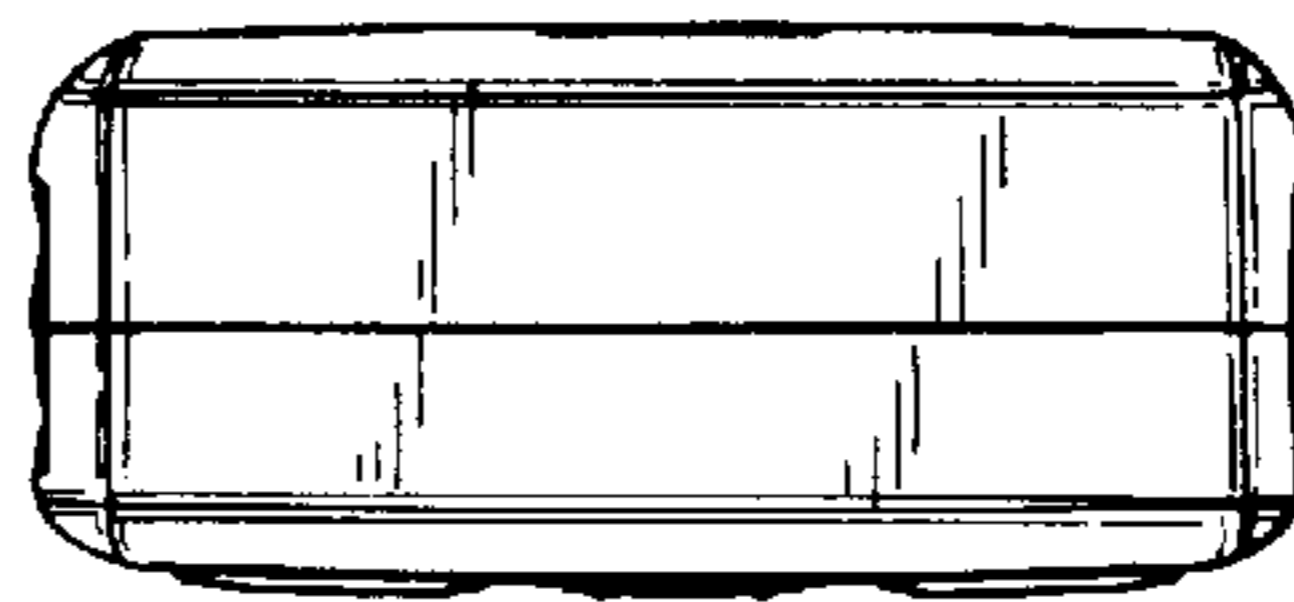


FIG. 5

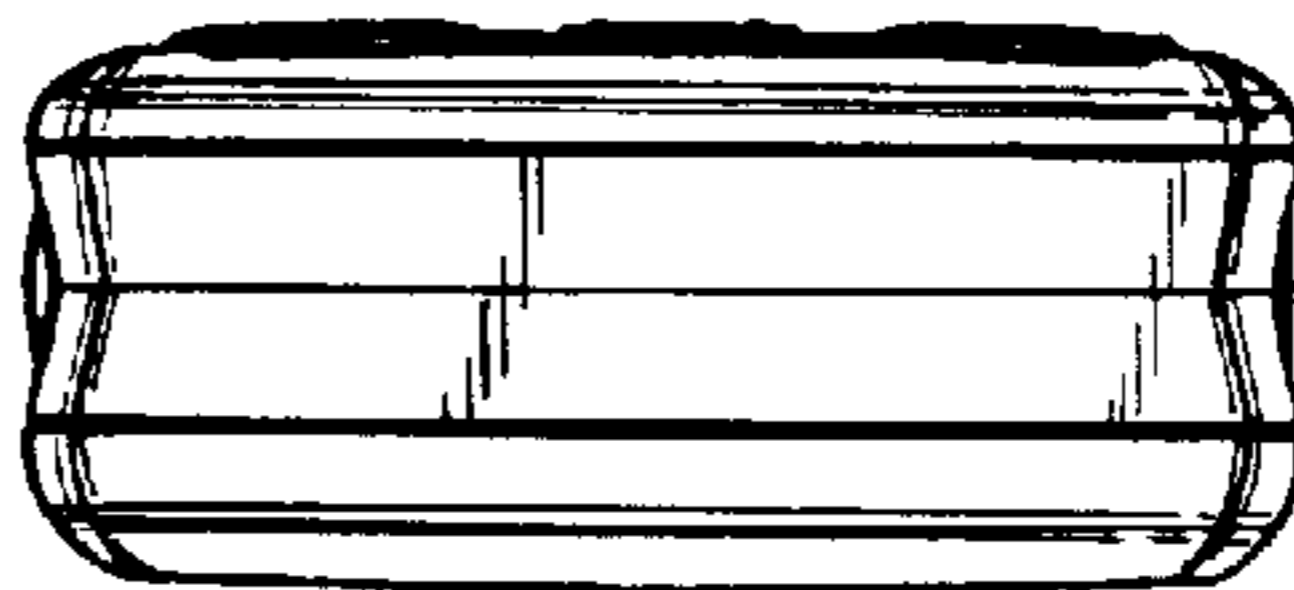


FIG. 6



FIG. 7