



US00D485816S

(12) **United States Design Patent**  
**Tanaka**

(10) **Patent No.:** **US D485,816 S**

(45) **Date of Patent:** **\*\* Jan. 27, 2004**

(54) **MOBILE PHONE**

(75) **Inventor:** **Hiroshi Tanaka, Osaka (JP)**

(73) **Assignees:** **Sanyo Electric Co., Ltd., Moriguchi (JP); Sanyo Telecommunications Co., Ltd., Daito (JP)**

(\*\*) **Term:** **14 Years**

|            |   |         |                     |         |
|------------|---|---------|---------------------|---------|
| D440,951 S | * | 4/2001  | Kolinen .....       | D14/138 |
| D443,600 S | * | 6/2001  | Ogawa .....         | D14/138 |
| D445,770 S | * | 7/2001  | Yang .....          | D14/138 |
| D446,509 S | * | 8/2001  | Chiu .....          | D14/138 |
| D464,940 S | * | 10/2002 | Jung .....          | D14/138 |
| D469,748 S | * | 2/2003  | Ribeiro et al. .... | D14/138 |
| D470,467 S | * | 2/2003  | Maruska et al. .... | D14/138 |
| D475,034 S | * | 5/2003  | Arbisi et al. ....  | D14/138 |
| D476,634 S | * | 7/2003  | Lehtonen .....      | D14/138 |

(21) **Appl. No.:** **29/171,428**

(22) **Filed:** **Nov. 21, 2002**

(30) **Foreign Application Priority Data**

Jun. 14, 2002 (JP) ..... 2002-016090

(51) **LOC (7) Cl.** ..... **14-03**

(52) **U.S. Cl.** ..... **D14/138**

(58) **Field of Search** ..... D14/137, 138,  
D14/218, 147-148, 247-248, 144, 341-347;  
379/433.01-433.13, 419, 434, 428.01-428.04,  
420.01-420.04, 440; 455/550.1-90.3; D21/517

(56) **References Cited**

**U.S. PATENT DOCUMENTS**

|            |   |         |                         |         |
|------------|---|---------|-------------------------|---------|
| D402,982 S | * | 12/1998 | Nagano et al. ....      | D14/138 |
| D407,719 S | * | 4/1999  | Nagano et al. ....      | D14/138 |
| D407,721 S | * | 4/1999  | Nagano et al. ....      | D14/138 |
| D407,722 S | * | 4/1999  | Nagano et al. ....      | D14/138 |
| D408,032 S | * | 4/1999  | Nagano et al. ....      | D14/138 |
| D408,399 S | * | 4/1999  | Nagano et al. ....      | D14/138 |
| D411,994 S | * | 7/1999  | Nakahara et al. ....    | D14/138 |
| D426,531 S | * | 6/2000  | Chikaraishi et al. .... | D14/138 |
| D427,983 S | * | 7/2000  | Nagano et al. ....      | D14/138 |
| D434,016 S | * | 11/2000 | Hunt .....              | D14/138 |
| D436,582 S | * | 1/2001  | Angele .....            | D14/138 |
| D436,939 S | * | 1/2001  | Nagano et al. ....      | D14/138 |

**FOREIGN PATENT DOCUMENTS**

|    |           |        |
|----|-----------|--------|
| JP | 1075913 S | 4/2000 |
| JP | 1084982 S | 7/2000 |
| JP | 1107351 S | 2/2001 |
| JP | 1108005 S | 3/2001 |
| JP | 1108732 S | 3/2001 |
| JP | 1123627 S | 8/2001 |

\* cited by examiner

*Primary Examiner*—Jeffrey Asch

(74) *Attorney, Agent, or Firm*—Darby & Darby

(57) **CLAIM**

I claim the ornamental design for a mobile phone, as shown.

**DESCRIPTION**

FIG. 1 is a top, front, and right side perspective view of my new design for a mobile phone;  
FIG. 2 is a front elevation view thereof;  
FIG. 3 is a rear elevation view thereof;  
FIG. 4 is a top plan view thereof;  
FIG. 5 is a bottom plan view thereof;  
FIG. 6 is a left side elevation view thereof;  
FIG. 7 is a right side elevation view thereof; and,  
FIG. 8 is a top, front and right side perspective view thereof with the antenna extended.

**1 Claim, 2 Drawing Sheets**

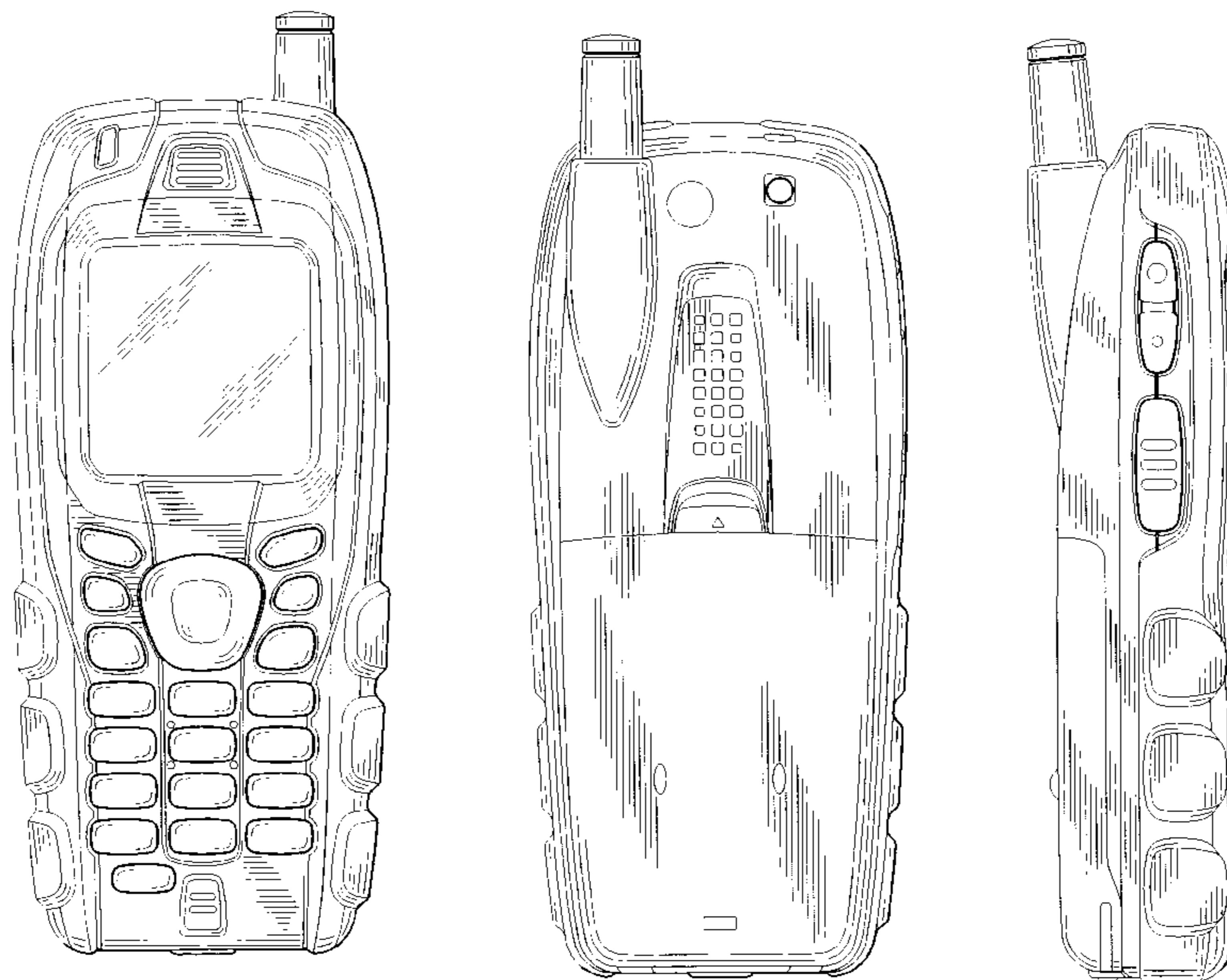


FIG.3

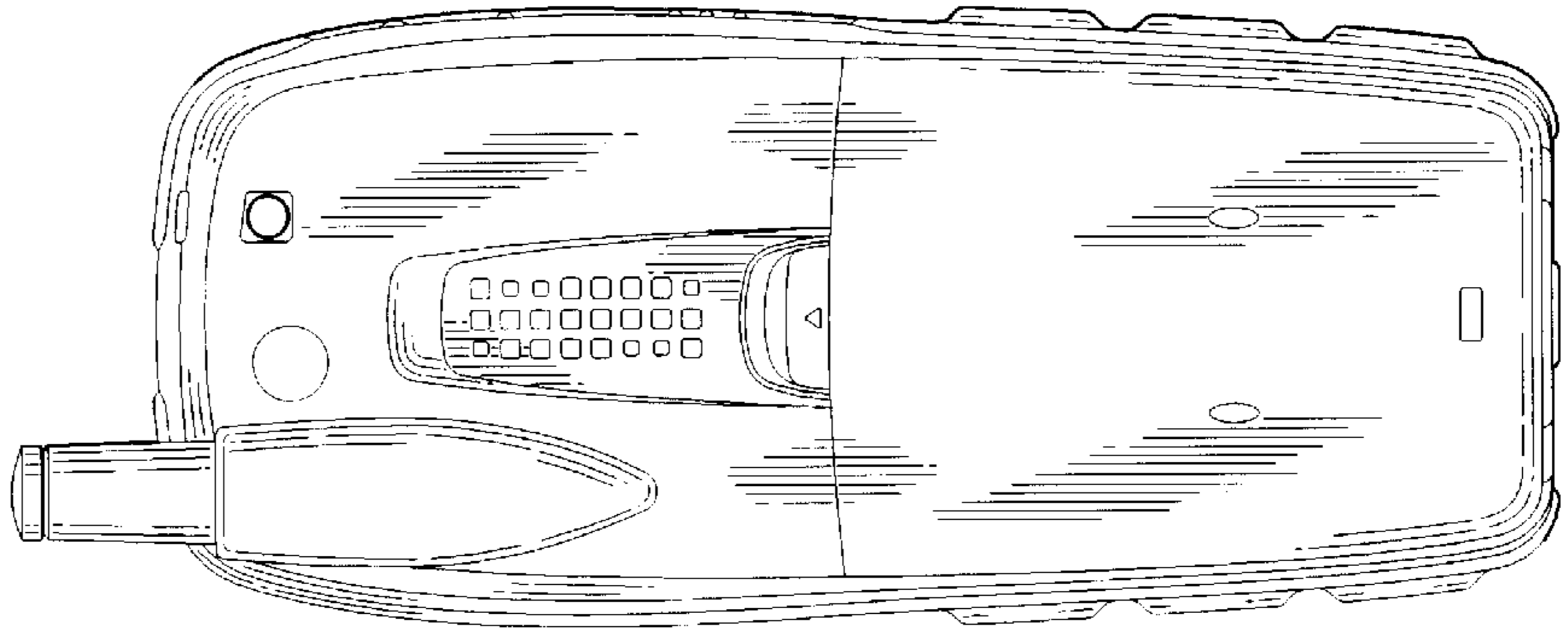


FIG.2

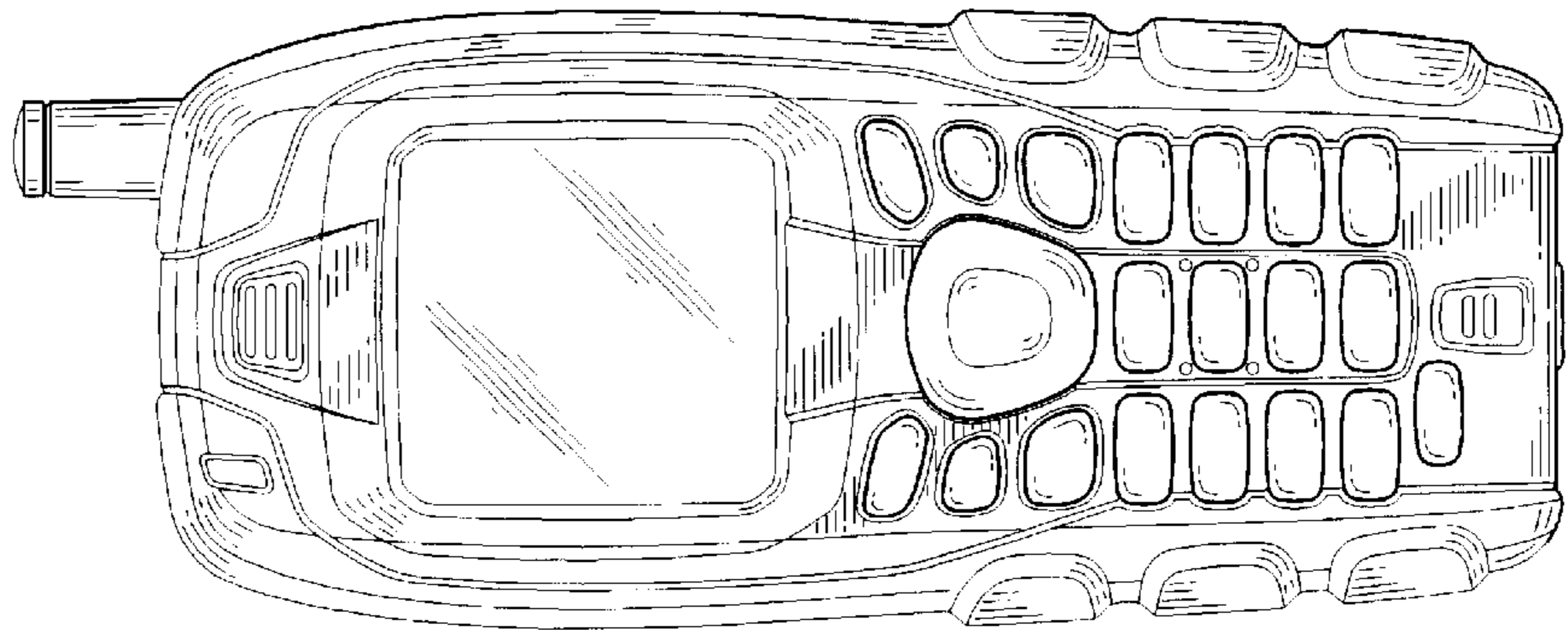


FIG.1

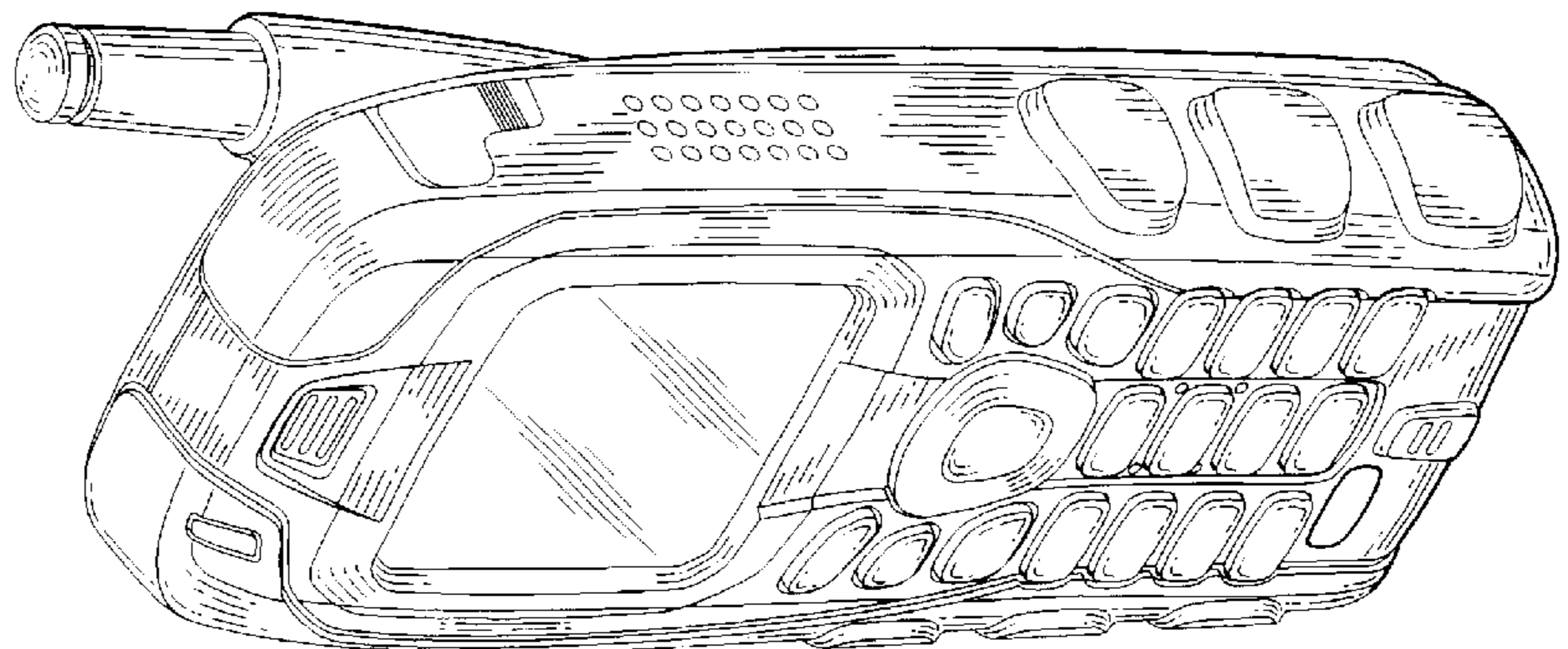


FIG.8

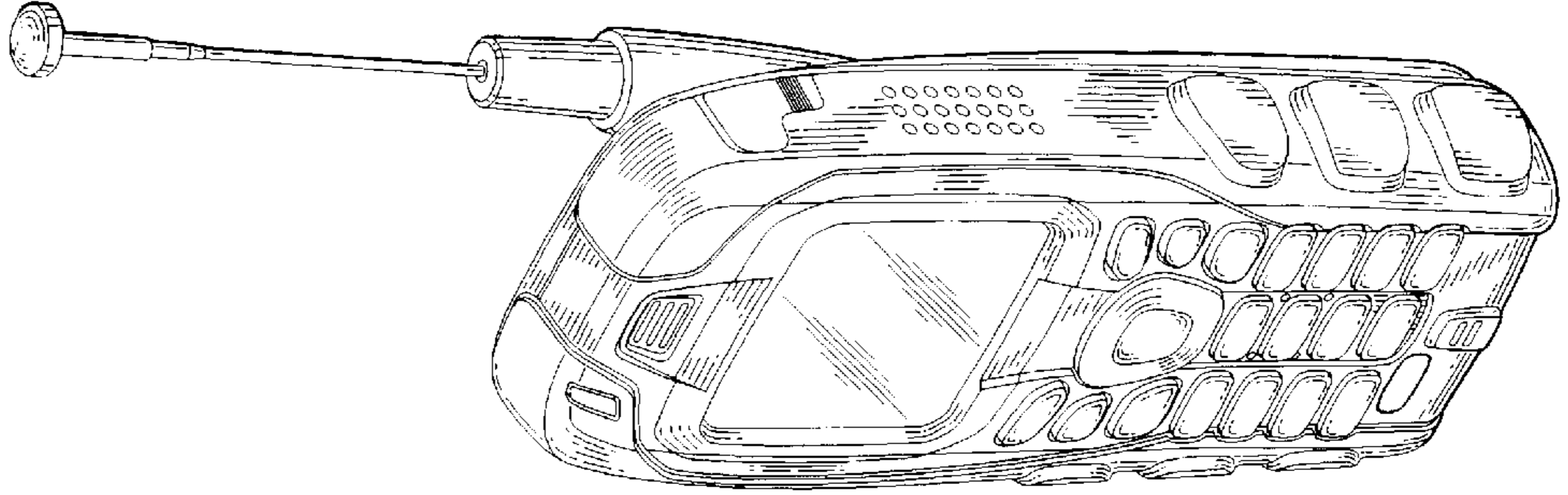


FIG.7

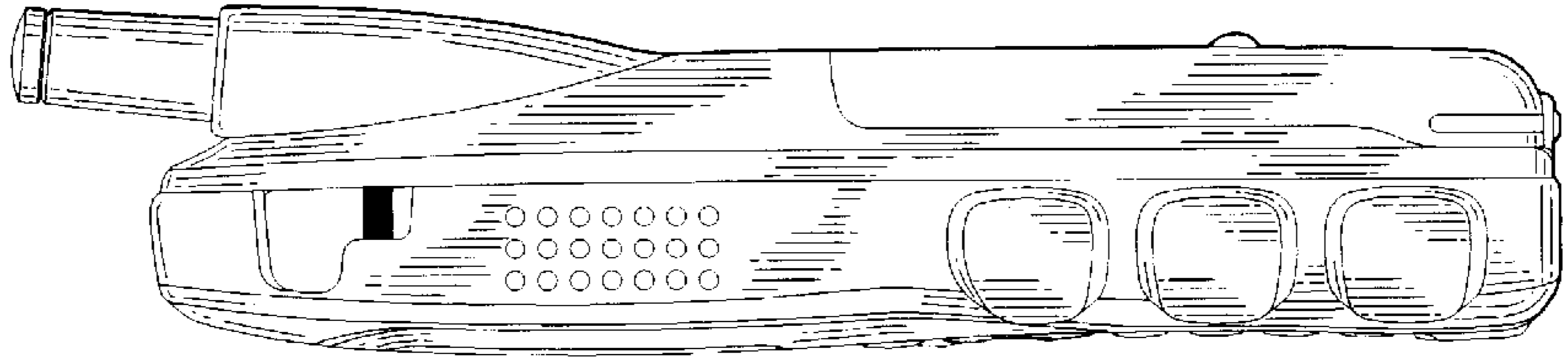


FIG.6

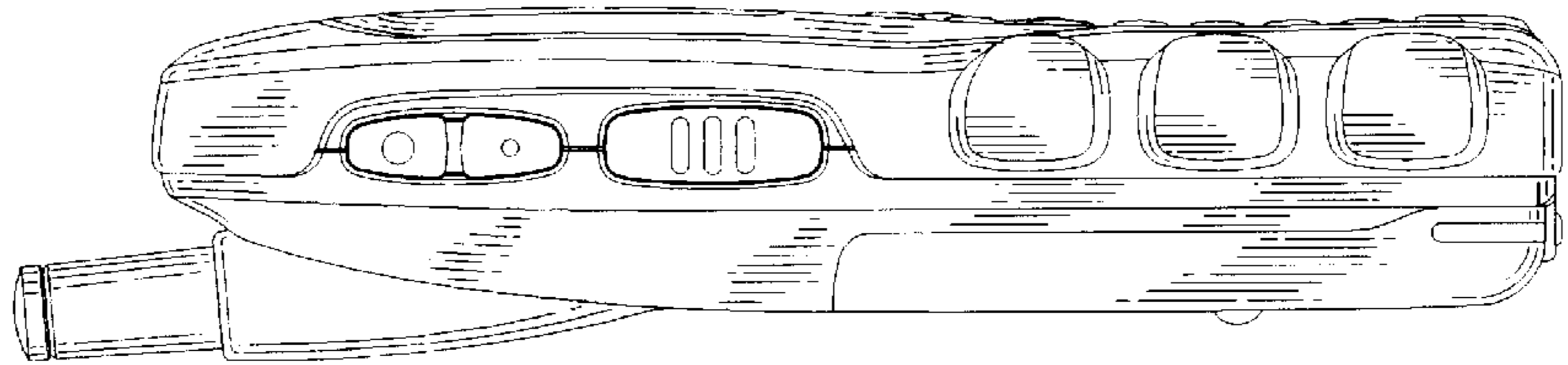


FIG.4

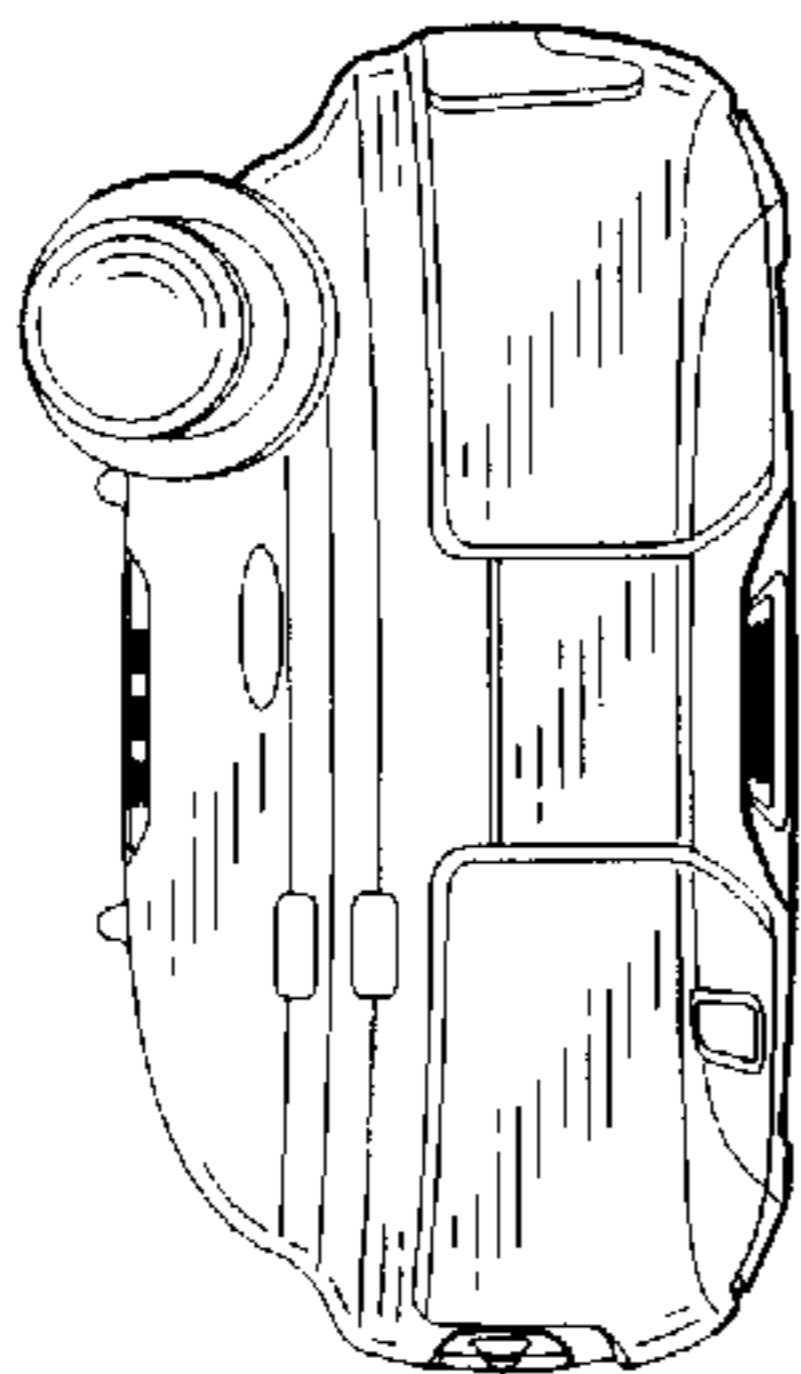


FIG.5

